

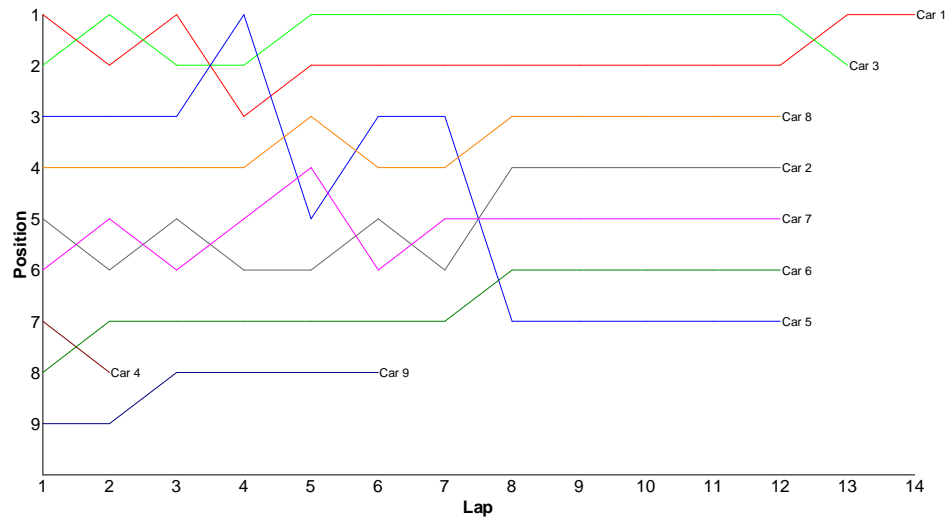
AMCC Winter Championship 2008/09 - Round 8: 18/1/2009

Race Results

<GT / Sport> - A Final

Pos	Car	Form	Name	Class	Member Type	Car Make	Result	Ave	Best
1	1	F4	Tim Webb	Formula GT	2009	Tamiya	14 / 318.73	22.76	20.60
2	3	F2	Nicholas Mugridge	EP Sport	2009	HPI	13 / 300.22	23.09	21.16
3	8	F4	Neil Talbot	Formula GT	2008 XX	Tamiya	12 / 301.02	25.08	22.25
4	2	F3	Dave Skelton	Formula GT	2008 XX	Associated	12 / 302.55	25.21	20.12
5	7	F4	Brian Killick	Formula GT	2009	Tamiya	12 / 314.50	26.20	22.13
6	6		Jason Elliot	EP Sport	G A	Tamiya	12 / 315.48	26.29	22.30
7	5	F4	Jon Wilkins	Formula GT	2008 XX	Associated	12 / 316.77	26.39	19.31
8	9		Tim Mugridge	EP Sport	2009	Yokomo	6 / 263.42	43.90	29.95
9	4	F1	Nigel Moss	Formula GT	2009	Tamiya	2 / 72.36	36.18	26.77

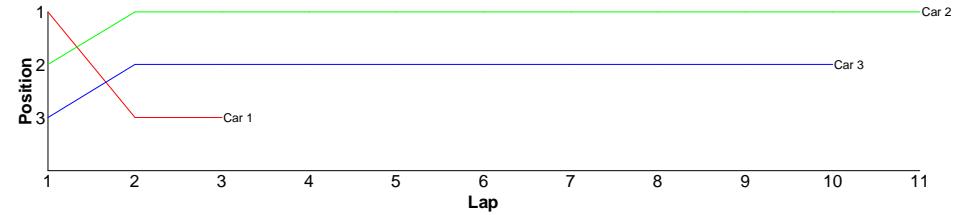
Lap	Car 1	Car 2	Car 3	Car 4	Car 5	Car 6	Car 7	Car 8	Car 9
1	33.22	41.88	33.59	45.59	33.88	47.37	43.08	41.66	50.13
2	22.95	24.51	21.37	26.77	22.53	23.17	22.97	23.09	47.11
3	21.13	22.82	22.97		21.82	23.31	24.97	22.23	30.98
4	28.69	27.42	22.84		22.23	23.88	23.04	22.71	44.68
5	22.61	27.08	21.99		37.19	29.41	22.13	22.29	29.95
6	20.72	21.57	21.34		21.93	24.31	30.59	29.57	60.57
7	20.82	23.80	21.31		19.31	22.66	22.17	22.75	
8	21.03	21.33	21.48		46.01	27.98	31.48	24.07	
9	21.36	30.80	24.02		21.70	23.47	23.37	22.83	
10	20.60	21.07	21.18		27.11	22.30	22.41	24.40	
11	21.34	20.15	21.16		23.11	23.41	22.90	22.89	
12	20.98	20.12	21.83		19.95	24.21	25.39	22.53	
13	21.89		25.14						
14	21.39								
15									



Bikes 1/8th - A Final

Pos	Car	Form	Name	Member Type	Car Make	Result	Ave	Best
1	2	F3	Chris Groom	2008 XX		11 / 309.92	28.17	23.97
2	3	F4	Peter Chang	2009		10 / 321.91	32.19	27.85
3	1	F4	Andy Carless	2009		3 / 123.09	41.03	19.79
4	4		Simon Lancaster			0 / 0.00	0.00	0.00

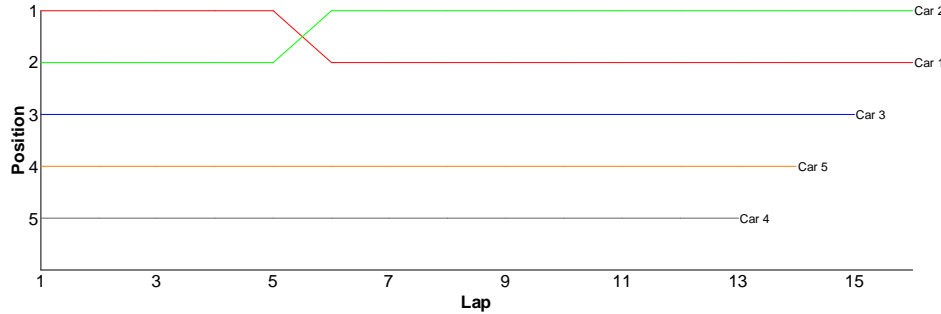
Lap	Car 1	Car 2	Car 3	Car 4
1	19.79	23.97	27.85	
2	76.00	34.27	33.38	
3	27.30	29.56	31.24	
4		28.67	31.21	
5		28.43	32.42	
6		27.94	34.97	
7		28.60	32.72	
8		27.74	32.06	
9		27.17	33.10	
10		27.02	32.96	
11		26.55		
12				



Stock Touring - B Final

Pos	Car	Form	Name	Member Type	Car Make	Result	Ave	Best
1	2	F2	Kieran Stokes (J)	2008 XX	Xray	16 / 310.48	19.40	18.28
2	1	F2	James Davis	2009	Tamiya	16 / 313.05	19.56	18.50
3	3	F2	Robin Francis	2008 XX	Hot Bodies	15 / 306.51	20.43	19.10
4	5	F2	Andy Lewis	2009	Hot Bodies	14 / 317.91	22.70	19.96
5	4	F2	Jose Jimenez	2008 XX	Xray	13 / 305.26	23.48	19.91

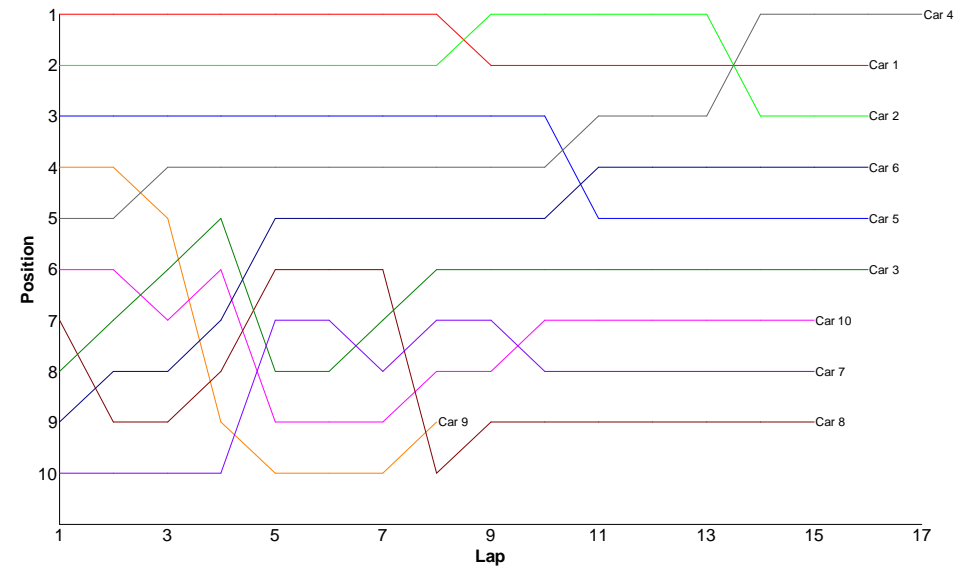
Lap	Car 1	Car 2	Car 3	Car 4	Car 5
1	28.99	29.26	30.34	49.19	34.48
2	19.13	18.95	19.32	25.34	20.97
3	19.01	19.75	19.47	24.27	21.24
4	18.55	18.44	19.10	20.85	21.99
5	18.94	18.41	21.48	21.27	20.61
6	19.09	18.30	19.65	20.34	25.56
7	18.85	18.54	19.64	21.39	24.71
8	18.97	19.48	19.30	19.91	21.73
9	19.18	18.28	19.35	20.09	20.82
10	19.02	18.32	19.66	21.02	21.17
11	18.56	18.98	19.70	21.38	19.96
12	18.84	18.74	21.58	20.02	22.13
13	18.50	18.51	19.32	20.19	20.89
14	18.99	19.18	19.28		21.65
15	18.82	18.76	19.32		
16	19.61	18.58			
17					



Stock Touring - A Final

Pos	Car	Form	Name	Member Type	Car Make	Result	Ave	Best
1	4		Scott Hauser	2009	Xray	17 / 318.26	18.72	17.21
2	1	F1	Nigel Moss	2009	Hot Bodies	16 / 300.52	18.78	17.04
3	2	F1	Anthony Pedder	2009	Hot Bodies	16 / 303.11	18.94	17.54
4	6		Dave Skelton	2009	Xray	16 / 307.50	19.21	17.52
5	5		Mark Fagan	2009	Serpent	16 / 309.72	19.35	17.81
6	3	F1	David Clift	2009		16 / 311.40	19.46	17.29
7	10	F1	Jon Wilkins	2008 XX	Hot Bodies	15 / 306.96	20.46	18.06
8	7	F2	Scott Stokes	2008 XX	Xray	15 / 309.05	20.60	17.67
9	8	F1	Ian Cairns	2009	Xray	15 / 320.00	21.33	18.87
10	9		Craig Murrell (J)	2009	Xray	8 / 179.83	22.47	18.78

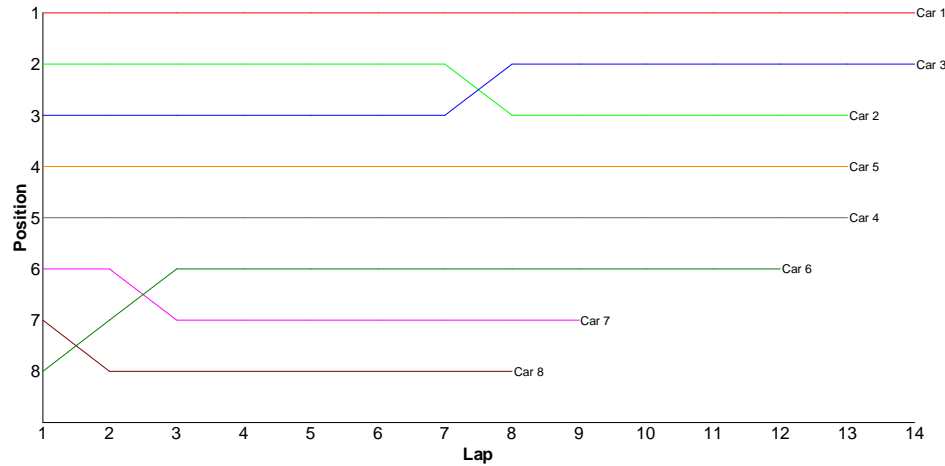
Lap	Car 1	Car 2	Car 3	Car 4	Car 5	Car 6	Car 7	Car 8	Car 9	Car 10
1	27.99	28.90	32.62	31.37	29.56	34.10	36.97	32.47	30.27	32.45
2	18.29	18.87	18.98	18.03	18.72	18.17	18.82	20.83	18.78	18.46
3	17.86	17.62	18.24	18.19	18.12	19.16	18.30	19.36	18.90	19.12
4	17.57	17.78	19.79	17.73	17.81	19.08	20.14	19.62	25.67	19.77
5	17.89	17.77	24.80	18.59	18.26	19.01	18.71	19.28	26.15	26.42
6	17.52	18.34	18.97	19.22	18.06	17.85	19.13	19.36	19.70	19.69
7	17.75	17.70	18.21	18.46	18.44	17.52	19.83	20.50	19.28	18.06
8	17.63	17.54	18.66	17.72	18.18	18.43	20.08	28.94	21.08	19.25
9	20.05	17.90	17.56	17.21	18.10	17.89	19.44	21.49		18.75
10	18.49	18.28	17.82	17.56	18.13	18.35	19.72	19.15		19.08
11	19.14	17.96	17.78	17.99	25.56	18.07	23.56	19.80		19.70
12	17.34	18.00	17.70	17.62	18.24	17.72	18.42	19.76		18.76
13	17.30	17.70	17.41	17.59	17.96	17.97	19.54	18.87		18.95
14	20.95	21.91	17.84	17.27	18.38	18.11	18.72	18.99		18.90
15	17.71	18.08	17.73	17.45	18.23	18.09	17.67	21.58		19.60
16	17.04	18.76	17.29	17.56	17.97	17.98				
17				18.70						
18										



Bikes 1/5th - A Final

Pos	Car	Form	Name	Member Type	Car Make	Result	Ave	Best
1	1		Roki Read	2009		14 / 302.69	21.62	14.60
2	3		Simon Lancaster	G A		14 / 320.97	22.92	17.82
3	2	F1	Steve Leake	2009		13 / 304.14	23.39	16.77
4	5	F1	Andy Carless	2009		13 / 304.78	23.44	22.51
5	4	F2	Dave Richards	2008 XX		13 / 310.14	23.85	22.79
6	6	F2	Chris Groom	2008 XX		12 / 302.44	25.20	23.15
7	7	F2	Matthew Book	2008 XX		9 / 310.83	34.53	26.83
8	8	F2	Peter Chang	2008 XX		8 / 307.20	38.40	27.54

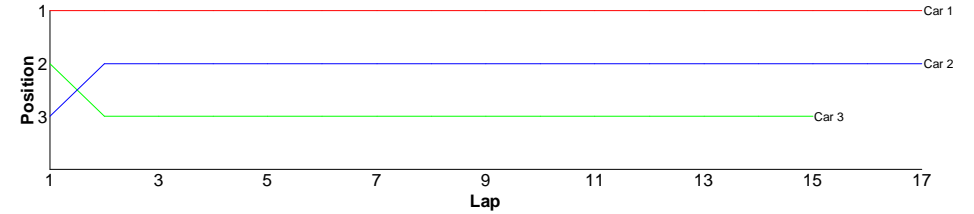
Lap	Car 1	Car 2	Car 3	Car 4	Car 5	Car 6	Car 7	Car 8
1	14.60	16.77	17.82	24.79	23.61	35.23	27.09	27.54
2	22.55	23.83	24.47	24.00	23.02	24.32	27.58	45.95
3	22.58	23.36	22.51	23.10	22.51	24.85	36.13	50.99
4	22.40	23.02	25.11	23.08	24.11	23.40	30.96	37.55
5	22.19	22.80	22.07	23.40	23.72	23.15	26.83	35.19
6	21.80	23.30	21.96	23.12	23.78	23.46	37.88	29.99
7	21.50	22.32	21.80	23.47	23.42	28.06	44.57	39.90
8	21.86	24.86	22.38	23.25	23.16	24.48	47.52	40.09
9	21.70	27.91	26.66	27.64	23.07	23.34	32.27	
10	22.24	23.49	23.76	23.91	23.18	23.28		
11	22.07	24.54	22.41	23.96	23.64	23.57		
12	22.26	23.99	23.44	23.63	24.31	25.30		
13	22.05	23.95	23.57	22.79	23.25			
14	22.89		23.01					
15								



Pro-Stock - B Final

Pos	Car	Form	Name	Member Type	Car Make	Result	Ave	Best
1	1	F2	Neil Talbot	2008 XX	Xray	17 / 314.23	18.48	17.62
2	2	F1	Jamie Vassallo	2008 XX	Schumacher	17 / 318.07	18.71	16.94
3	3		Chris Graco	G A	Xray	15 / 305.84	20.38	18.71

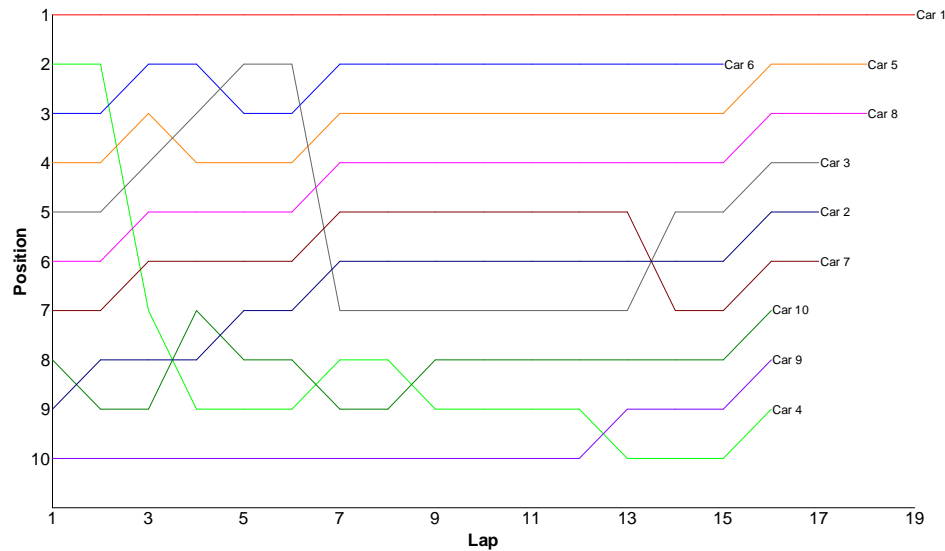
Lap	Car 1	Car 2	Car 3
1	27.62	32.60	31.22
2	17.76	17.90	21.00
3	17.74	17.67	19.51
4	18.16	17.44	18.92
5	18.05	17.68	18.85
6	17.91	19.51	19.14
7	17.62	17.88	20.03
8	17.88	17.74	20.04
9	17.90	17.77	18.89
10	17.72	17.17	19.47
11	18.14	17.16	18.95
12	17.79	17.54	18.71
13	18.31	16.94	19.38
14	17.72	17.74	22.11
15	17.71	17.54	19.62
16	17.80	19.30	
17	18.40	18.49	
18			



Pro-Stock - A Final

Pos	Car	Form	Name	Member Type	Car Make	Result	Ave	Best
1	1	F1	Glen Westwood	2008 XX	Schumacher	19 / 309.48	16.28	15.22
2	5		Aaron Wearn	2008 XX	Schumacher	18 / 311.50	17.30	16.30
3	8	F1	John Zottl	2009	Xray	18 / 312.80	17.37	16.14
4	3	F1	Jay Westwood	2008 XX	Schumacher	17 / 300.71	17.68	15.58
5	2	F1	Ori Sohachevsky	2008 XX	Schumacher	17 / 302.64	17.80	15.92
6	7		Kieran Clift (J)	2009	Schumacher	17 / 311.92	18.34	16.35
7	10	F1	Brian Killick	2009	Xray	16 / 303.66	18.97	16.81
8	9	F1	Scott Hauser	2008 XX	Xray	16 / 307.91	19.24	16.89
9	4	F1	Nick Adams	2009	Tamiya	16 / 309.19	19.32	16.46
10	6	F1	Matthew Quinlisk	2008 XX	Hot Bodies	15 / 260.32	17.35	16.31

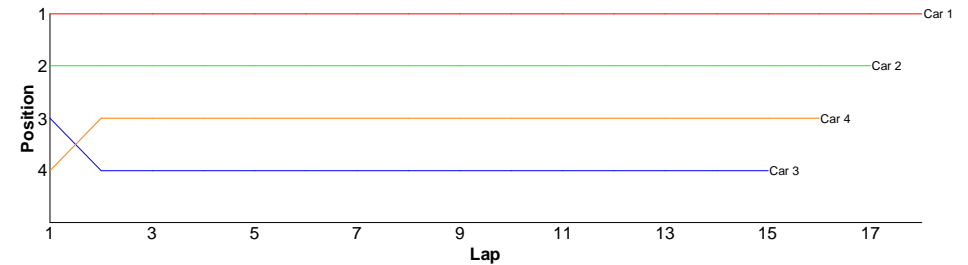
Lap	Car 1	Car 2	Car 3	Car 4	Car 5	Car 6	Car 7	Car 8	Car 9	Car 10
1	24.34	35.48	28.39	26.60	27.49	27.19	29.78	29.34	37.60	35.24
2	15.85	16.60	15.87	17.02	16.59	16.71	16.58	16.56	17.47	18.06
3	16.19	16.61	16.82	16.82	24.94	16.81	16.59	16.95	16.42	18.07
4	15.77	19.33	16.29	21.09	16.84	16.75	16.74	16.14	17.52	17.11
5	16.52	15.92	16.21	17.49	17.08	17.15	16.58	16.62	17.38	17.37
6	15.74	16.48	15.58	16.46	16.82	16.56	16.44	16.89	26.49	17.79
7	15.66	16.34	31.81	17.88	16.30	16.63	17.14	18.12	17.27	19.44
8	16.55	16.19	16.07	17.39	16.71	16.79	16.51	16.38	17.78	17.50
9	15.96	16.16	15.81	20.16	16.63	16.31	16.55	16.67	17.97	18.01
10	15.94	16.19	15.92	21.62	16.49	16.34	16.35	16.19	17.67	17.80
11	15.54	16.10	15.84	16.47	16.67	16.58	17.72	16.98	17.74	17.41
12	15.82	16.34	16.02	17.57	16.51	16.52	17.44	16.45	17.34	18.20
13	15.61	16.43	15.95	23.09	16.52	16.56	16.99	16.51	16.89	20.72
14	15.90	20.01	16.04	17.57	16.42	16.56	26.67	16.20	16.89	17.47
15	15.57	16.39	15.89	17.13	16.57	17.08	17.29	16.56	16.90	17.10
16	15.58	15.92	15.94	16.71	16.83		19.23	17.77	16.93	17.63
17	16.22	16.15	16.26		17.48		16.96	16.38		
18	15.50				16.74		16.62			
19	15.22									
20										



IC Touring - A Final

Pos	Car	Form	Name	Member Type	Car Make	Result	Ave	Best
1	1	F1	John Zottl	2009	Xray	18 / 306.50	17.02	15.83
2	2	F1	David Forsythe	2009	Xray	17 / 310.33	18.25	17.08
3	4	F2	Phillip Pullen	2008 XX	Mugen	16 / 316.91	19.80	17.52
4	3	F2	Mark Fagan	2008 XX	Serpent	15 / 303.89	20.25	16.93

Lap	Car 1	Car 2	Car 3	Car 4
1	26.49	28.57	29.93	30.30
2	15.83	17.71	39.08	18.53
3	17.33	17.30	17.62	18.22
4	16.04	17.08	18.15	17.98
5	16.17	17.77	17.57	19.52
6	16.59	17.72	17.75	19.12
7	16.68	17.25	18.63	18.91
8	16.24	17.16	17.35	27.54
9	16.08	18.48	18.20	17.77
10	16.58	17.50	17.62	18.21
11	16.48	17.37	21.98	19.07
12	16.22	17.56	18.24	18.98
13	16.94	17.28	17.47	17.53
14	16.29	19.33	16.93	19.50
15	16.64	17.58	17.37	18.21
16	16.66	17.39		17.52
17	17.07	17.28		
18	16.17			
19				



Produced by RC-Timing 2008 on 21 Jan 2009, 3:15 PM. www.RC-Timing.com