

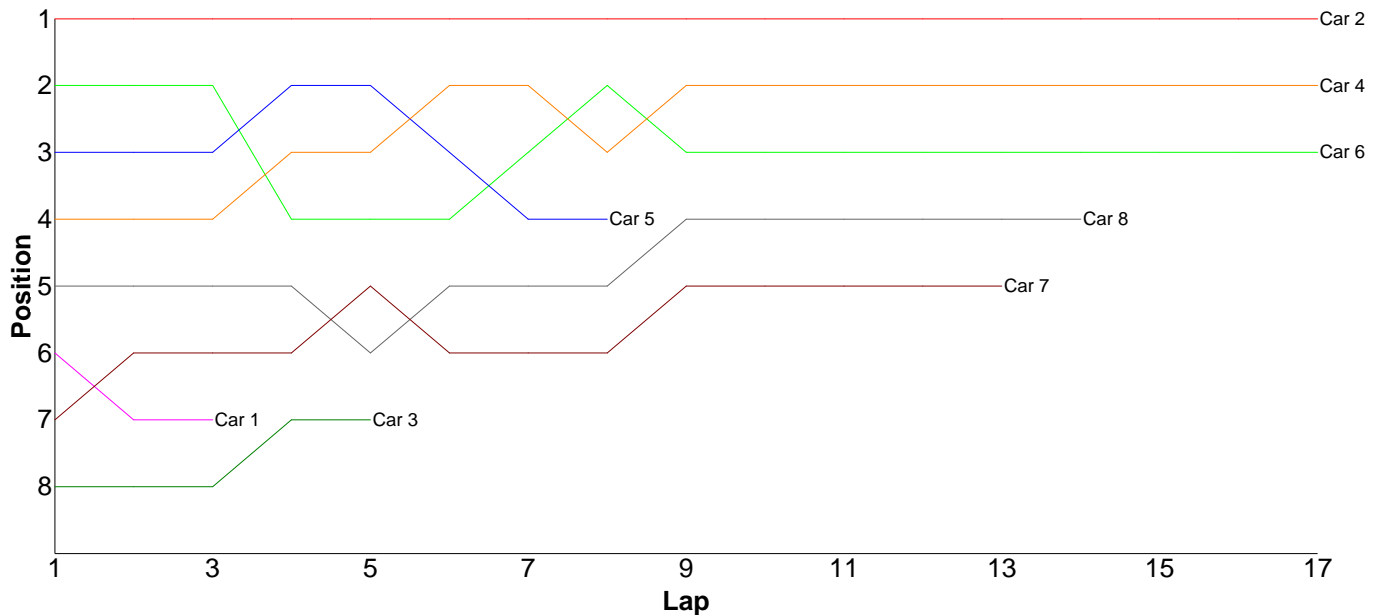
AMCC Winter Championship 2008/09 - Round 7: 04/01/2009

Race Results

Heat 1 - Round 1 (Formula GT)

Pos	Car	Form	Name	Member Type	Car Make	Result	Ave	Best
1	2	F3	Nigel Moss	2009	Tamiya	17 / 301.83	17.75	17.06
2	4	F4	Tim Webb	2008 XX	Tamiya	17 / 307.97	18.11	17.37
3	6	F4	Jon Wilkins	2008 XX	Tamiya	17 / 313.73	18.45	17.26
4	8	F4	Brian Killick	2008 XX	Tamiya	14 / 318.75	22.76	20.81
5	7	F4	Neil Talbot	2008 XX	Tamiya	13 / 317.94	24.45	20.87
6	5	F4	Gerald Page	2008 XX	Associated	8 / 150.92	18.86	18.17
7	3	F3	Dave Skelton	2008 XX	Associated	5 / 140.05	28.01	12.86
8	1		Rob Warren	2009	Associated	3 / 76.14	25.38	24.38

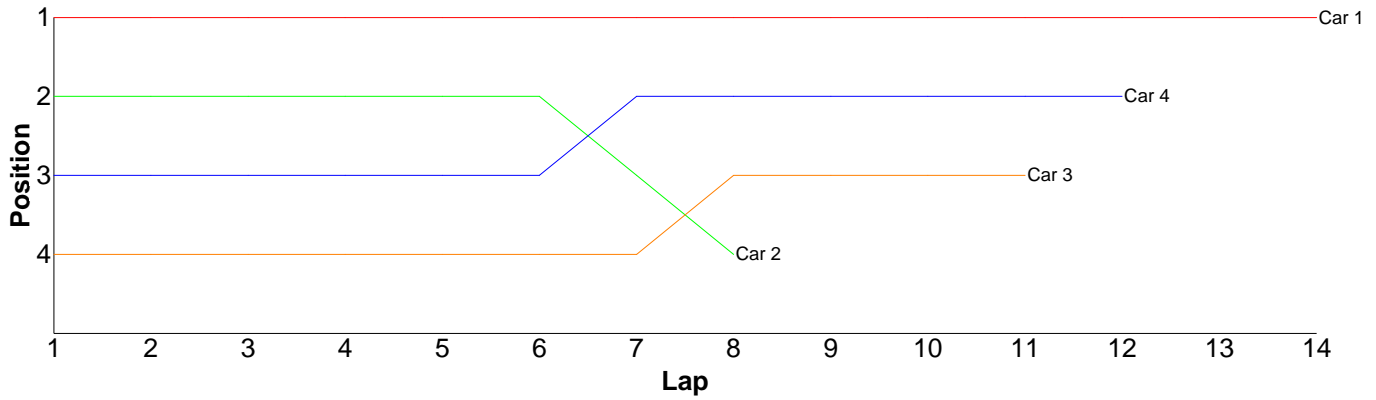
Lap	Car 1	Car 2	Car 3	Car 4	Car 5	Car 6	Car 7	Car 8
1	24.38	18.92	77.27	20.05	19.85	19.42	25.17	23.48
2	26.13	18.04	17.16	18.63	18.71	18.83	22.11	21.89
3	25.63	17.94	14.47	18.78	18.17	18.27	27.35	22.99
4		18.35	12.86	18.42	18.68	19.79	22.60	21.20
5		18.13	18.29	18.75	19.15	18.82	21.82	31.85
6		17.54		18.24	18.48	18.22	33.16	21.64
7		17.75		18.15	18.51	17.71	21.52	22.58
8		18.05		17.69	19.37	17.51	23.18	24.44
9		17.51		17.62		17.86	31.20	23.43
10		17.43		17.67		18.03	21.13	21.34
11		18.45		17.64		21.45	20.87	20.81
12		17.06		18.22		18.05	25.37	20.94
13		17.06		17.47		17.26	22.46	21.18
14		17.59		17.45		17.79		20.98
15		17.07		18.37		17.86		
16		17.22		17.45		18.56		
17		17.72		17.37		18.30		
18								



Heat 2 - Round 1 (EP Sport)

Pos	Car	Form	Name	Member Type	Car Make	Result	Ave	Best
1	1	F1	Scott Hauser	2008 XX	Schumacher	14 / 304.34	21.73	20.14
2	4		Jason Elliot	G A	Tamiya	12 / 311.87	25.98	24.42
3	3	F2	Nicholas Mugridge	2008 XX	HPI	11 / 306.62	27.87	23.61
4	2		Jack Warren (J)	2009	Xray	8 / 252.85	31.60	21.49

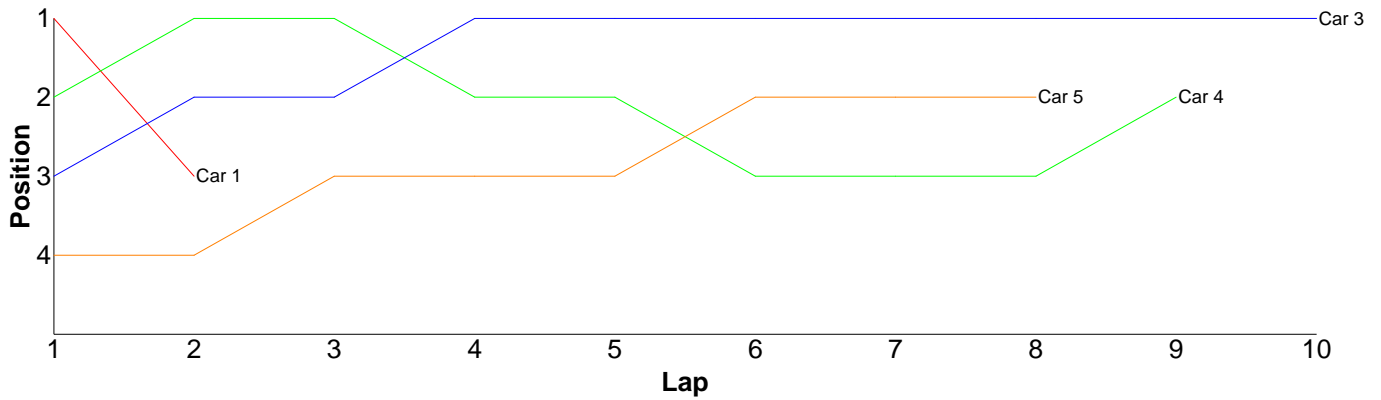
Lap	Car 1	Car 2	Car 3	Car 4
1	20.66	21.49	33.71	31.23
2	21.09	25.50	34.17	26.27
3	23.04	25.12	27.86	30.46
4	30.56	26.04	36.53	25.27
5	23.00	27.20	25.14	25.29
6	21.45	24.75	24.61	24.48
7	20.75	49.50	23.61	24.50
8	20.54	53.25	27.88	24.42
9	20.25		23.97	25.24
10	20.81		23.67	24.87
11	20.14		25.47	25.31
12	21.01			24.53
13	20.56			
14	20.48			
15				



Heat 3 - Round 1 (Bikes 1/8th)

Pos	Car	Form	Name	Member Type	Car Make	Result	Ave	Best
1	3		Dave Tims	2008 XX		10 / 316.35	31.63	25.41
2	4		Matt Tims	2008 XX		9 / 319.09	35.45	26.30
3	5	F3	Chris Groom	2008 XX		8 / 250.14	31.26	30.46
4	1		Andy Carless	2008 XX		2 / 61.57	30.78	16.74
=5	2		Scott Adderson	2008 XX		0 / 0.00	0.00	0.00
=5	6	F4	Peter Chang	2009		0 / 0.00	0.00	0.00

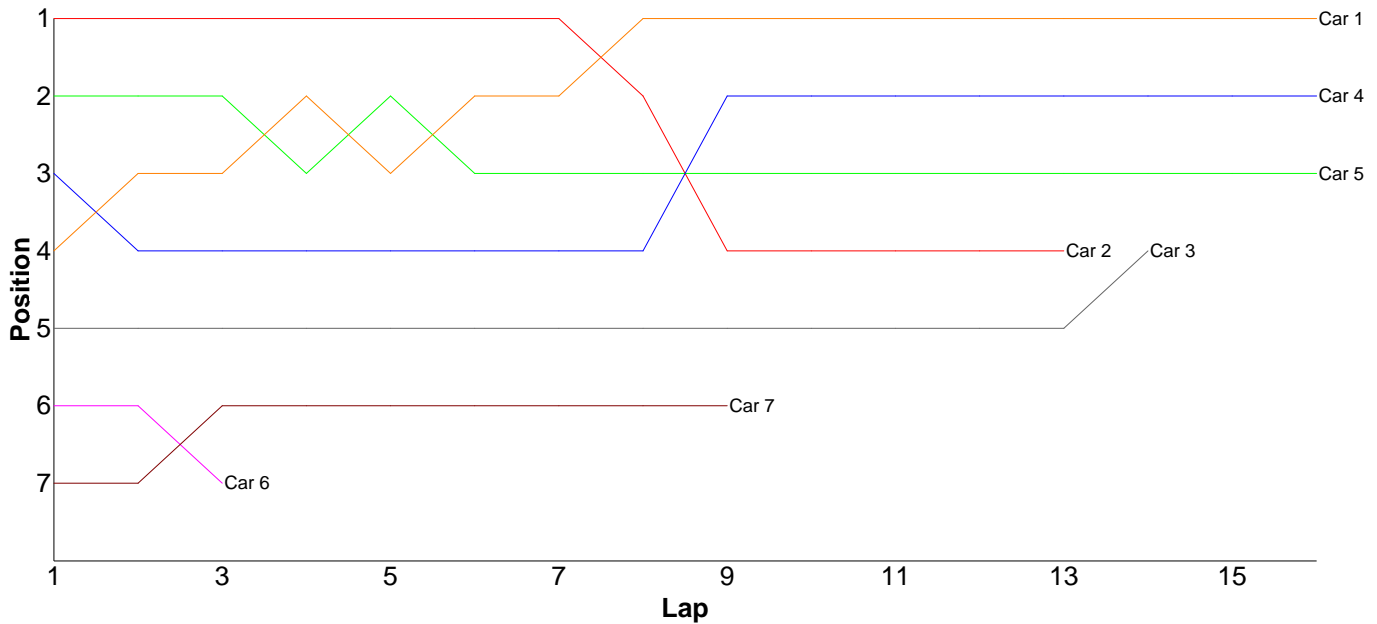
Lap	Car 1	Car 2	Car 3	Car 4	Car 5	Car 6
1	16.74		30.92	27.67	32.41	
2	44.83		26.76	27.11	31.30	
3			26.39	28.02	31.55	
4			25.41	26.91	31.93	
5			28.39	33.66	30.81	
6			44.42	60.19	30.46	
7			27.91	52.85	30.59	
8			38.96	36.38	31.09	
9			39.35	26.30		
10			27.84			
11						



Heat 4 - Round 1 (Stock Touring)

Pos	Car	Form	Name	Member Type	Car Make	Result	Ave	Best
1	1	F2	Mick Barnes	2008 XX	Xray	16 / 309.73	19.35	18.34
2	4	F2	Kieran Stokes (J)	2008 XX	Xray	16 / 311.70	19.48	18.83
3	5	F2	James Davis	2009	Tamiya	16 / 314.59	19.66	19.16
4	3		Chris Bradshaw	G A	Xray	14 / 303.12	21.65	20.47
5	2		Craig Murrell (J)	G A	Xray	13 / 277.89	21.37	18.31
6	7		Gary Fuller	2008 XX	Xray	9 / 303.93	33.77	14.45
7	6	F2	Lee Smith	2008 XX	Associated	3 / 246.04	82.01	28.41

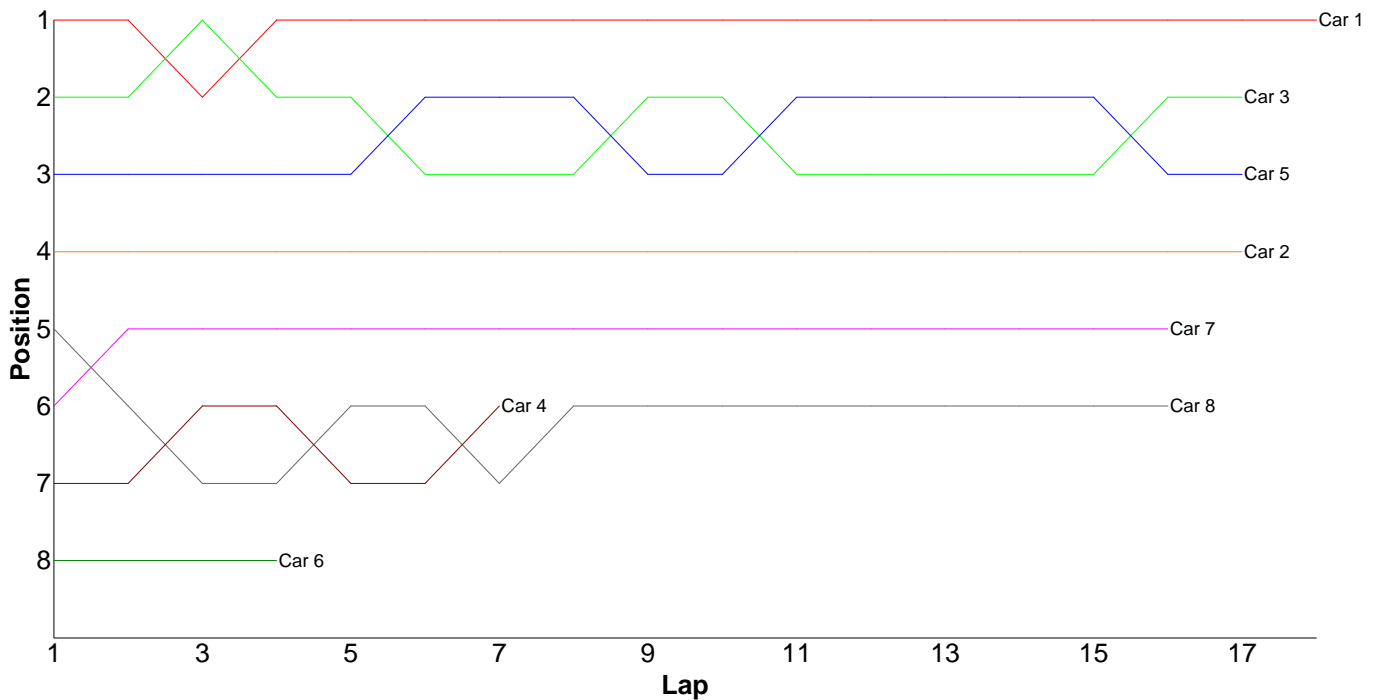
Lap	Car 1	Car 2	Car 3	Car 4	Car 5	Car 6	Car 7
1	20.46	19.22	21.31	20.35	19.77	28.41	155.29
2	19.25	18.31	27.16	20.21	19.28	35.27	14.45
3	19.49	19.68	20.50	19.68	19.78	182.36	16.75
4	18.93	19.75	21.17	19.44	19.35		18.10
5	20.36	19.19	20.85	19.70	19.30		18.49
6	18.74	19.14	25.83	19.74	19.77		15.32
7	18.69	18.96	20.69	19.16	19.71		24.88
8	18.34	21.88	21.30	19.58	19.27		19.53
9	19.00	24.97	20.47	18.83	21.97		21.12
10	18.93	19.58	21.18	19.14	19.38		
11	19.07	38.96	20.61	19.56	20.49		
12	18.75	19.29	20.48	19.21	19.46		
13	18.92	18.96	20.99	19.54	19.16		
14	19.12		20.58	18.95	19.16		
15	18.72			19.77	19.45		
16	22.96			18.84	19.29		
17							



Heat 5 - Round 1 (Stock Touring)

Pos	Car	Form	Name	Member Type	Car Make	Result	Ave	Best
1	1	F1	Nigel Moss	2009	Hot Bodies	18 / 315.61	17.53	17.14
2	3		Anthony Pedder	G A	Hot Bodies	17 / 305.20	17.95	17.70
3	5	F1	Jon Wilkins	2008 XX	Hot Bodies	17 / 305.75	17.98	17.42
4	2	F1	Kevin Bissell	2008 XX	Hot Bodies	17 / 316.91	18.64	17.76
5	7	F2	Robin Francis	2008 XX	Hot Bodies	16 / 311.41	19.46	18.41
6	8	F2	Scott Stokes	2008 XX	Xray	16 / 318.08	19.88	18.34
7	4	F1	Ian Cairns	2008 XX	Xray	7 / 141.55	20.22	19.42
8	6	F1	Kyle Fuller (J)	2008 XX	Xray	4 / 125.18	31.29	24.06

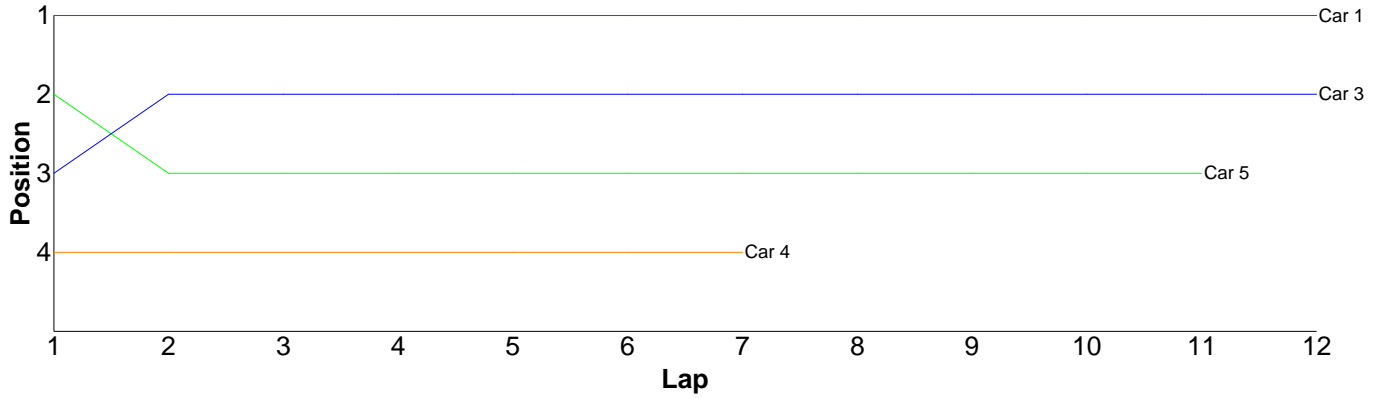
Lap	Car 1	Car 2	Car 3	Car 4	Car 5	Car 6	Car 7	Car 8
1	17.71	18.64	17.76	20.94	18.21	27.72	19.84	19.51
2	17.56	17.98	18.18	20.41	17.76	24.06	18.71	19.21
3	18.58	18.07	17.82	21.63	17.93	30.72	19.58	24.77
4	17.67	18.60	17.94	19.48	17.86	42.68	18.50	19.05
5	17.51	18.12	17.81	19.42	17.78		18.67	19.02
6	17.19	17.76	17.89	20.05	17.69		19.03	19.56
7	17.50	18.60	17.85	19.62	17.81		19.02	20.96
8	17.50	17.93	19.02		18.15		20.37	18.95
9	17.38	26.43	17.86		19.29		19.60	21.46
10	17.44	18.00	18.00		17.67		19.01	20.18
11	17.31	18.00	17.83		17.42		18.41	20.04
12	17.57	17.82	18.11		17.79		22.23	18.34
13	17.14	18.59	17.98		17.92		19.78	19.01
14	17.34	17.92	17.94		17.74		19.44	20.01
15	17.47	18.03	17.75		18.22		19.53	19.13
16	17.30	18.13	17.70		18.91		19.69	18.88
17	17.46	18.29	17.76		17.60			
18	17.98							
19								



Heat 6 - Round 1 (Bikes 1/5th)

Pos	Car	Form	Name	Member Type	Car Make	Result	Ave	Best
1	1	F2	Chris Groom	2008 XX		12 / 303.06	25.25	23.91
2	3	F2	Dave Richards	2008 XX		12 / 318.29	26.52	23.47
3	5	F2	Peter Chang	2008 XX		11 / 319.20	29.01	27.12
4	4	F2	Matthew Book	2008 XX		7 / 313.85	44.83	27.58
5	2	F2	Scott Adderson	2008 XX		0 / 0.00	0.00	0.00

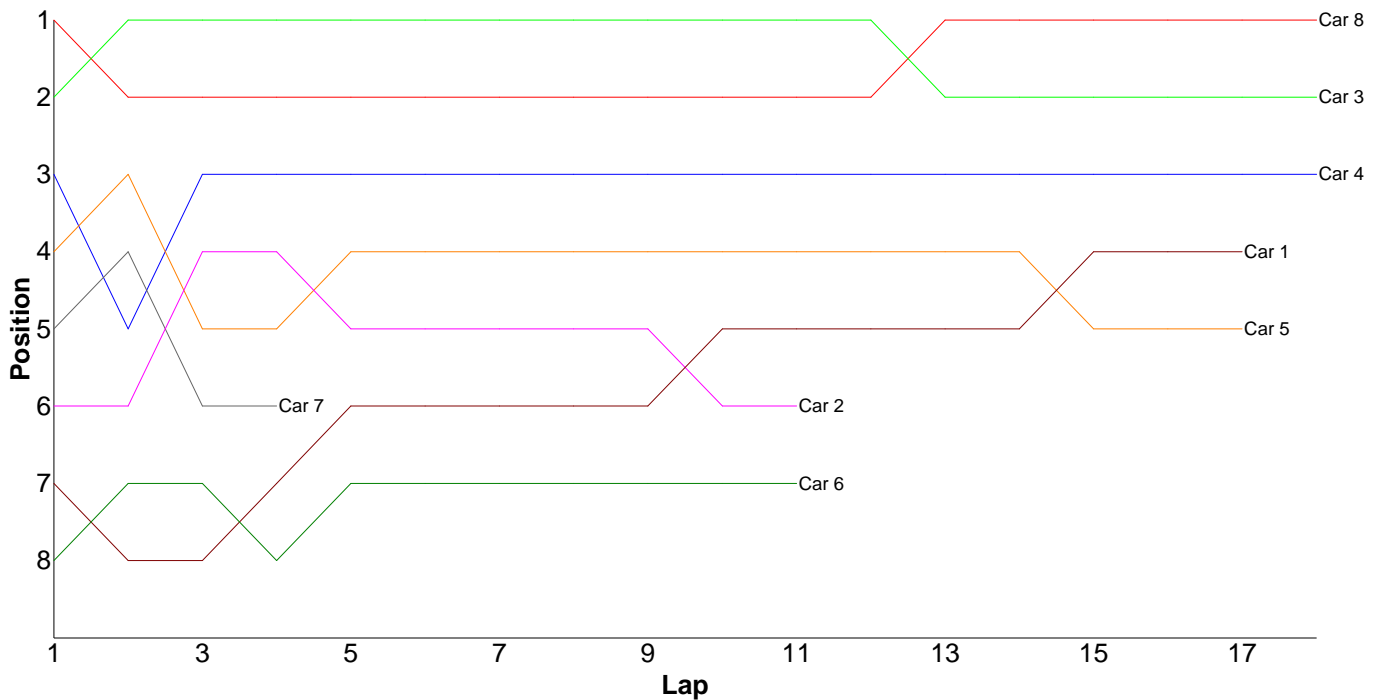
Lap	Car 1	Car 2	Car 3	Car 4	Car 5
1	24.54		30.33	101.18	29.51
2	25.10		24.65	39.49	28.74
3	24.77		28.30	34.92	28.72
4	27.65		23.47	32.43	27.96
5	23.99		23.93	39.11	30.04
6	24.00		33.27	39.14	27.12
7	25.70		25.51	27.58	27.95
8	23.91		31.54		28.11
9	23.97		23.85		32.57
10	24.71		23.98		28.52
11	30.78		24.13		29.96
12	23.94		25.33		
13					



Heat 7 - Round 1 (Pro-Stock)

Pos	Car	Form	Name	Member Type	Car Make	Result	Ave	Best
1	8		John Zottl	2008 XX	Xray	18 / 300.33	16.68	16.08
2	3	F1	Brian Killick	2008 XX	Xray	18 / 302.80	16.82	16.21
3	4	F2	Neil Talbot	2008 XX	Xray	18 / 308.54	17.14	16.20
4	1	F1	Scott Hauser	2008 XX	Xray	17 / 304.41	17.90	16.50
5	5		Tony Foster	2009	Xray	17 / 305.69	17.98	16.40
6	2	F1	Jamie Vassallo	2008 XX	Schumacher	11 / 204.96	18.63	16.58
7	6		John Fisher	G A	Xray	11 / 273.87	24.89	18.71
8	7	F2	Phillip Pullen	2008 XX	HPI	4 / 78.83	19.70	18.41

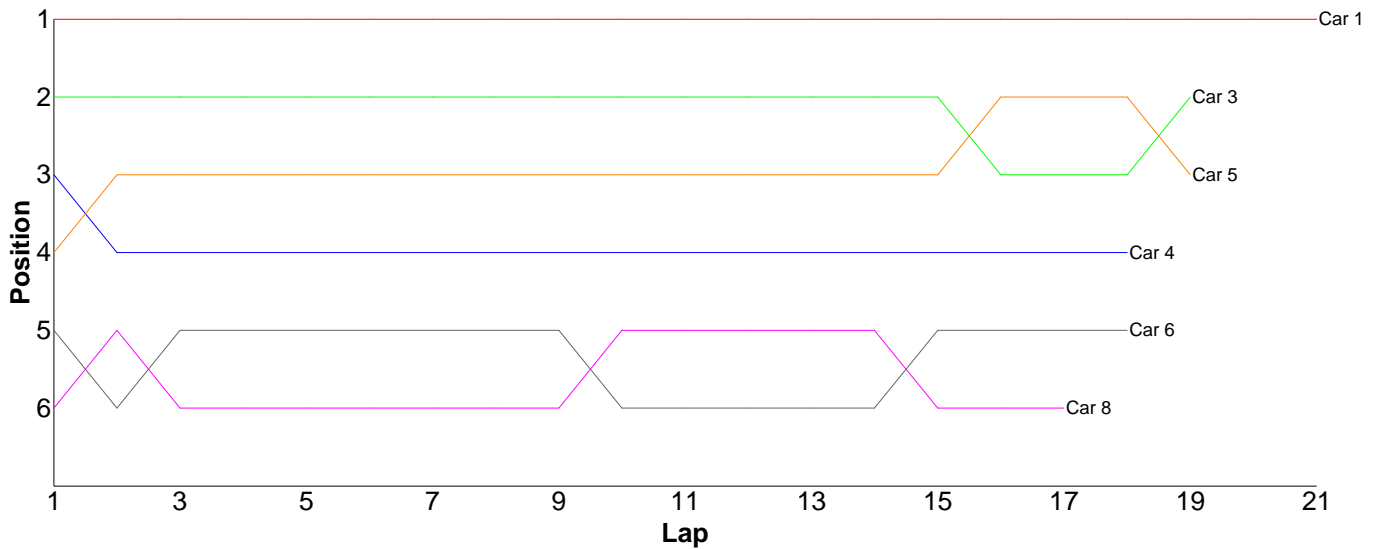
Lap	Car 1	Car 2	Car 3	Car 4	Car 5	Car 6	Car 7	Car 8
1	19.72	19.15	17.38	17.58	17.87	19.98	18.41	16.99
2	23.42	18.70	17.12	19.75	17.91	19.28	18.77	17.56
3	17.78	18.24	16.68	18.02	21.25	21.07	21.46	17.26
4	18.53	17.20	16.63	16.82	17.98	19.12	20.19	17.57
5	17.70	21.34	17.45	17.76	18.01	18.71		16.59
6	17.48	16.58	16.83	17.05	17.78	19.15		16.88
7	19.93	17.57	16.73	16.76	17.76	19.29		16.67
8	17.15	18.22	16.55	16.50	17.41	18.99		16.46
9	16.65	16.69	16.25	16.71	16.40	19.09		16.36
10	17.11	24.03	16.21	17.02	16.83	21.23		16.73
11	16.85	17.24	16.57	16.20	17.34	77.96		16.08
12	16.88		16.60	16.32	17.46			16.20
13	17.37		17.33	16.72	17.33			16.25
14	17.08		16.78	16.70	17.91			16.40
15	16.50		16.92	18.27	21.41			16.47
16	17.03		16.75	16.55	17.92			16.37
17	17.23		16.75	16.73	17.12			16.74
18			17.27	17.08				16.75
19								



Heat 8 - Round 1 (Pro-Stock)

Pos	Car	Form	Name	Member Type	Car Make	Result	Ave	Best
1	1	F1	Glen Westwood	2008 XX	Serpent	21 / 309.20	14.72	14.51
2	3	F1	Matthew Quinlisk	2008 XX	Hot Bodies	19 / 299.92	15.78	15.48
3	5	F1	Nick Adams	2009	Tamiya	19 / 300.17	15.79	15.22
4	4	F1	Tim Langdell	2008 XX	Serpent	18 / 303.81	16.87	15.78
5	6		Matt Butcher	G A	Schumacher	18 / 316.34	17.57	16.69
6	8	F1	Dave Skelton	2008 XX	Xray	17 / 306.62	18.03	15.81
=7	2	F1	Jay Westwood	2008 XX	Schumacher	0 / 0.00	0.00	0.00
=7	7	F1	Ori Sohachevsky	2008 XX	Schumacher	0 / 0.00	0.00	0.00

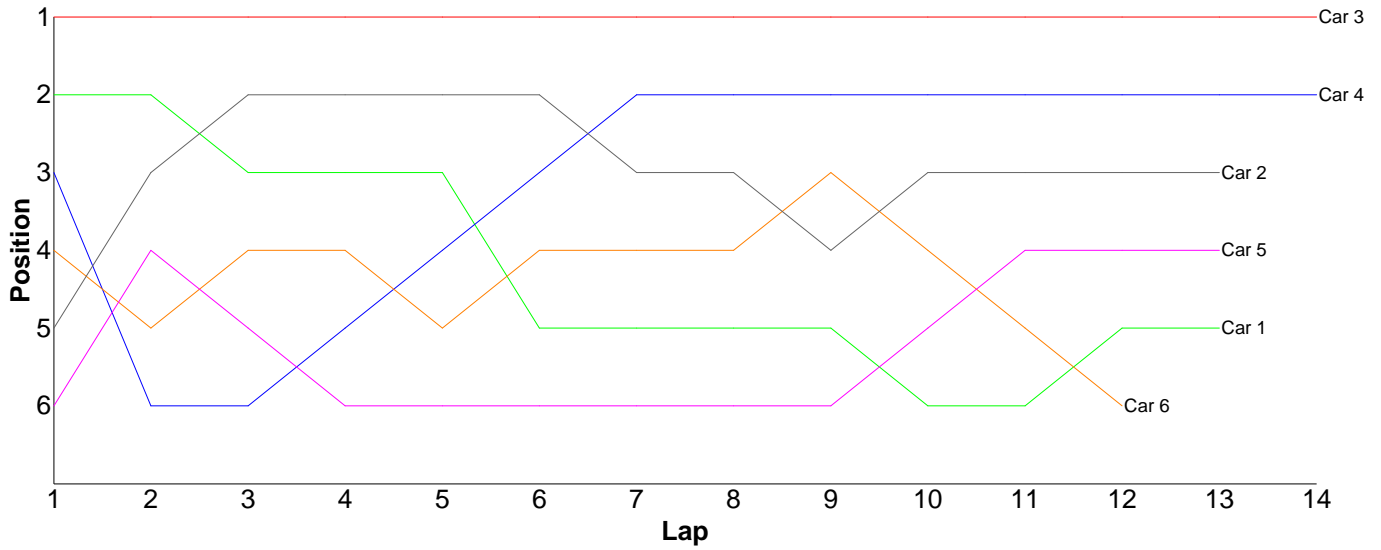
Lap	Car 1	Car 2	Car 3	Car 4	Car 5	Car 6	Car 7	Car 8
1	14.59		15.48	16.84	16.92	18.73		19.04
2	14.72		15.76	17.10	15.73	18.01		17.21
3	14.96		15.70	16.17	16.41	17.88		24.03
4	14.51		15.79	16.18	15.64	17.01		18.94
5	14.70		15.84	16.43	15.47	17.28		17.51
6	14.74		15.75	15.99	16.00	16.94		15.81
7	14.67		15.71	17.26	15.22	17.37		15.99
8	14.57		15.72	16.35	15.52	19.97		16.41
9	14.75		16.16	16.27	16.09	17.31		15.88
10	14.60		15.59	16.24	16.30	16.69		16.03
11	14.77		15.57	15.78	15.51	16.99		17.21
12	14.68		15.55	16.12	15.40	17.59		16.63
13	14.65		15.99	16.21	15.47	17.01		16.30
14	14.61		15.75	16.65	15.64	18.86		17.76
15	14.68		15.73	20.61	15.35	16.80		23.23
16	14.80		16.76	17.56	15.91	17.15		18.15
17	15.15		15.73	18.98	15.89	17.45		20.49
18	14.77		15.66	17.07	15.49	17.30		
19	14.86		15.68		16.21			
20	14.69							
21	14.73							
22								



Heat 9 - Round 1 (Bikes 1/5th)

Pos	Car	Form	Name	Member Type	Car Make	Result	Ave	Best
1	3	F1	Roki Read	2008 XX		14 / 300.24	21.44	20.95
2	4		Darren Johnson	2008 XX		14 / 315.64	22.54	20.70
3	2	F1	Steve Leake	2008 XX		13 / 312.60	24.04	23.03
4	5	F1	Andy Carless	2008 XX		13 / 319.27	24.55	22.96
5	1		Simon Lancaster	G A		13 / 321.23	24.71	21.70
6	6		Graham Clarke	G A		12 / 302.56	25.21	22.29

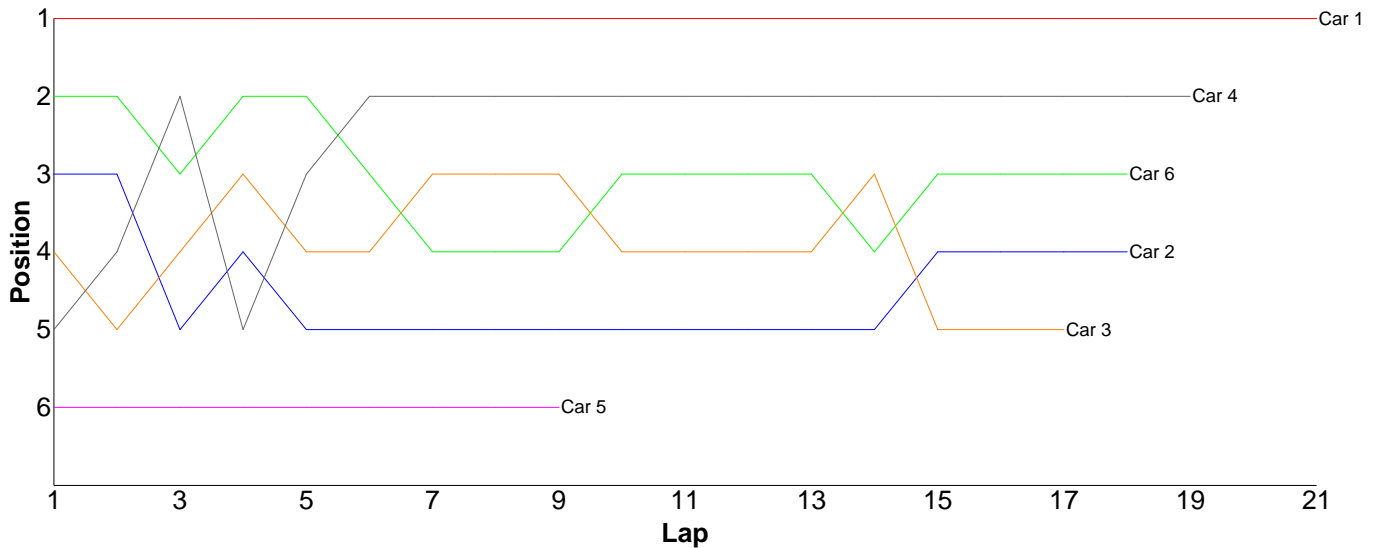
Lap	Car 1	Car 2	Car 3	Car 4	Car 5	Car 6
1	22.23	24.57	21.53	22.29	27.20	23.68
2	22.56	23.79	21.61	38.98	27.17	31.61
3	30.48	23.92	21.36	21.73	25.90	24.58
4	22.28	23.03	21.50	21.17	24.57	22.39
5	22.85	24.46	21.04	21.26	24.42	23.20
6	30.67	24.03	21.88	21.42	24.08	22.29
7	22.59	24.69	21.31	21.05	24.41	22.37
8	22.95	24.71	21.20	21.76	22.96	23.18
9	21.94	24.61	21.60	21.95	23.45	22.91
10	36.78	23.65	21.42	20.82	23.69	31.34
11	22.16	24.11	21.69	20.70	23.74	24.05
12	21.70	23.67	21.76	20.78	23.57	30.96
13	22.04	23.36	20.95	20.79	24.11	
14			21.39	20.94		
15						



Heat 10 - Round 1 (IC Touring)

Pos	Car	Form	Name	Member Type	Car Make	Result	Ave	Best
1	1	F1	John Zottl	2008 XX	Xray	21 / 311.49	14.83	14.37
2	4	F2	Phillip Pullen	2008 XX	Mugen	19 / 309.30	16.27	15.23
3	6	F2	Mark Fagan	2008 XX	Serpent	18 / 309.20	17.17	15.63
4	2	F2	Les Mainwaring	2008 XX	Mugen	18 / 314.23	17.45	15.92
5	3	F2	James Rumble	2008 XX	Xray	17 / 314.16	18.48	15.67
6	5	F2	Gary Fuller	2008 XX	Serpent	9 / 306.05	34.00	16.74
7	7	F2	Colin Taggart	2008 XX	Xray	0 / 0.00	0.00	0.00

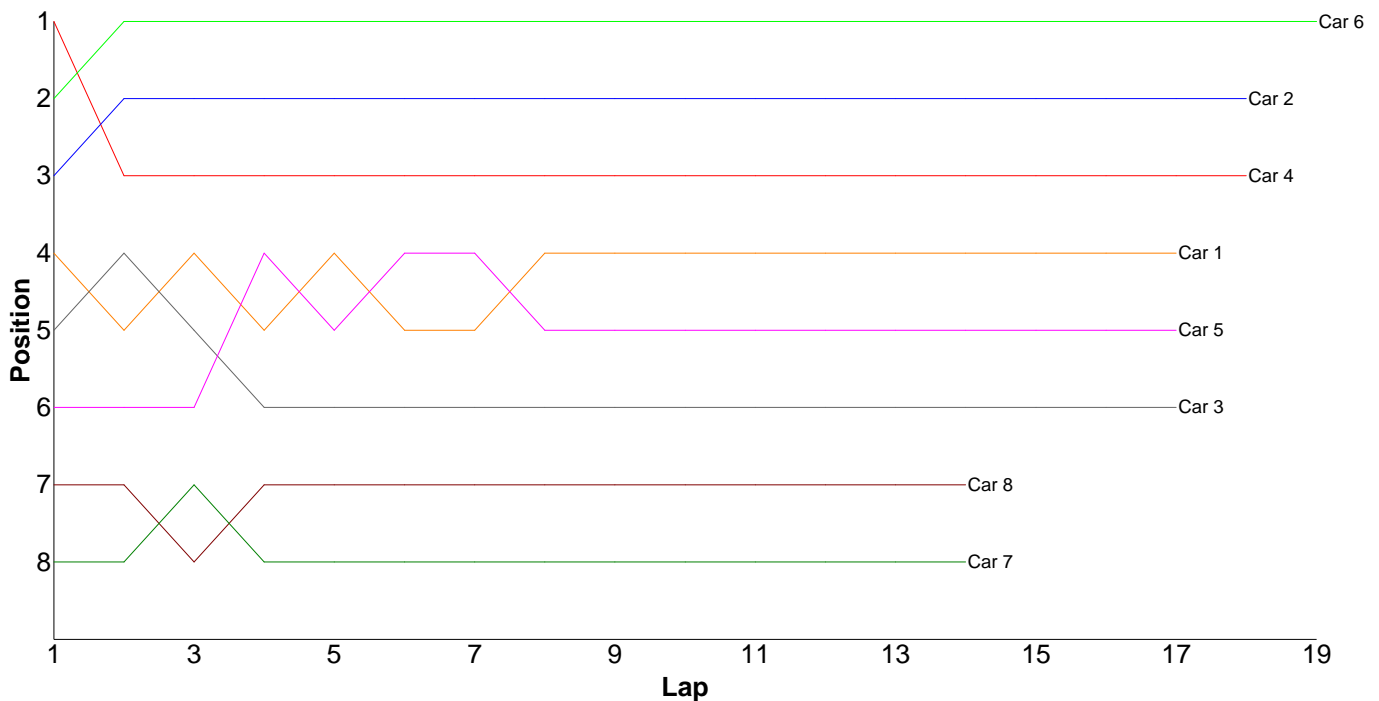
Lap	Car 1	Car 2	Car 3	Car 4	Car 5	Car 6	Car 7
1	14.79	16.76	16.88	17.43	160.52	16.59	
2	14.76	16.21	16.95	15.97	19.57	16.29	
3	14.72	17.05	15.86	15.79	20.53	16.78	
4	15.52	17.02	16.88	18.39	18.21	16.46	
5	14.86	17.74	17.35	15.94	18.94	15.63	
6	14.46	16.85	16.12	15.71	17.68	17.91	
7	15.38	17.23	15.68	15.23	16.74	16.21	
8	14.83	17.06	15.67	16.02	16.90	17.08	
9	14.50	28.47	15.68	15.59	16.96	16.39	
10	14.80	16.49	19.66	15.78		16.36	
11	15.95	16.28	20.15	16.68		16.79	
12	15.68	15.98	17.63	15.65		15.68	
13	14.79	16.14	15.82	16.25		16.11	
14	14.38	18.95	15.88	15.86		28.36	
15	14.54	16.57	42.98	16.34		16.78	
16	14.41	17.10	18.10	17.70		16.32	
17	14.37	16.41	16.87	15.93		16.17	
18	14.70	15.92		16.60		17.29	
19	14.53			16.44			
20	14.61						
21	14.91						
22							



Heat 1 - Round 2 (Formula GT)

Pos	Car	Form	Name	Member Type	Car Make	Result	Ave	Best
1	6	F4	Jon Wilkins	2008 XX	Tamiya	19 / 315.96	16.62	15.80
2	2	F3	Nigel Moss	2009	Tamiya	18 / 306.86	17.04	16.57
3	4	F4	Tim Webb	2008 XX	Tamiya	18 / 310.94	17.27	16.76
4	1		Rob Warren	2009	Associated	17 / 301.38	17.72	16.70
5	5	F4	Gerald Page	2008 XX	Associated	17 / 304.02	17.88	16.81
6	3	F3	Dave Skelton	2008 XX	Associated	17 / 308.83	18.16	17.16
7	8	F4	Brian Killick	2008 XX	Tamiya	14 / 305.92	21.85	19.69
8	7	F4	Neil Talbot	2008 XX	Tamiya	14 / 310.37	22.16	20.12

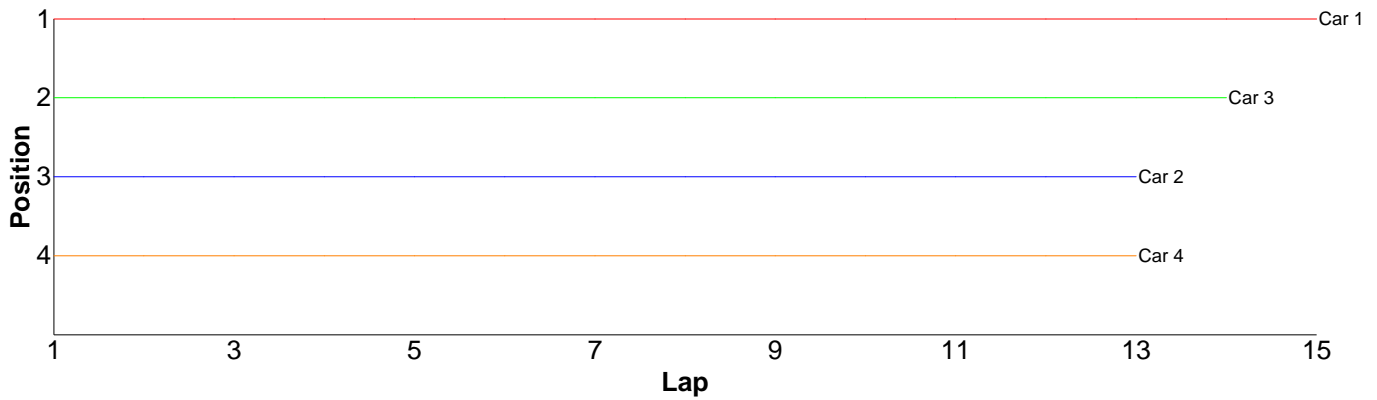
Lap	Car 1	Car 2	Car 3	Car 4	Car 5	Car 6	Car 7	Car 8
1	18.27	17.98	18.43	17.78	18.44	17.80	21.67	19.96
2	18.55	17.21	18.18	18.06	18.43	16.89	20.41	19.80
3	17.72	17.02	17.99	17.76	17.81	16.82	20.44	25.78
4	17.56	17.25	17.91	17.26	17.35	16.12	27.26	21.71
5	17.46	17.96	17.77	17.28	17.62	16.79	21.51	20.12
6	18.63	17.03	17.92	17.05	18.22	16.01	21.25	19.69
7	17.18	16.92	17.56	16.83	17.44	15.80	23.52	23.64
8	17.26	16.95	19.56	16.81	17.99	16.82	20.71	21.12
9	16.98	16.76	17.68	17.31	17.39	16.93	21.05	21.32
10	16.90	17.14	17.43	17.21	16.81	16.39	20.12	21.02
11	16.82	16.77	17.24	17.06	17.08	16.99	22.34	22.37
12	16.70	16.77	23.45	16.93	17.31	17.06	23.20	25.32
13	18.92	16.83	17.74	16.76	17.61	16.44	25.79	21.89
14	16.94	16.81	17.16	17.47	18.21	16.12	21.10	22.18
15	20.44	17.03	17.95	17.08	21.76	16.61		
16	17.56	17.09	17.48	17.19	17.40	16.06		
17	17.49	16.77	17.38	17.16	17.15	17.20		
18		16.57		17.94		16.00		
19						17.11		
20								



Heat 2 - Round 2 (EP Sport)

Pos	Car	Form	Name	Member Type	Car Make	Result	Ave	Best
1	1	F1	Scott Hauser	2008 XX	Schumacher	15 / 299.64	19.97	19.59
2	3	F2	Nicholas Mugridge	2008 XX	HPI	14 / 316.49	22.60	21.76
3	2		Jack Warren (J)	2009	Xray	13 / 307.63	23.66	21.76
4	4		Jason Elliot	G A	Tamiya	13 / 315.98	24.30	22.62

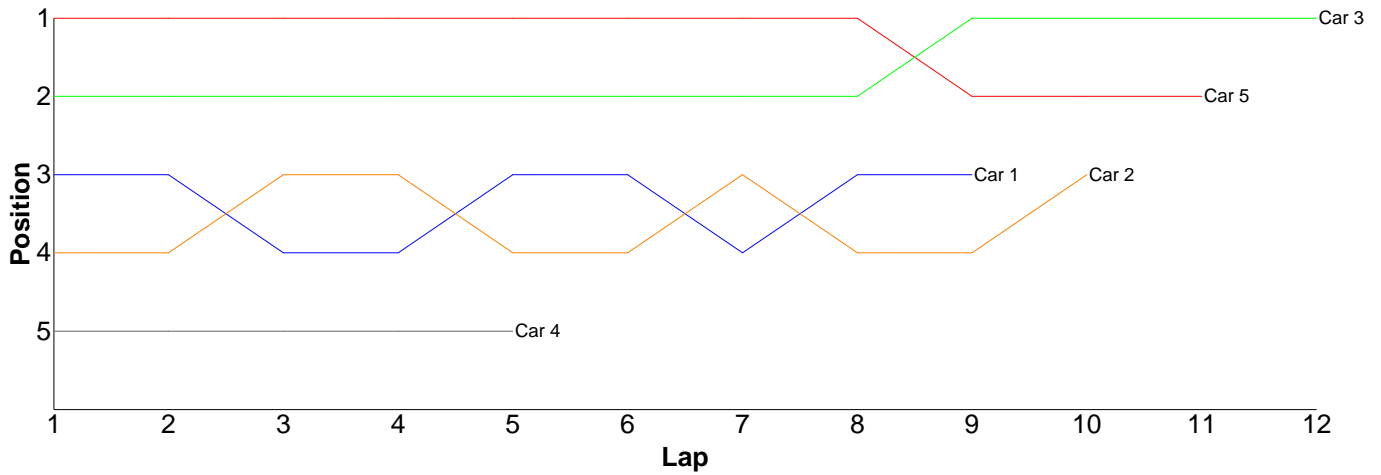
Lap	Car 1	Car 2	Car 3	Car 4
1	19.65	24.60	23.73	35.43
2	19.91	27.31	22.33	24.76
3	21.07	23.31	22.40	22.62
4	19.65	22.59	21.76	23.89
5	20.42	25.37	22.59	23.32
6	19.59	25.24	22.57	23.50
7	19.66	23.84	23.18	22.82
8	19.70	23.26	22.70	24.33
9	19.90	22.10	22.34	23.29
10	20.01	21.76	22.93	22.93
11	20.24	22.85	23.17	22.95
12	19.62	22.11	22.22	22.80
13	19.71	23.29	22.06	23.34
14	20.47		22.51	
15	20.04			
16				



Heat 3 - Round 2 (Bikes 1/8th)

Pos	Car	Form	Name	Member Type	Car Make	Result	Ave	Best
1	3		Dave Tims	2008 XX		12 / 307.57	25.63	24.86
2	5	F3	Chris Groom	2008 XX		11 / 302.28	27.48	23.98
3	2		Scott Adderson	2008 XX		10 / 314.45	31.44	29.75
4	1		Andy Carless	2008 XX		9 / 278.42	30.93	27.81
5	4		Matt Tims	2008 XX		5 / 292.22	58.44	25.93
6	6	F4	Peter Chang	2009		0 / 0.00	0.00	0.00

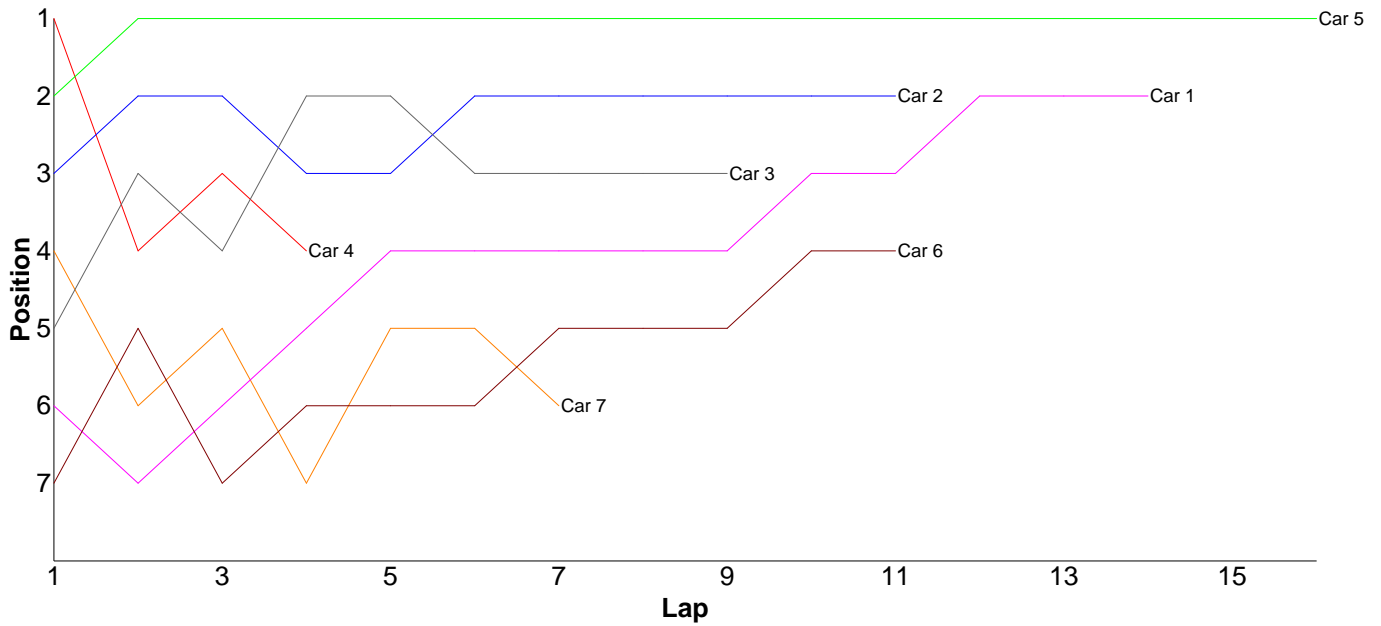
Lap	Car 1	Car 2	Car 3	Car 4	Car 5	Car 6
1	30.51	30.75	26.15	64.94	25.23	
2	28.60	32.07	25.85	25.93	24.73	
3	42.35	34.41	25.92	58.31	24.78	
4	28.49	31.40	25.43	51.47	23.98	
5	28.00	30.20	24.86	91.57	25.00	
6	28.11	30.79	25.57		27.58	
7	36.28	29.87	24.90		24.78	
8	27.81	35.30	26.21		27.84	
9	28.27	29.75	24.87		47.54	
10		29.91	24.94		25.07	
11			25.31		25.75	
12			27.56			
13						



Heat 4 - Round 2 (Stock Touring)

Pos	Car	Form	Name	Member Type	Car Make	Result	Ave	Best
1	5	F2	James Davis	2009	Tamiya	16 / 300.69	18.79	18.35
2	1	F2	Mick Barnes	2008 XX	Xray	14 / 301.79	21.55	17.88
3	2		Craig Murrell (J)	G A	Xray	11 / 215.07	19.55	18.04
4	6	F2	Lee Smith	2008 XX	Associated	11 / 307.93	27.99	20.39
5	3		Chris Bradshaw	G A	Xray	9 / 189.79	21.08	19.01
6	7		Gary Fuller	2008 XX	Xray	7 / 262.16	37.45	18.46
7	4	F2	Kieran Stokes (J)	2008 XX	Xray	4 / 81.77	20.44	18.40

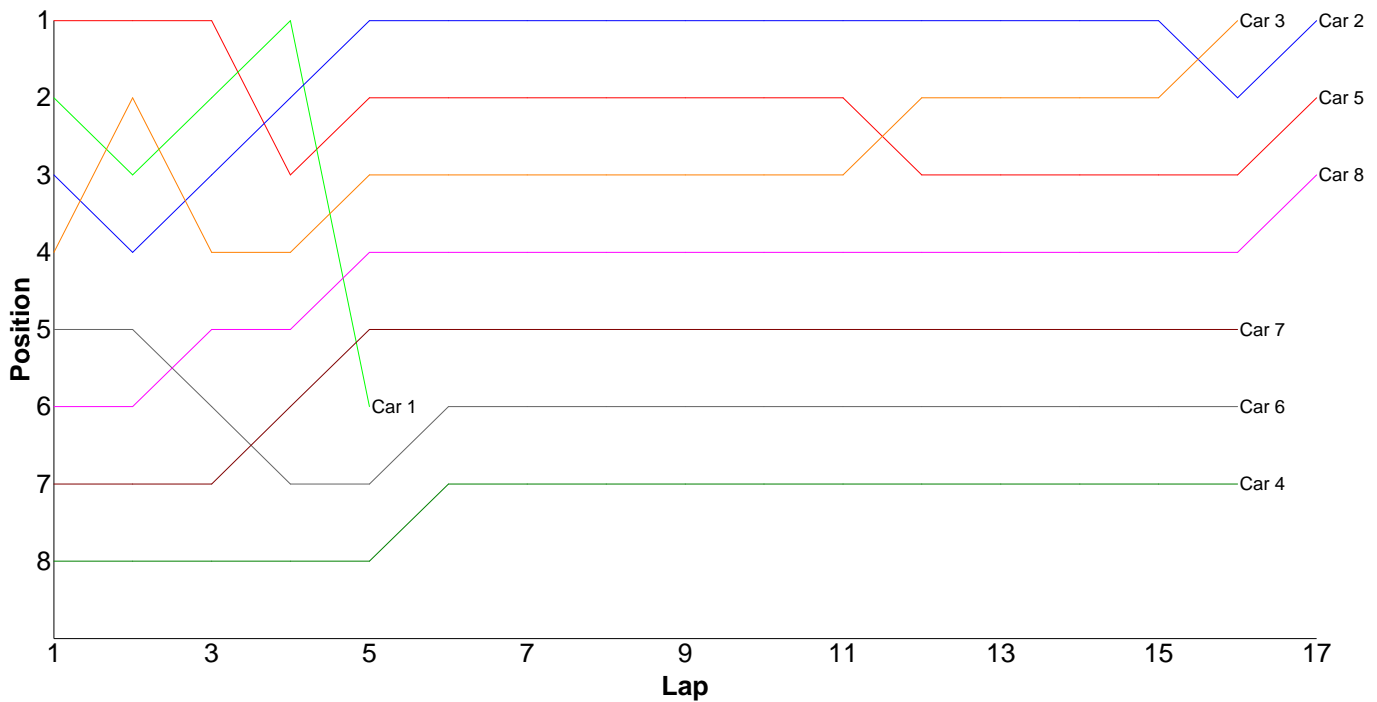
Lap	Car 1	Car 2	Car 3	Car 4	Car 5	Car 6	Car 7
1	24.08	19.26	19.61	18.96	19.03	26.69	19.54
2	33.68	18.69	19.43	20.64	18.86	22.37	37.83
3	22.90	18.70	19.41	18.40	18.35	38.64	18.46
4	24.64	23.79	21.94	23.77	18.61	33.42	48.56
5	19.01	22.56	21.47		18.73	33.11	18.92
6	18.71	18.99	29.93		19.06	28.66	18.98
7	19.62	18.04	19.36		18.52	34.32	99.87
8	18.10	19.32	19.01		18.82	22.07	
9	17.88	18.29	19.63		19.03	20.39	
10	20.08	18.71			18.81	24.57	
11	21.61	18.72			18.69	23.69	
12	19.50				18.88		
13	19.23				18.95		
14	22.75				18.92		
15					18.68		
16					18.75		
17							



Heat 5 - Round 2 (Stock Touring)

Pos	Car	Form	Name	Member Type	Car Make	Result	Ave	Best
1	2	F1	Kevin Bissell	2008 XX	Hot Bodies	17 / 301.51	17.73	16.95
2	5	F1	Jon Wilkins	2008 XX	Hot Bodies	17 / 303.19	17.83	16.99
3	8	F2	Scott Stokes	2008 XX	Xray	17 / 314.65	18.50	17.75
4	3		Anthony Pedder	G A	Hot Bodies	16 / 283.87	17.74	16.94
5	7	F2	Robin Francis	2008 XX	Hot Bodies	16 / 302.60	18.91	17.78
6	6	F1	Kyle Fuller (J)	2008 XX	Xray	16 / 304.67	19.04	18.46
7	4	F1	Ian Cairns	2008 XX	Xray	16 / 309.99	19.37	18.18
8	1	F1	Nigel Moss	2009	Hot Bodies	5 / 95.04	19.00	17.04

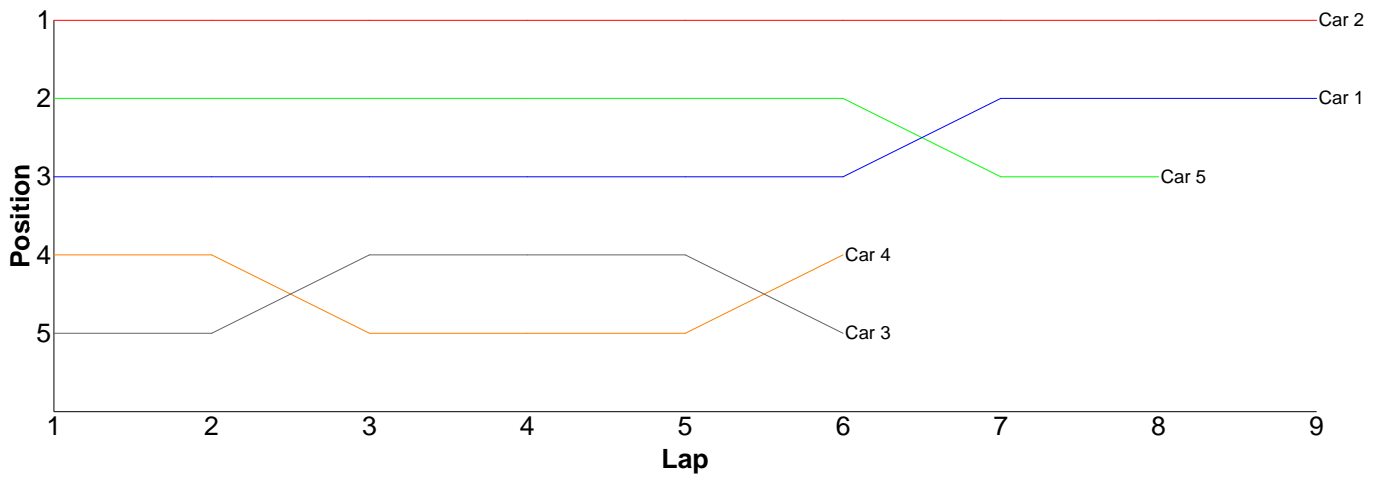
Lap	Car 1	Car 2	Car 3	Car 4	Car 5	Car 6	Car 7	Car 8
1	17.80	18.04	18.04	20.99	17.53	19.16	20.35	19.64
2	17.37	17.37	17.04	19.76	16.99	18.82	18.28	18.40
3	17.04	17.19	17.93	19.28	17.55	19.12	19.95	19.02
4	17.31	17.36	22.19	19.29	18.35	19.97	18.20	18.44
5	25.52	17.67	17.22	19.25	17.35	18.57	18.09	18.30
6		17.50	17.06	18.85	17.72	18.83	19.38	18.54
7		17.67	17.13	19.45	19.26	18.93	18.36	18.67
8		17.35	16.98	20.33	18.38	18.66	18.28	19.06
9		16.95	17.58	19.12	17.30	21.00	17.79	17.95
10		17.29	17.49	23.43	17.65	19.02	18.05	18.49
11		17.30	17.18	18.32	17.59	18.46	18.72	17.75
12		17.16	16.94	18.49	17.28	18.48	17.78	18.43
13		17.45	17.52	18.52	17.93	19.02	19.18	18.37
14		17.73	17.25	18.25	18.01	18.97	18.69	18.95
15		18.62	17.88	18.18	18.43	18.50	23.33	18.75
16		21.37	18.44	18.48	17.91	19.16	18.17	17.86
17		17.49			17.96			18.03
18								



Heat 6 - Round 2 (Bikes 1/5th)

Pos	Car	Form	Name	Member Type	Car Make	Result	Ave	Best
1	2	F2	Scott Adderson	2008 XX		9 / 304.36	33.81	24.69
2	1	F2	Chris Groom	2008 XX		9 / 314.37	34.93	23.65
3	5	F2	Peter Chang	2008 XX		8 / 293.02	36.62	27.66
4	4	F2	Matthew Book	2008 XX		6 / 299.36	49.89	26.67
5	3	F2	Dave Richards	2008 XX		6 / 304.97	50.82	23.50

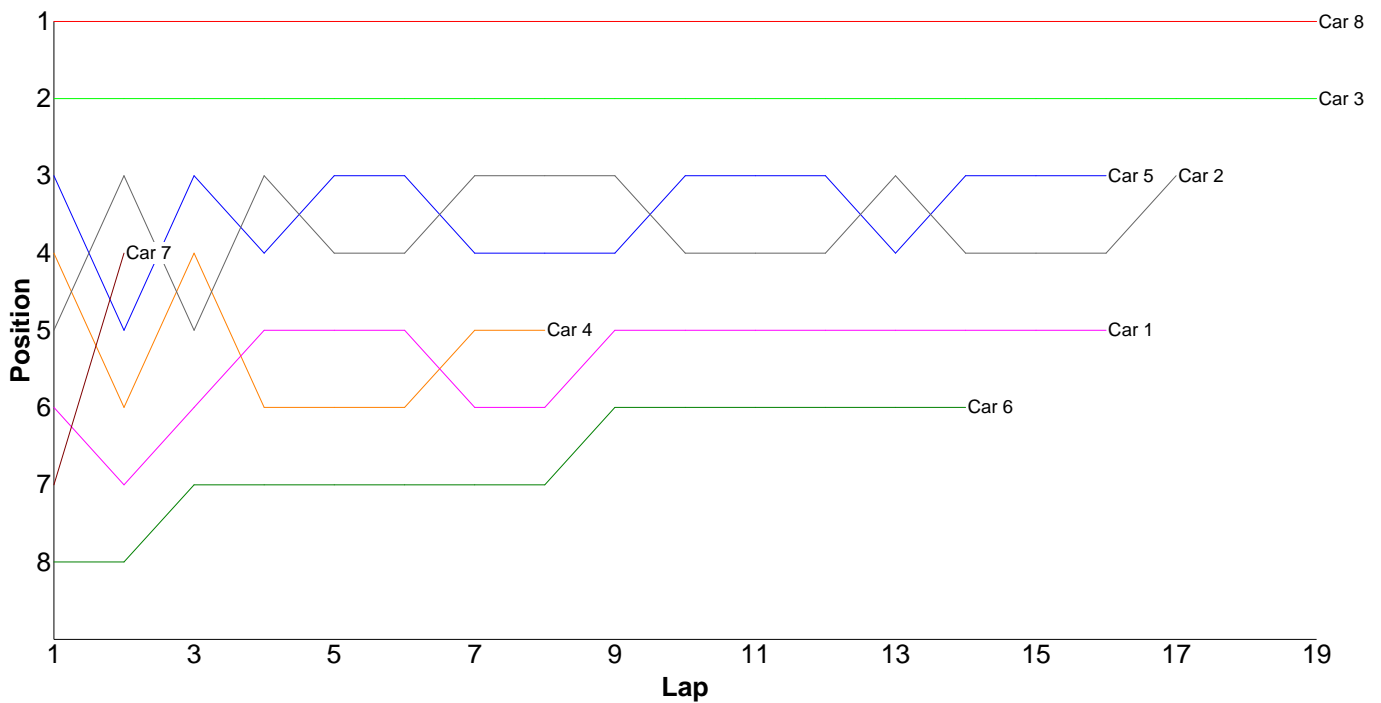
Lap	Car 1	Car 2	Car 3	Car 4	Car 5
1	102.06	44.82	162.45	152.59	49.93
2	34.25	26.48	25.30	30.48	47.31
3	24.84	26.59	24.24	33.44	32.69
4	23.67	24.69	23.50	28.05	39.58
5	23.65	25.04	25.30	26.67	34.25
6	24.18	44.40	44.18	28.13	27.66
7	26.25	61.47			33.66
8	23.69	25.97			27.94
9	31.78	24.90			
10					



Heat 7 - Round 2 (Pro-Stock)

Pos	Car	Form	Name	Member Type	Car Make	Result	Ave	Best
1	8		John Zottl	2008 XX	Xray	19 / 308.79	16.25	15.94
2	3	F1	Brian Killick	2008 XX	Xray	19 / 314.98	16.57	16.00
3	2	F1	Jamie Vassallo	2008 XX	Schumacher	17 / 306.29	18.01	16.07
4	5		Tony Foster	2009	Xray	16 / 280.10	17.50	16.25
5	1	F1	Scott Hauser	2008 XX	Xray	16 / 311.61	19.47	16.90
6	6		John Fisher	G A	Xray	14 / 308.52	22.03	17.86
7	4	F2	Neil Talbot	2008 XX	Xray	8 / 158.25	19.78	16.99
8	7	F2	Phillip Pullen	2008 XX	HPI	2 / 37.56	18.78	14.96

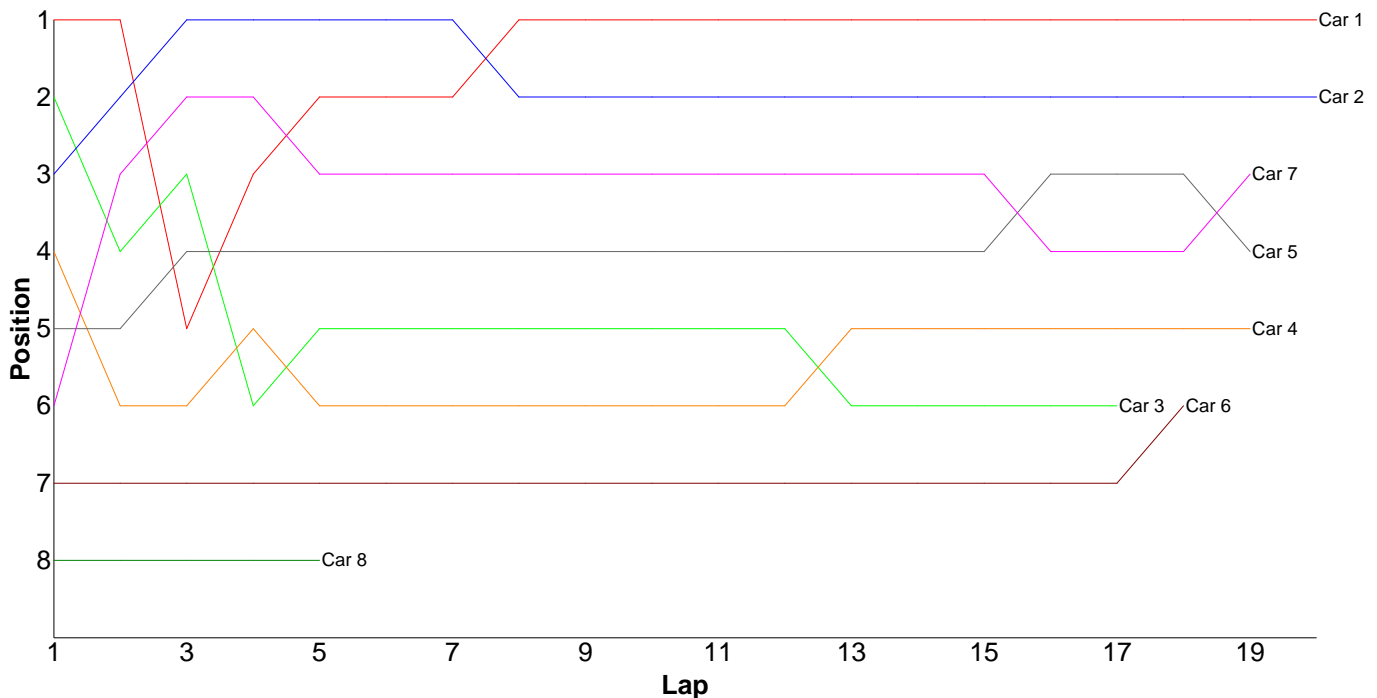
Lap	Car 1	Car 2	Car 3	Car 4	Car 5	Car 6	Car 7	Car 8
1	21.07	19.89	17.26	18.87	17.36	23.22	22.60	16.33
2	19.83	17.38	16.75	19.40	20.61	25.75	14.96	16.34
3	17.12	19.22	17.51	17.30	17.39	19.70		16.36
4	23.93	16.86	16.77	32.28	18.02	27.94		16.66
5	20.44	16.94	16.68	17.76	16.87	17.86		16.03
6	18.08	16.71	16.55	17.11	16.41	23.89		16.28
7	35.11	16.36	16.64	16.99	18.29	24.82		16.24
8	17.04	17.36	16.26	18.54	16.25	19.10		16.04
9	16.96	16.37	16.12		16.64	21.17		15.97
10	17.41	20.99	16.00		16.64	23.61		16.71
11	16.90	17.29	16.26		18.72	22.18		16.06
12	17.89	16.07	16.27		16.75	20.29		16.18
13	18.05	16.43	16.38		18.25	18.37		16.70
14	17.25	19.23	16.36		17.41	20.62		15.95
15	17.00	17.17	16.74		16.78			15.94
16	17.53	20.50	16.78		17.71			16.07
17		21.52	16.64					16.29
18			16.27					16.24
19			16.74					16.40
20								



Heat 8 - Round 2 (Pro-Stock)

Pos	Car	Form	Name	Member Type	Car Make	Result	Ave	Best
1	1	F1	Glen Westwood	2008 XX	Serpent	20 / 300.65	15.03	14.60
2	2	F1	Jay Westwood	2008 XX	Schumacher	20 / 305.35	15.26	15.01
3	7	F1	Ori Sohachevsky	2008 XX	Schumacher	19 / 299.76	15.77	14.95
4	5	F1	Nick Adams	2009	Tamiya	19 / 300.15	15.79	15.23
5	4	F1	Tim Langdell	2008 XX	Serpent	19 / 302.32	15.91	15.46
6	6		Matt Butcher	G A	Schumacher	18 / 316.17	17.56	16.42
7	3	F1	Matthew Quinlisk	2008 XX	Hot Bodies	17 / 280.41	16.49	15.50
8	8	F1	Dave Skelton	2008 XX	Xray	5 / 101.13	20.22	15.91

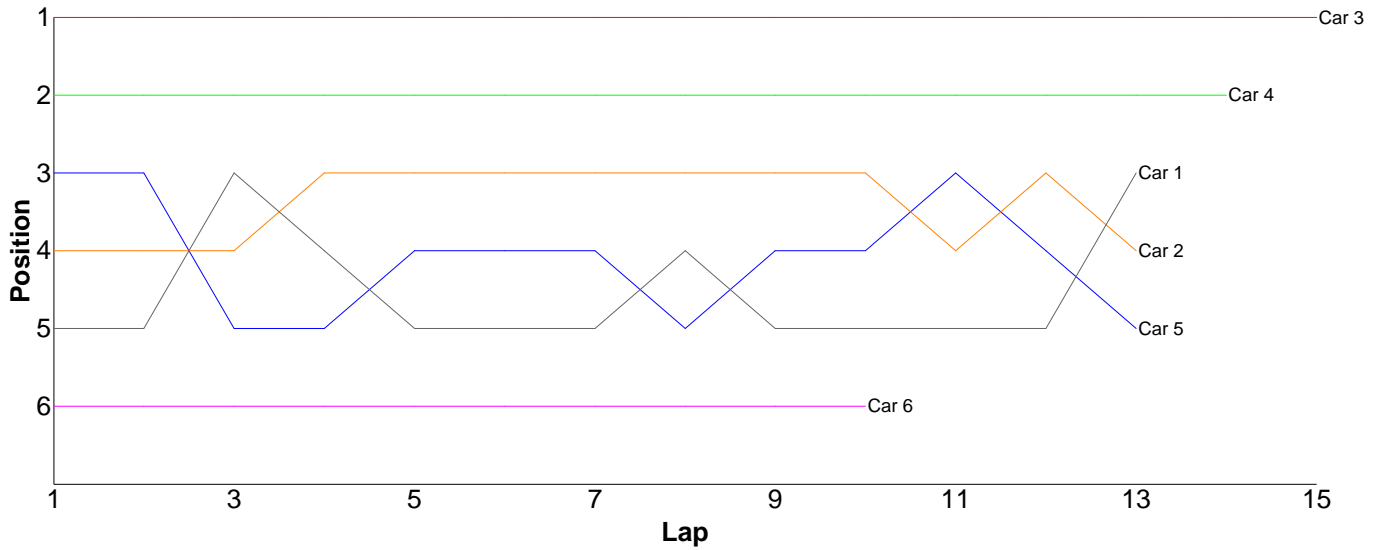
Lap	Car 1	Car 2	Car 3	Car 4	Car 5	Car 6	Car 7	Car 8
1	14.90	16.01	15.50	16.13	16.14	16.98	16.17	17.28
2	14.60	15.07	16.05	15.98	15.79	16.99	15.23	18.37
3	18.65	15.17	15.95	16.04	15.63	17.04	15.96	15.91
4	14.69	15.48	17.38	16.44	15.75	16.60	15.28	20.20
5	14.76	15.02	15.67	16.49	16.12	17.10	15.18	29.37
6	14.65	15.01	15.76	15.58	15.68	19.94	15.23	
7	14.91	15.03	16.13	16.27	15.85	16.97	15.45	
8	14.76	15.35	15.75	16.44	15.94	16.53	17.53	
9	14.63	15.21	16.06	15.75	15.66	17.85	15.36	
10	14.78	15.36	16.48	16.27	15.88	22.21	15.51	
11	14.91	15.25	15.54	15.55	15.67	17.45	14.95	
12	14.84	15.41	16.34	16.14	15.23	16.42	15.56	
13	14.73	15.24	19.88	15.56	15.77	17.84	15.63	
14	15.07	15.04	17.80	15.58	15.36	17.68	15.93	
15	15.09	15.27	15.87	15.46	15.23	17.57	15.47	
16	14.80	15.28	15.90	15.65	15.36	16.79	18.83	
17	14.88	15.29	18.35	15.72	15.33	17.31	15.77	
18	14.83	15.40		15.59	15.64	16.90	15.24	
19	14.84	15.17		15.68	18.12		15.48	
20	15.33	15.29						
21								



Heat 9 - Round 2 (Bikes 1/5th)

Pos	Car	Form	Name	Member Type	Car Make	Result	Ave	Best
1	3	F1	Roki Read	2008 XX		15 / 318.90	21.26	20.67
2	4		Darren Johnson	2008 XX		14 / 320.88	22.92	20.79
3	1		Simon Lancaster	G A		13 / 316.39	24.33	21.42
4	2	F1	Steve Leake	2008 XX		13 / 316.86	24.37	22.93
5	5	F1	Andy Carless	2008 XX		13 / 322.25	24.78	22.57
6	6		Graham Clarke	G A		10 / 307.42	30.74	22.58

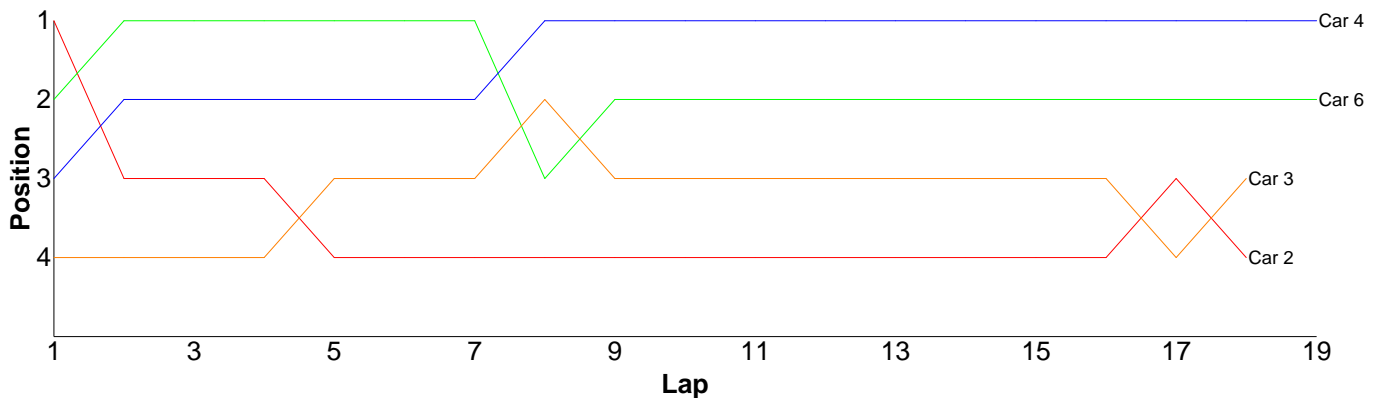
Lap	Car 1	Car 2	Car 3	Car 4	Car 5	Car 6
1	32.78	24.67	20.77	21.07	23.58	36.16
2	22.01	23.88	21.75	21.56	22.91	32.13
3	22.29	30.67	21.08	21.17	37.96	24.76
4	28.43	24.72	20.87	21.61	22.57	22.58
5	28.04	23.64	20.90	21.31	22.92	28.64
6	22.52	23.52	22.46	28.57	23.40	24.81
7	21.81	22.93	21.27	21.50	23.63	33.14
8	21.53	24.05	21.23	21.11	22.90	40.42
9	28.38	23.25	20.69	21.26	23.35	38.08
10	22.13	24.56	21.80	21.75	23.75	26.70
11	22.89	23.69	21.59	28.03	22.57	
12	22.16	23.47	21.91	20.79	23.63	
13	21.42	23.81	20.67	20.98	29.08	
14			20.87	30.17		
15			21.04			
16						



Heat 10 - Round 2 (IC Touring)

Pos	Car	Form	Name	Member Type	Car Make	Result	Ave	Best
1	4	F2	Phillip Pullen	2008 XX	Mugen	19 / 306.11	16.11	15.12
2	6	F2	Mark Fagan	2008 XX	Serpent	19 / 308.88	16.25	15.53
3	3	F2	James Rumble	2008 XX	Xray	18 / 305.34	16.96	15.36
4	2	F2	Les Mainwaring	2008 XX	Mugen	18 / 308.12	17.11	15.41
=5	1	F1	John Zottl	2008 XX	Xray	0 / 0.00	0.00	0.00
=5	5	F2	Gary Fuller	2008 XX	Serpent	0 / 0.00	0.00	0.00
=5	7	F2	Colin Taggart	2008 XX	Xray	0 / 0.00	0.00	0.00

Lap	Car 1	Car 2	Car 3	Car 4	Car 5	Car 6	Car 7
1		16.47	18.53	16.65		16.60	
2		16.54	15.86	15.97		15.87	
3		16.78	16.52	16.16		16.13	
4		16.70	16.87	16.44		16.45	
5		24.55	15.94	16.71		15.95	
6		18.26	15.43	16.11		15.94	
7		16.67	15.55	16.21		16.06	
8		15.88	15.36	15.65		18.31	
9		16.53	17.26	15.87		15.53	
10		16.22	16.37	15.73		15.68	
11		16.23	18.08	15.62		15.59	
12		16.00	16.06	16.11		15.88	
13		15.92	16.25	16.23		16.04	
14		15.41	16.17	15.88		15.82	
15		15.67	16.55	16.15		17.02	
16		15.89	15.85	15.12		15.97	
17		16.16	25.10	15.63		17.71	
18		22.24	17.59	16.18		16.06	
19				17.69		16.27	
20							

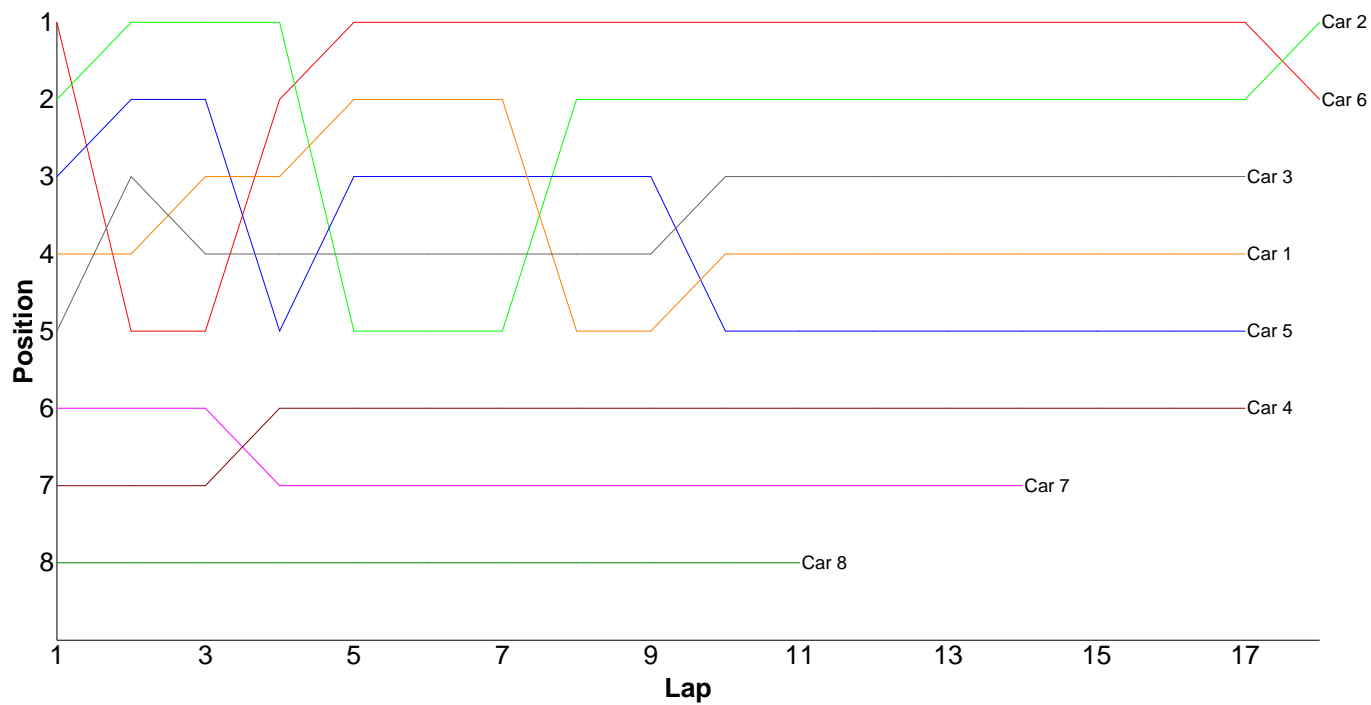


Heat 1 - Round 3 (Formula GT)

Pos	Car	Form	Name	Member Type	Car Make	Result	Ave	Best
1	2	F3	Nigel Moss	2009	Tamiya	18 / 311.34	17.29	16.72
2	6	F4	Jon Wilkins	2008 XX	Tamiya	18 / 314.49	17.47	15.94
3	3	F3	Dave Skelton	2008 XX	Associated	17 / 300.17	17.65	17.19
4	1		Rob Warren	2009	Associated	17 / 303.79	17.87	16.59
5	5	F4	Gerald Page	2008 XX	Associated	17 / 306.56	18.03	16.66

6	4	F4	Tim Webb	2008 XX	Tamiya	17 / 311.99	18.35	16.58
7	7	F4	Neil Talbot	2008 XX	Tamiya	14 / 309.69	22.12	19.45
8	8	F4	Brian Killick	2008 XX	Tamiya	11 / 313.36	28.48	22.18

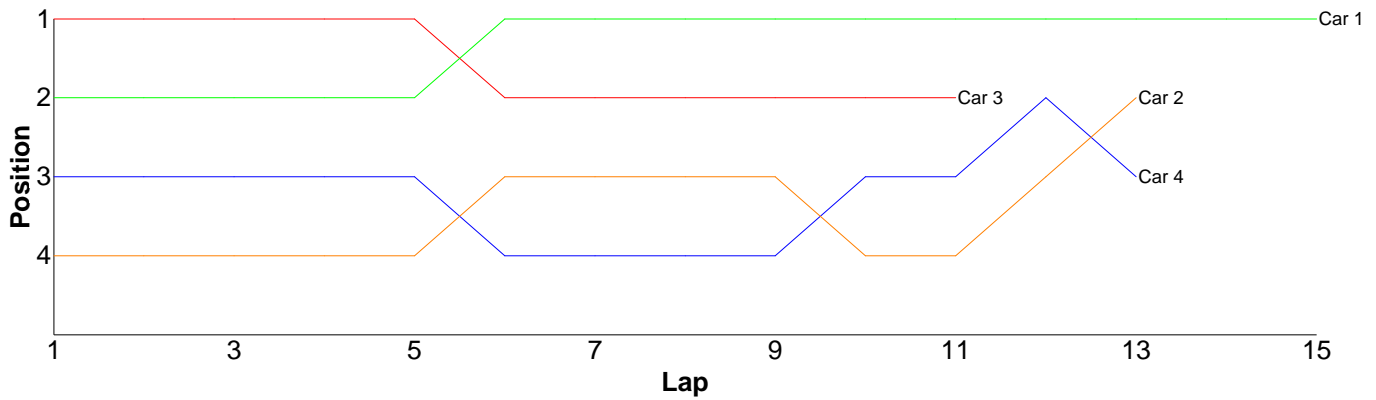
Lap	Car 1	Car 2	Car 3	Car 4	Car 5	Car 6	Car 7	Car 8
1	17.95	17.04	18.21	36.27	17.85	16.96	21.57	43.10
2	17.85	18.30	17.47	17.02	17.56	20.10	26.11	30.51
3	17.15	16.84	17.66	17.20	17.20	16.60	22.47	25.97
4	17.95	17.46	17.73	16.84	18.59	16.70	25.02	29.78
5	17.08	21.15	17.70	16.68	17.42	16.66	28.26	29.11
6	16.71	16.79	17.75	17.74	17.86	17.37	21.08	37.37
7	16.59	16.86	17.70	16.90	17.15	16.52	20.99	26.87
8	26.65	16.87	17.86	16.85	17.88	15.94	20.43	22.57
9	18.89	16.97	17.67	16.71	17.67	15.97	20.16	22.40
10	17.18	16.81	17.85	21.26	26.58	16.78	19.45	23.50
11	17.02	17.13	17.65	16.98	17.88	16.87	19.99	22.18
12	16.92	16.94	17.49	16.77	17.30	16.47	20.26	
13	17.16	16.72	17.47	17.05	17.23	16.18	19.55	
14	16.80	17.09	17.47	17.15	16.66	16.53	24.35	
15	17.14	17.31	17.87	16.58	16.93	16.43		
16	17.02	17.01	17.43	16.64	17.06	16.11		
17	17.73	17.01	17.19	17.35	17.74	16.08		
18		17.04				30.22		
19								



Heat 2 - Round 3 (EP Sport)

Pos	Car	Form	Name	Member Type	Car Make	Result	Ave	Best
1	1	F1	Scott Hauser	2008 XX	Schumacher	15 / 317.34	21.15	19.57
2	2		Jack Warren (J)	2009	Xray	13 / 304.78	23.44	21.68
3	4		Jason Elliot	G A	Tamiya	13 / 305.26	23.48	22.25
4	3	F2	Nicholas Mugridge	2008 XX	HPI	11 / 259.78	23.61	21.81

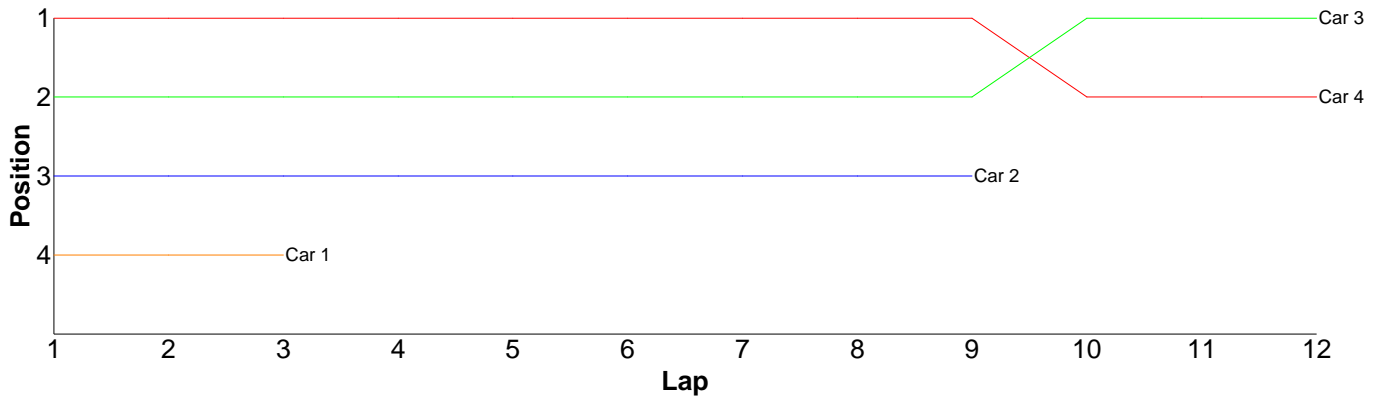
Lap	Car 1	Car 2	Car 3	Car 4
1	25.18	26.99	22.34	25.86
2	22.95	25.96	24.03	23.99
3	22.03	23.56	22.05	22.78
4	23.37	23.36	23.35	23.72
5	24.74	22.81	26.11	24.96
6	20.37	22.18	22.04	23.97
7	19.58	21.68	21.85	22.88
8	19.57	23.12	21.81	23.25
9	20.03	22.22	23.04	22.38
10	19.65	26.20	21.86	23.26
11	20.49	22.83	31.30	23.04
12	19.95	21.92		22.25
13	19.78	21.95		22.92
14	19.67			
15	19.98			
16				



Heat 3 - Round 3 (Bikes 1/8th)

Pos	Car	Form	Name	Member Type	Car Make	Result	Ave	Best
1	3		Dave Tims	2008 XX		12 / 319.42	26.61	24.93
2	4		Matt Tims	2008 XX		12 / 321.78	26.81	25.20
3	2		Scott Adderson	2008 XX		9 / 316.41	35.15	29.13
4	1		Andy Carless	2008 XX		3 / 185.19	61.73	27.79
=5	5	F3	Chris Groom	2008 XX		0 / 0.00	0.00	0.00
=5	6	F4	Peter Chang	2009		0 / 0.00	0.00	0.00

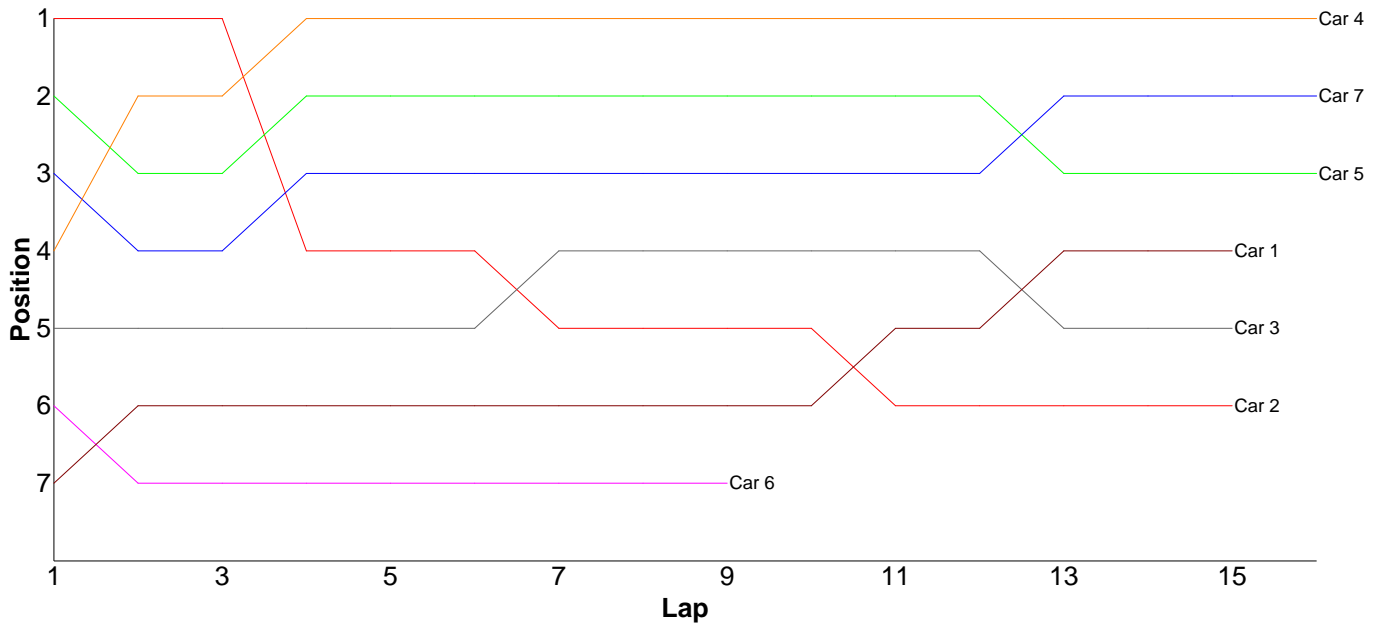
Lap	Car 1	Car 2	Car 3	Car 4	Car 5	Car 6
1	81.45	33.62	32.85	25.45		
2	27.79	29.13	26.78	28.28		
3	75.95	39.94	25.28	25.75		
4		46.90	30.19	26.29		
5		29.61	25.69	26.17		
6		38.03	24.93	26.69		
7		35.28	25.48	25.77		
8		33.80	25.22	25.79		
9		30.10	25.47	25.20		
10			25.88	33.61		
11			26.49	27.28		
12			25.16	25.50		
13						



Heat 4 - Round 3 (Stock Touring)

Pos	Car	Form	Name	Member Type	Car Make	Result	Ave	Best
1	4	F2	Kieran Stokes (J)	2008 XX	Xray	16 / 301.19	18.82	18.46
2	7		Gary Fuller	2008 XX	Xray	16 / 303.13	18.94	18.02
3	5	F2	James Davis	2009	Tamiya	16 / 304.96	19.06	18.39
4	1	F2	Mick Barnes	2008 XX	Xray	15 / 300.77	20.05	18.46
5	3		Chris Bradshaw	G A	Xray	15 / 303.28	20.21	19.41
6	2		Craig Murrell (J)	G A	Xray	15 / 316.14	21.07	18.50
7	6	F2	Lee Smith	2008 XX	Associated	9 / 229.13	25.45	21.10

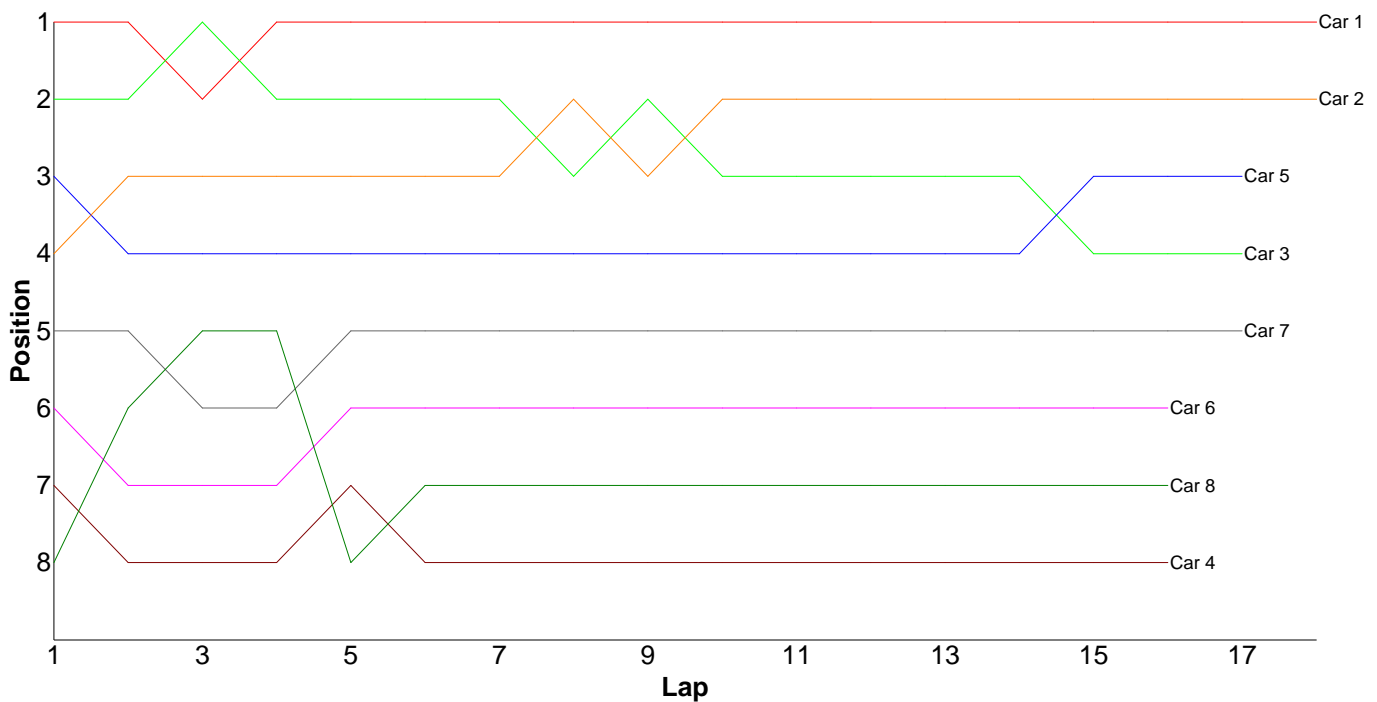
Lap	Car 1	Car 2	Car 3	Car 4	Car 5	Car 6	Car 7
1	30.76	18.50	21.36	19.57	18.89	27.53	18.90
2	20.81	18.81	21.30	18.58	20.51	25.48	20.60
3	22.51	19.16	20.33	19.20	18.39	22.75	20.40
4	18.81	24.84	20.71	18.62	18.86	24.86	20.43
5	19.89	19.11	20.19	19.05	18.76	24.91	18.48
6	18.67	20.25	19.67	18.71	19.17	26.64	18.33
7	18.58	25.09	20.00	18.76	19.06	22.74	20.88
8	18.89	20.61	20.31	18.98	18.43	21.10	18.20
9	18.70	18.55	19.41	18.54	19.00	33.12	18.21
10	19.07	19.58	19.68	18.65	18.88		18.03
11	18.82	26.04	19.57	19.07	18.57		18.02
12	18.72	19.60	20.44	18.82	20.74		19.00
13	19.23	20.18	20.53	18.69	19.29		18.64
14	18.85	18.80	19.77	18.73	18.95		18.10
15	18.46	27.02	20.01	18.46	18.72		18.61
16				18.76	18.74		18.30
17							



Heat 5 - Round 3 (Stock Touring)

Pos	Car	Form	Name	Member Type	Car Make	Result	Ave	Best
1	1	F1	Nigel Moss	2009	Hot Bodies	18 / 305.51	16.97	16.55
2	2	F1	Kevin Bissell	2008 XX	Hot Bodies	18 / 312.88	17.38	16.88
3	5	F1	Jon Wilkins	2008 XX	Hot Bodies	17 / 300.28	17.66	17.25
4	3		Anthony Pedder	G A	Hot Bodies	17 / 300.71	17.68	16.88
5	7	F2	Robin Francis	2008 XX	Hot Bodies	17 / 311.58	18.32	17.01
6	6	F1	Kyle Fuller (J)	2008 XX	Xray	16 / 301.54	18.84	18.07
7	8	F2	Scott Stokes	2008 XX	Xray	16 / 309.08	19.31	17.81
8	4	F1	Ian Cairns	2008 XX	Xray	16 / 312.27	19.51	18.09

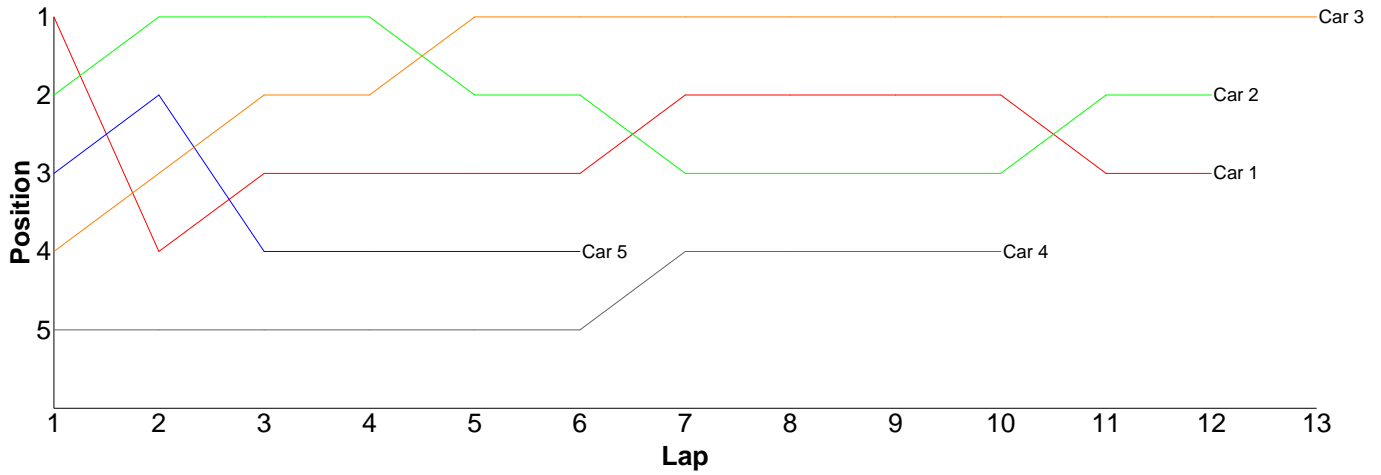
Lap	Car 1	Car 2	Car 3	Car 4	Car 5	Car 6	Car 7	Car 8
1	17.48	17.83	17.70	19.08	17.70	19.05	18.43	20.25
2	17.18	17.38	17.32	23.89	17.96	21.45	19.54	18.36
3	17.36	17.42	16.88	18.90	18.01	18.41	20.37	18.21
4	16.87	17.58	17.48	18.28	17.68	18.46	17.25	18.76
5	17.04	17.27	16.98	20.00	17.31	18.32	19.18	29.18
6	16.85	17.41	17.64	25.79	17.51	19.30	18.21	19.76
7	17.16	17.33	17.41	18.60	19.09	18.42	17.98	18.39
8	17.15	17.66	18.57	18.46	17.64	18.22	18.73	18.41
9	16.74	17.64	17.43	20.21	17.55	19.05	17.18	17.81
10	16.95	17.27	17.64	18.48	17.46	19.10	17.01	18.33
11	17.08	17.14	17.49	18.92	17.36	18.79	18.14	18.65
12	16.83	17.16	17.39	18.50	17.46	18.66	17.30	18.81
13	16.71	17.22	17.70	18.38	17.42	18.07	19.08	18.85
14	16.96	17.29	20.23	18.17	17.76	19.24	19.19	18.16
15	16.55	17.54	17.92	18.09	17.38	18.86	17.50	18.90
16	16.87	16.88	17.56	18.52	17.74	18.14	18.13	18.25
17	16.79	17.37	17.37		17.25		18.36	
18	16.94	17.49						
19								



Heat 6 - Round 3 (Bikes 1/5th)

Pos	Car	Form	Name	Member Type	Car Make	Result	Ave	Best
1	3	F2	Dave Richards	2008 XX		13 / 311.29	23.94	22.42
2	2	F2	Scott Adderson	2008 XX		12 / 300.41	25.03	24.22
3	1	F2	Chris Groom	2008 XX		12 / 303.30	25.27	22.25
4	4	F2	Matthew Book	2008 XX		10 / 324.23	32.42	26.29
5	5	F2	Peter Chang	2008 XX		6 / 175.44	29.24	27.26

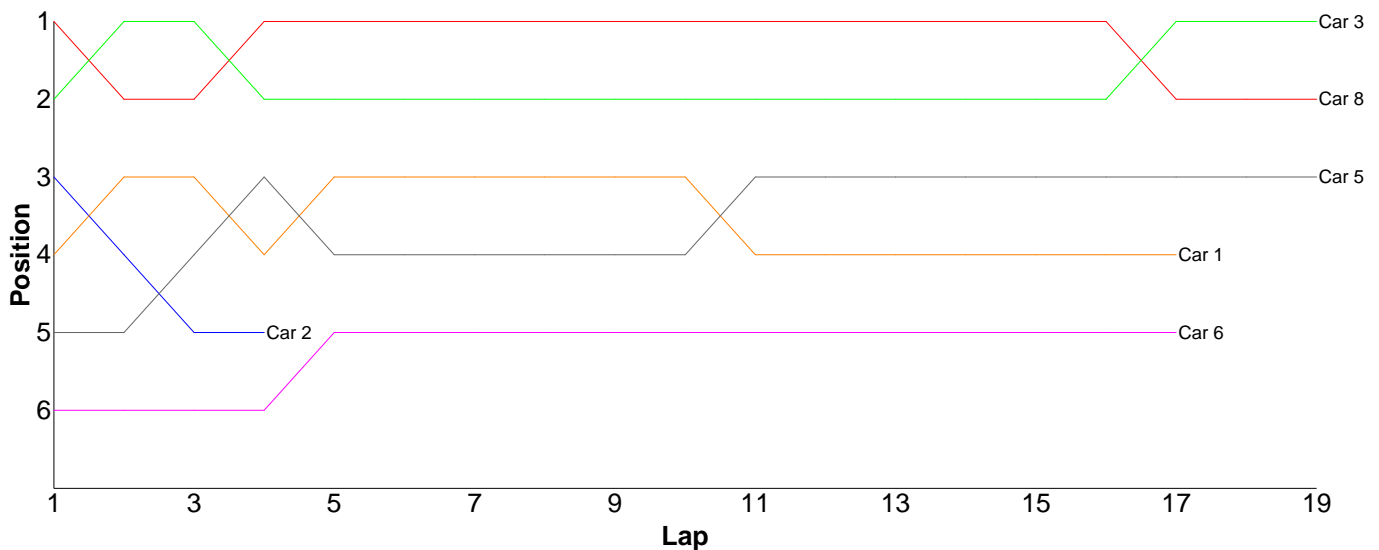
Lap	Car 1	Car 2	Car 3	Car 4	Car 5
1	23.73	26.93	32.03	35.04	27.26
2	35.82	25.61	23.68	26.29	27.61
3	23.19	24.87	24.03	37.94	27.97
4	23.66	24.53	23.32	27.16	27.92
5	22.77	24.66	22.42	33.13	34.30
6	23.72	25.87	24.24	45.21	30.38
7	23.82	24.44	22.85	32.85	
8	22.25	24.75	22.90	29.39	
9	27.10	24.47	23.30	29.67	
10	22.52	24.77	23.48	27.55	
11	31.34	24.22	22.99		
12	23.38	25.29	22.61		
13			23.44		
14					



Heat 7 - Round 3 (Pro-Stock)

Pos	Car	Form	Name	Member Type	Car Make	Result	Ave	Best
1	3	F1	Brian Killick	2008 XX	Xray	19 / 307.93	16.20	15.93
2	8		John Zottl	2008 XX	Xray	19 / 308.83	16.25	15.81
3	5		Tony Foster	2009	Xray	19 / 316.45	16.65	15.94
4	1	F1	Scott Hauser	2008 XX	Xray	17 / 304.88	17.93	16.21
5	6		John Fisher	G A	Xray	17 / 315.67	18.56	17.42
6	2	F1	Jamie Vassallo	2008 XX	Schumacher	4 / 73.64	18.41	16.58
=7	4	F2	Neil Talbot	2008 XX	Xray	0 / 0.00	0.00	0.00
=7	7	F2	Phillip Pullen	2008 XX	HPI	0 / 0.00	0.00	0.00

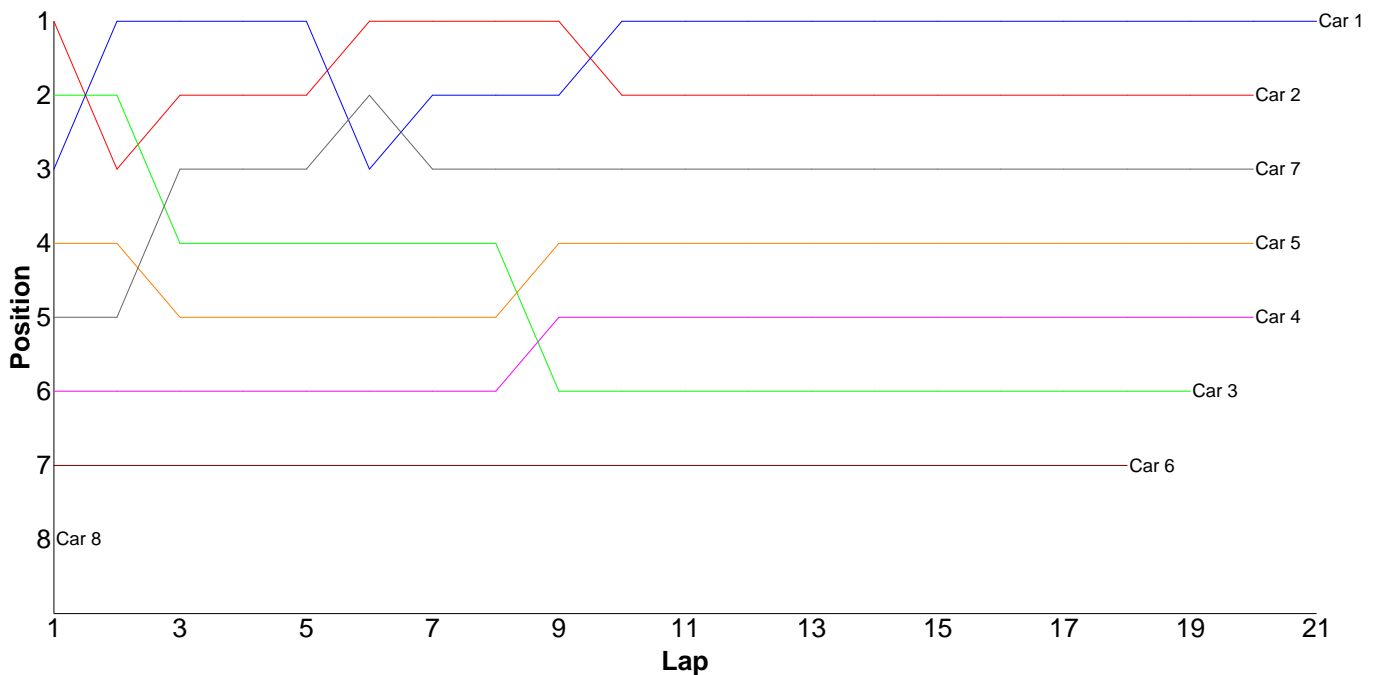
Lap	Car 1	Car 2	Car 3	Car 4	Car 5	Car 6	Car 7	Car 8
1	16.69	16.58	16.32		17.10	21.89		16.18
2	16.63	17.19	15.97		16.73	18.10		16.12
3	17.11	21.82	16.44		16.72	18.72		16.53
4	17.17	18.05	17.47		16.99	17.42		16.13
5	16.43		15.93		16.57	18.17		16.06
6	16.28		16.08		16.31	17.80		15.81
7	16.73		15.93		18.09	18.35		16.05
8	16.66		16.52		17.15	17.64		16.02
9	17.07		16.14		15.94	17.95		16.26
10	16.50		15.96		16.19	18.89		15.93
11	22.25		16.05		16.15	17.96		16.31
12	22.71		16.00		16.26	19.29		16.09
13	16.86		16.16		16.13	18.50		16.60
14	16.24		16.04		16.40	20.60		16.27
15	19.40		16.19		16.43	17.81		16.56
16	16.21		16.21		16.48	18.11		16.36
17	23.94		16.04		17.00	18.47		16.74
18			16.31		16.81			16.29
19			16.17		17.00			16.52
20								



Heat 8 - Round 3 (Pro-Stock)

Pos	Car	Form	Name	Member Type	Car Make	Result	Ave	Best
1	1	F1	Glen Westwood	2008 XX	Serpent	21 / 313.96	14.95	14.40
2	2	F1	Jay Westwood	2008 XX	Schumacher	20 / 300.71	15.03	14.66
3	7	F1	Ori Sohachevsky	2008 XX	Schumacher	20 / 306.60	15.33	15.01
4	5	F1	Nick Adams	2009	Tamiya	20 / 310.52	15.52	15.13
5	4	F1	Tim Langdell	2008 XX	Serpent	20 / 314.95	15.74	15.16
6	3	F1	Matthew Quinlisk	2008 XX	Hot Bodies	19 / 314.34	16.54	15.39
7	6		Matt Butcher	G A	Schumacher	18 / 312.70	17.37	16.13
8	8	F1	Dave Skelton	2008 XX	Xray	1 / 18.38	18.38	18.38

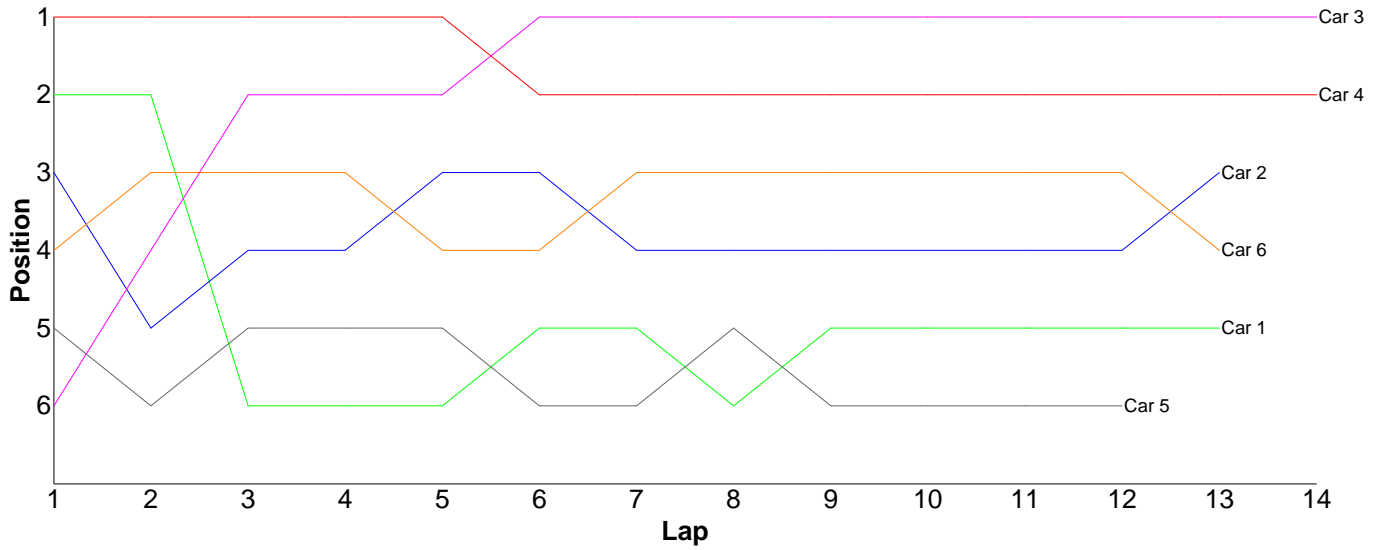
Lap	Car 1	Car 2	Car 3	Car 4	Car 5	Car 6	Car 7	Car 8
1	15.94	14.79	15.39	16.27	15.94	17.02	16.13	18.38
2	14.53	16.30	15.48	15.59	15.38	17.63	15.29	
3	14.40	14.94	15.92	15.68	15.47	16.72	15.35	
4	14.40	14.95	15.54	16.44	15.60	18.11	15.38	
5	16.08	15.13	15.66	15.63	15.92	19.46	15.26	
6	17.69	16.42	15.59	15.83	16.21	17.66	15.47	
7	14.73	15.21	15.69	15.49	15.35	17.01	15.06	
8	14.86	14.78	15.53	15.71	15.13	16.86	15.33	
9	14.65	14.71	18.32	15.79	15.42	17.74	15.12	
10	14.47	14.85	15.68	15.79	15.26	16.79	15.29	
11	14.53	14.67	15.77	15.76	15.26	17.97	15.43	
12	14.64	14.77	15.97	15.76	15.40	16.29	15.01	
13	14.47	15.02	15.81	15.86	15.32	17.56	15.19	
14	14.90	14.66	15.90	15.40	15.30	16.13	15.55	
15	14.89	14.77	15.58	16.23	15.45	17.49	15.43	
16	15.09	15.20	22.38	15.16	15.24	17.18	15.17	
17	14.59	15.05	16.05	15.66	15.50	18.18	15.20	
18	14.77	14.74	21.80	15.53	15.71	16.90	15.26	
19	14.69	14.83	16.28	15.49	15.73		15.20	
20	14.77	14.92		15.88	15.93		15.48	
21	14.87							
22								



Heat 9 - Round 3 (Bikes 1/5th)

Pos	Car	Form	Name	Member Type	Car Make	Result	Ave	Best
1	3	F1	Roki Read	2008 XX		14 / 303.51	21.67	20.49
2	4		Darren Johnson	2008 XX		14 / 312.75	22.33	20.92
3	2	F1	Steve Leake	2008 XX		13 / 306.02	23.54	22.57
4	6		Graham Clarke	G A		13 / 306.12	23.54	22.30
5	1		Simon Lancaster	G A		13 / 322.27	24.79	21.45
6	5	F1	Andy Carless	2008 XX		12 / 319.81	26.65	22.67

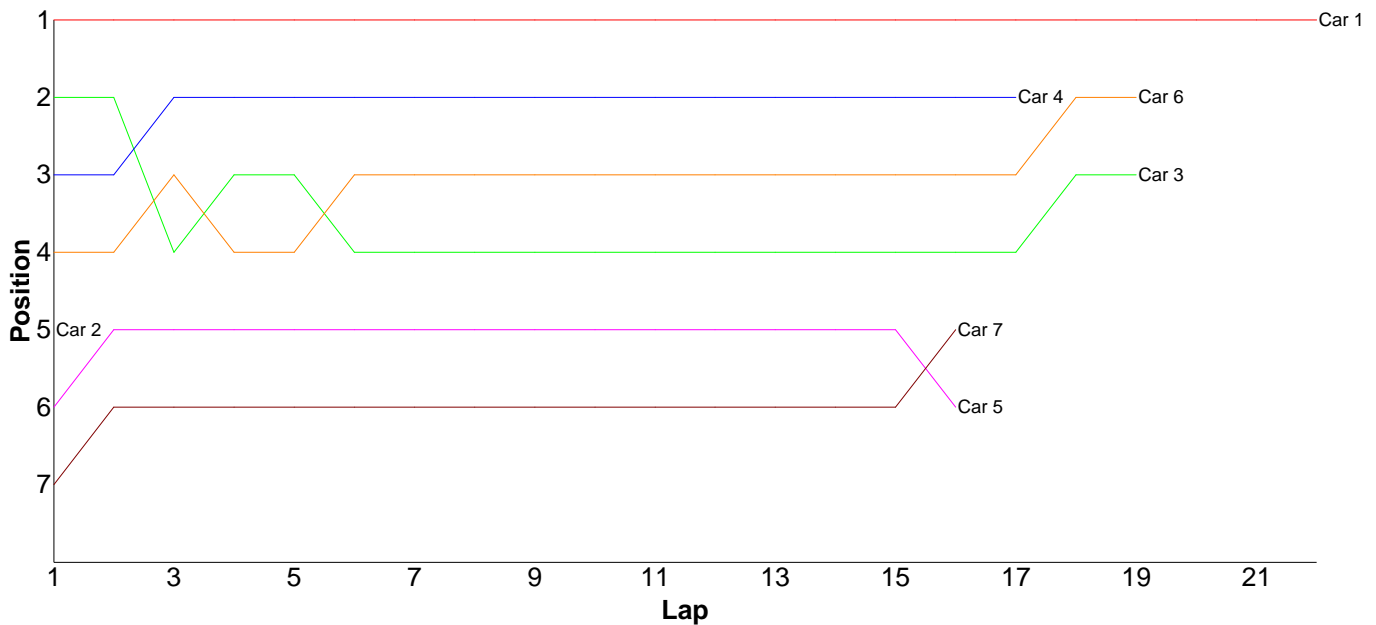
Lap	Car 1	Car 2	Car 3	Car 4	Car 5	Car 6
1	22.67	22.82	23.50	21.87	23.15	23.06
2	22.16	24.85	22.24	21.25	28.08	22.51
3	30.32	23.16	21.08	21.82	23.59	22.88
4	38.83	23.75	20.87	22.02	23.36	22.30
5	22.63	22.57	20.96	21.22	31.14	27.87
6	21.57	24.83	21.17	21.78	29.97	23.62
7	22.62	23.65	21.31	27.51	23.31	23.26
8	27.69	23.75	20.49	25.36	22.67	23.83
9	21.45	23.57	21.00	21.53	43.76	23.52
10	23.98	23.46	20.86	23.77	23.45	22.85
11	22.04	23.53	21.40	21.43	23.56	23.72
12	22.44	22.95	26.41	21.20	23.77	23.30
13	23.87	23.13	21.33	21.07		23.40
14			20.89	20.92		
15						



Heat 10 - Round 3 (IC Touring)

Pos	Car	Form	Name	Member Type	Car Make	Result	Ave	Best
1	1	F1	John Zottl	2008 XX	Xray	22 / 313.14	14.23	14.04
2	6	F2	Mark Fagan	2008 XX	Serpent	19 / 305.26	16.06	15.37
3	3	F2	James Rumble	2008 XX	Xray	19 / 312.16	16.42	15.38
4	4	F2	Phillip Pullen	2008 XX	Mugen	17 / 272.65	16.03	15.34
5	7	F2	Colin Taggart	2008 XX	Xray	16 / 311.60	19.47	15.37
6	5	F2	Gary Fuller	2008 XX	Serpent	16 / 313.21	19.57	16.26
7	2	F2	Les Mainwaring	2008 XX	Mugen	1 / 20.93	20.93	20.93

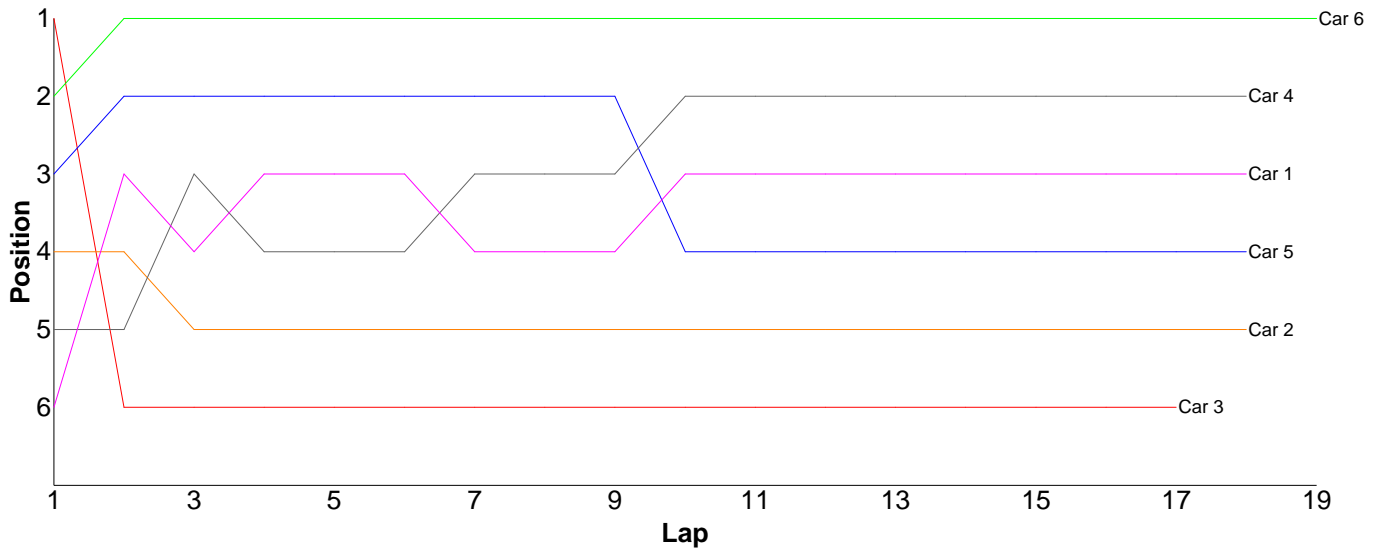
Lap	Car 1	Car 2	Car 3	Car 4	Car 5	Car 6	Car 7
1	14.32	20.93	16.59	17.05	22.27	17.66	64.42
2	14.29		15.46	15.59	17.98	16.02	16.25
3	14.06		17.62	16.03	23.52	15.98	16.14
4	14.28		15.94	15.82	17.05	16.66	21.05
5	14.24		16.58	15.73	18.82	16.20	16.33
6	14.16		17.51	16.88	25.37	15.37	16.36
7	14.58		16.18	15.56	17.11	15.53	16.17
8	14.26		15.39	15.57	17.49	15.65	16.54
9	14.06		16.62	16.31	17.49	16.03	15.85
10	14.26		16.01	15.71	16.82	15.83	15.37
11	14.11		16.23	15.34	16.40	15.86	16.05
12	14.07		16.55	15.78	16.26	16.14	16.24
13	14.14		16.44	15.87	33.00	16.98	16.78
14	14.23		16.03	16.42	18.34	16.20	16.21
15	14.05		20.29	15.94	17.90	15.66	16.10
16	14.33		16.08	16.27	17.39	15.98	15.74
17	14.04		15.67	16.78		15.71	
18	14.31		15.59			15.72	
19	14.74		15.38			16.08	
20	14.34						
21	14.04						
22	14.23						
23							



Heat 1 - Round 4 (Formula GT)

Pos	Car	Form	Name	Member Type	Car Make	Result	Ave	Best
1	6	F4	Jon Wilkins	2008 XX	Tamiya	19 / 307.41	16.17	15.68
2	4	F4	Tim Webb	2008 XX	Tamiya	18 / 302.20	16.78	16.28
3	1		Rob Warren	2009	Associated	18 / 306.87	17.04	16.31
4	5	F4	Gerald Page	2008 XX	Associated	18 / 308.69	17.14	16.15
5	2	F3	Nigel Moss	2009	Tamiya	18 / 312.54	17.36	16.66
6	3	F3	Dave Skelton	2008 XX	Associated	17 / 312.17	18.36	16.40
=7	7	F4	Neil Talbot	2008 XX	Tamiya	0 / 0.00	0.00	0.00
=7	8	F4	Brian Killick	2008 XX	Tamiya	0 / 0.00	0.00	0.00

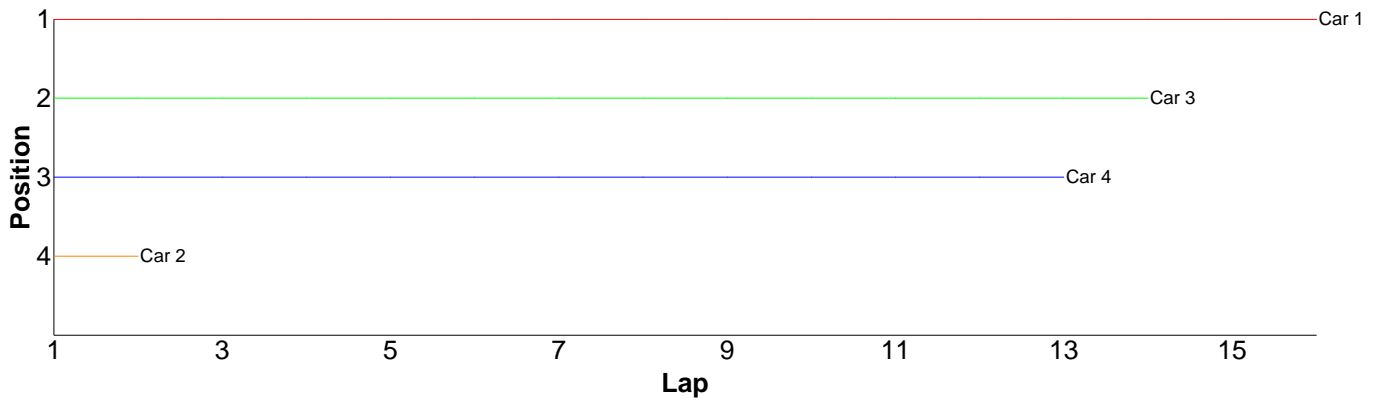
Lap	Car 1	Car 2	Car 3	Car 4	Car 5	Car 6	Car 7	Car 8
1	17.72	17.58	16.40	17.70	17.46	16.84		
2	16.98	17.13	19.12	17.07	16.96	16.13		
3	16.87	17.13	17.33	16.61	16.56	15.90		
4	16.61	17.11	17.13	16.87	16.55	16.07		
5	16.54	17.93	17.08	17.16	16.68	16.20		
6	16.51	17.35	17.24	16.34	16.42	16.50		
7	17.27	17.04	19.67	16.46	16.52	15.91		
8	16.87	17.07	17.26	16.60	16.81	16.66		
9	16.72	17.62	18.83	16.28	16.48	16.19		
10	20.87	19.77	17.30	16.86	24.84	15.83		
11	16.98	16.91	17.58	16.63	17.30	15.89		
12	16.76	17.17	17.45	16.92	16.15	16.21		
13	17.16	17.25	17.87	17.02	16.50	16.02		
14	16.70	16.66	29.03	16.41	16.71	16.26		
15	16.67	18.05	17.06	16.66	16.70	15.68		
16	16.31	16.82	17.77	16.91	16.49	16.11		
17	16.42	16.99	18.05	16.77	16.75	16.06		
18	16.91	16.96		16.93	16.81	16.34		
19						16.61		
20								



Heat 2 - Round 4 (EP Sport)

Pos	Car	Form	Name	Member Type	Car Make	Result	Ave	Best
1	1	F1	Scott Hauser	2008 XX	Schumacher	16 / 313.97	19.62	19.17
2	3	F2	Nicholas Mugridge	2008 XX	HPI	14 / 310.33	22.16	21.37
3	4		Jason Elliot	G A	Tamiya	13 / 312.70	24.05	22.04
4	2		Jack Warren (J)	2009	Xray	2 / 58.73	29.36	25.45

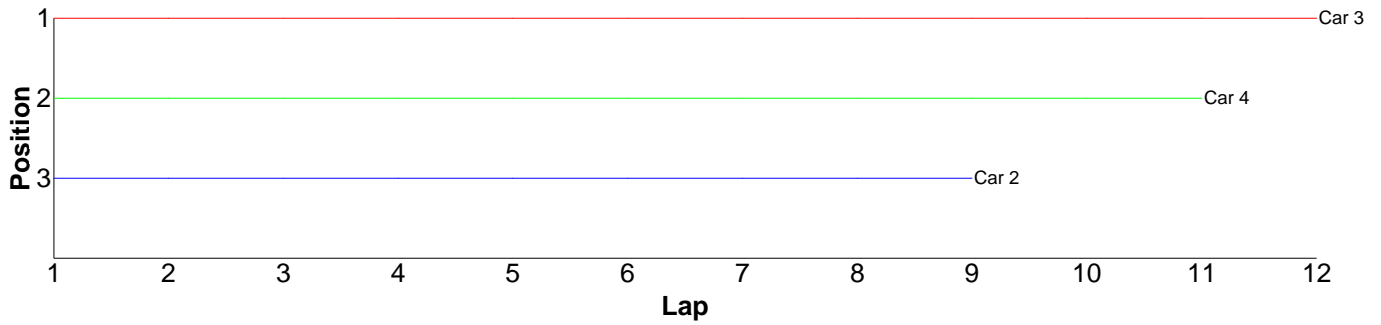
Lap	Car 1	Car 2	Car 3	Car 4
1	19.17	33.28	23.47	31.57
2	19.21	25.45	22.57	23.92
3	19.60		21.56	23.09
4	19.78		21.47	23.61
5	19.49		21.76	22.84
6	19.63		22.21	23.34
7	20.11		21.92	23.80
8	19.62		23.96	23.83
9	19.72		22.54	23.44
10	19.84		22.04	22.66
11	19.84		21.94	22.04
12	19.71		21.77	25.29
13	19.43		21.75	23.27
14	19.60		21.37	
15	19.52			
16	19.70			
17				



Heat 3 - Round 4 (Bikes 1/8th)

Pos	Car	Form	Name	Member Type	Car Make	Result	Ave	Best
1	3		Dave Tims	2008 XX		12 / 310.91	25.90	24.65
2	4		Matt Tims	2008 XX		11 / 300.49	27.31	24.31
3	2		Scott Adderson	2008 XX		9 / 312.47	34.71	28.96
=4	1		Andy Carless	2008 XX		0 / 0.00	0.00	0.00
=4	5	F3	Chris Groom	2008 XX		0 / 0.00	0.00	0.00
=4	6	F4	Peter Chang	2009		0 / 0.00	0.00	0.00

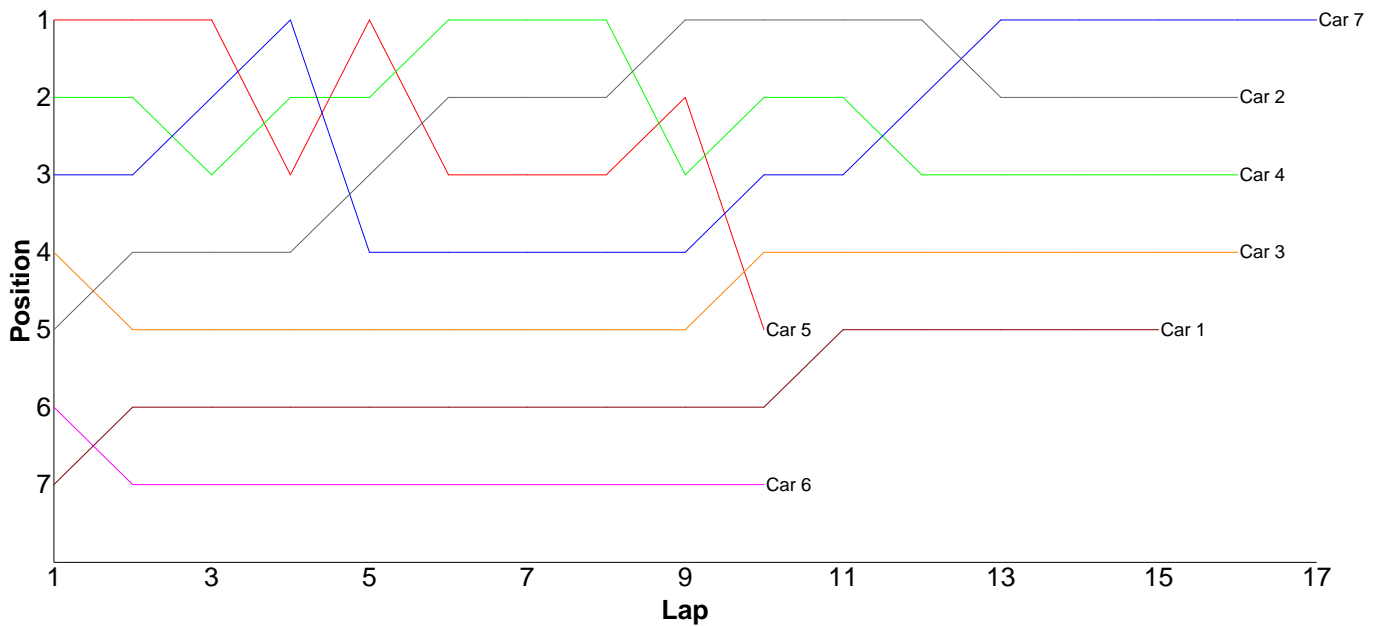
Lap	Car 1	Car 2	Car 3	Car 4	Car 5	Car 6
1		65.86	26.97	31.44		
2		29.87	25.82	26.12		
3		30.25	26.36	24.31		
4		28.96	24.65	25.15		
5		29.99	26.00	25.78		
6		34.00	25.05	26.19		
7		29.84	28.06	25.46		
8		34.15	26.14	39.37		
9		29.55	25.48	25.95		
10			25.52	25.17		
11			24.82	25.55		
12			26.04			
13						



Heat 4 - Round 4 (Stock Touring)

Pos	Car	Form	Name	Member Type	Car Make	Result	Ave	Best
1	7		Gary Fuller	2008 XX	Xray	17 / 317.00	18.64	17.68
2	2		Craig Murrell (J)	G A	Xray	16 / 297.40	18.58	17.86
3	4	F2	Kieran Stokes (J)	2008 XX	Xray	16 / 301.28	18.83	17.98
4	3		Chris Bradshaw	G A	Xray	16 / 302.80	18.92	18.16
5	1	F2	Mick Barnes	2008 XX	Xray	15 / 300.94	20.06	18.15
6	5	F2	James Davis	2009	Tamiya	10 / 193.04	19.30	17.97
7	6	F2	Lee Smith	2008 XX	Associated	10 / 271.59	27.15	19.47

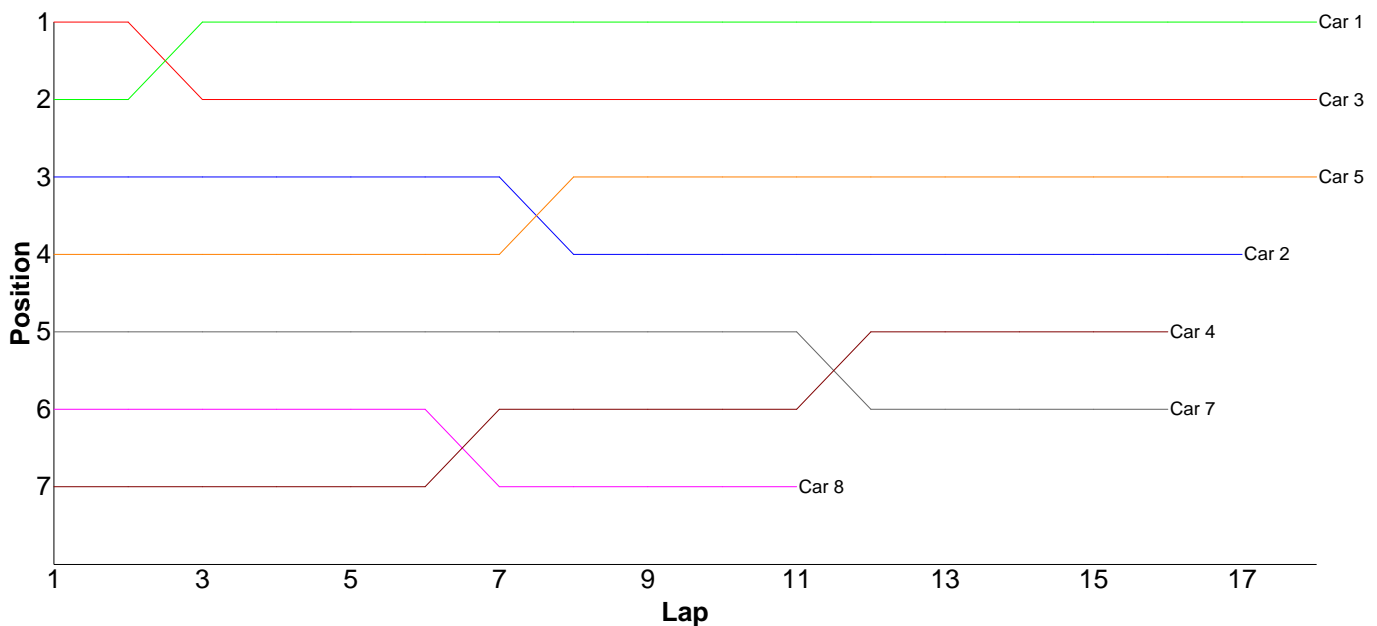
Lap	Car 1	Car 2	Car 3	Car 4	Car 5	Car 6	Car 7
1	25.84	19.87	19.70	18.93	18.75	20.50	18.95
2	19.07	17.86	19.48	18.16	18.06	32.88	18.37
3	21.60	18.06	18.73	18.02	17.97	28.00	17.68
4	18.53	18.19	18.89	17.98	18.46	21.73	17.94
5	18.21	18.11	19.01	18.48	18.30	25.99	21.15
6	18.88	18.10	18.57	18.15	19.04	28.64	18.74
7	20.81	18.89	18.33	18.40	18.95	32.81	18.39
8	20.50	18.77	18.85	18.07	18.57	21.69	18.36
9	18.15	18.24	18.59	20.78	18.71	19.47	18.33
10	19.92	18.78	18.16	18.38	26.23	39.88	18.04
11	18.85	18.52	19.69	18.82			18.55
12	19.30	18.11	18.65	18.62			18.21
13	19.36	19.18	18.69	18.02			17.83
14	22.89	19.37	19.34	20.43			18.00
15	19.03	19.14	19.27	21.30			18.02
16		18.21	18.85	18.74			18.40
17							22.04
18							



Heat 5 - Round 4 (Stock Touring)

Pos	Car	Form	Name	Member Type	Car Make	Result	Ave	Best
1	1	F1	Nigel Moss	2009	Hot Bodies	18 / 301.75	16.76	16.44
2	3		Anthony Pedder	G A	Hot Bodies	18 / 311.89	17.32	16.74
3	5	F1	Jon Wilkins	2008 XX	Hot Bodies	18 / 316.35	17.57	17.02
4	2	F1	Kevin Bissell	2008 XX	Hot Bodies	17 / 311.29	18.31	16.78
5	4	F1	Ian Cairns	2008 XX	Xray	16 / 303.31	18.95	17.98
6	7	F2	Robin Francis	2008 XX	Hot Bodies	16 / 307.11	19.19	17.61
7	8	F2	Scott Stokes	2008 XX	Xray	11 / 221.74	20.15	17.84
8	6	F1	Kyle Fuller (J)	2008 XX	Xray	0 / 0.00	0.00	0.00

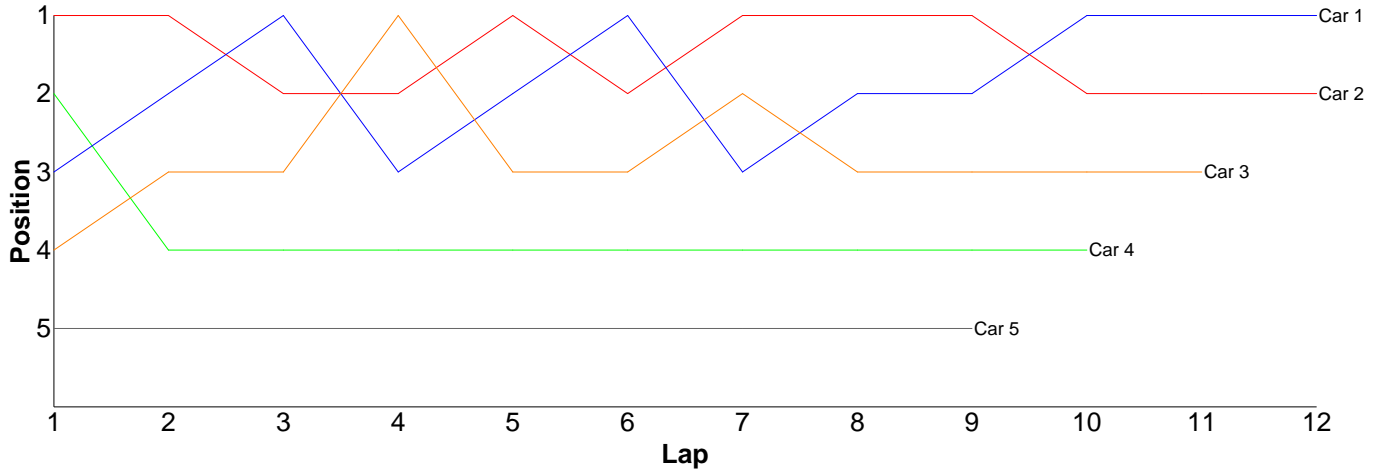
Lap	Car 1	Car 2	Car 3	Car 4	Car 5	Car 6	Car 7	Car 8
1	16.96	17.29	16.74	19.67	17.70		18.25	18.57
2	16.91	16.78	16.87	19.85	17.88		17.61	18.04
3	16.58	16.97	16.93	24.31	17.50		17.96	18.42
4	16.82	17.51	17.29	18.90	17.29		18.17	18.36
5	16.64	17.23	17.74	18.09	17.56		17.88	20.71
6	16.90	17.47	17.10	18.15	17.50		17.66	20.62
7	16.94	17.06	17.00	18.33	17.16		20.15	33.95
8	16.94	22.38	17.30	18.17	17.20		18.66	18.23
9	16.74	17.53	17.29	17.98	17.35		18.25	17.84
10	16.55	17.93	17.30	18.43	17.21		17.83	18.63
11	16.44	17.14	17.03	18.26	17.14		25.00	18.37
12	16.49	20.37	17.95	18.80	17.45		25.55	
13	16.58	18.34	17.40	18.54	17.44		19.24	
14	16.83	23.69	17.48	18.49	18.03		18.44	
15	16.81	17.46	17.20	18.56	17.18		17.98	
16	17.21	17.61	17.02	18.78	17.02		18.48	
17	16.87	18.53	17.14		17.76			
18	16.54		19.11		19.98			
19								



Heat 6 - Round 4 (Bikes 1/5th)

Pos	Car	Form	Name	Member Type	Car Make	Result	Ave	Best
1	1	F2	Chris Groom	2008 XX		12 / 312.24	26.02	23.27
2	2	F2	Scott Adderson	2008 XX		12 / 314.23	26.18	24.43
3	3	F2	Dave Richards	2008 XX		11 / 308.04	28.00	22.05
4	4	F2	Matthew Book	2008 XX		10 / 308.49	30.84	26.71
5	5	F2	Peter Chang	2008 XX		9 / 316.03	35.11	26.71

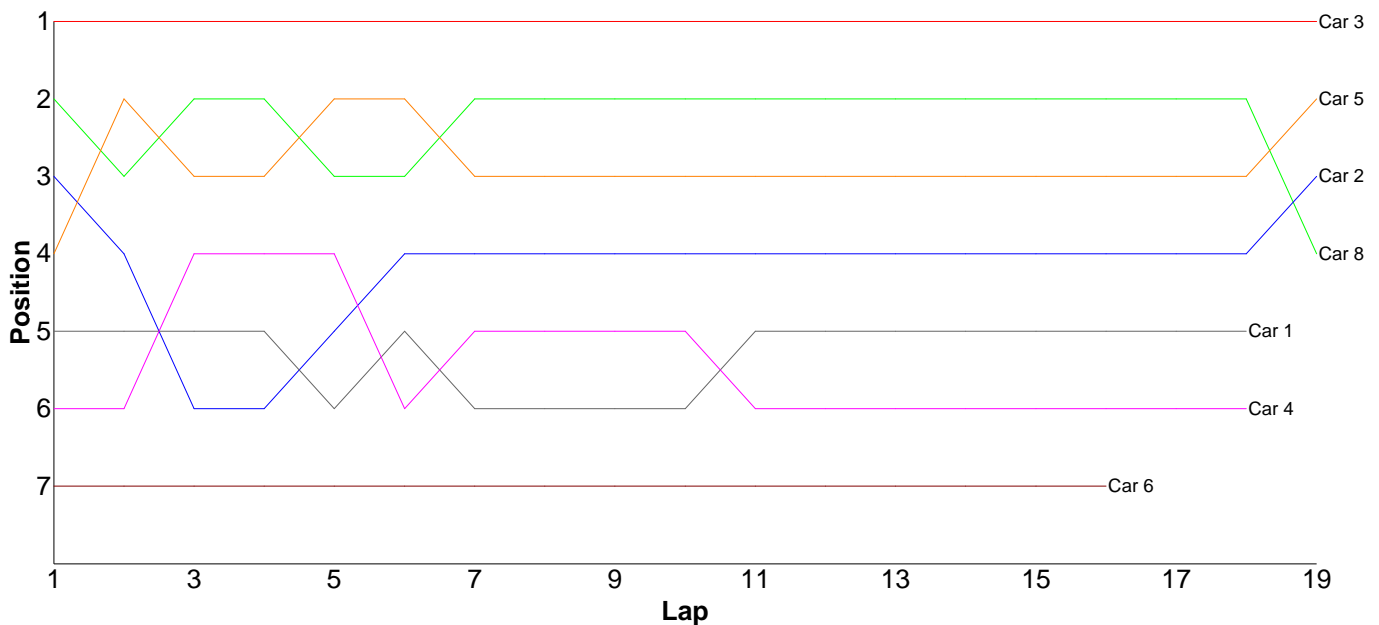
Lap	Car 1	Car 2	Car 3	Car 4	Car 5
1	29.88	26.56	33.88	29.48	86.54
2	23.27	25.36	23.24	30.50	26.71
3	23.27	25.28	23.03	31.74	29.59
4	27.55	25.70	22.05	34.94	32.81
5	23.97	24.74	33.87	35.85	28.09
6	27.71	30.95	23.65	27.55	27.51
7	29.28	24.43	23.38	26.71	28.62
8	24.24	24.61	33.87	26.75	27.54
9	25.12	25.52	35.72	30.48	28.62
10	24.02	29.83	23.69	34.49	
11	23.64	26.24	31.66		
12	30.29	25.01			
13					



Heat 7 - Round 4 (Pro-Stock)

Pos	Car	Form	Name	Member Type	Car Make	Result	Ave	Best
1	3	F1	Brian Killick	2008 XX	Xray	19 / 304.76	16.04	15.70
2	5		Tony Foster	2009	Xray	19 / 307.56	16.18	15.71
3	2	F1	Jamie Vassallo	2008 XX	Schumacher	19 / 314.83	16.57	15.88
4	8		John Zottl	2008 XX	Xray	19 / 320.45	16.86	15.68
5	1	F1	Scott Hauser	2008 XX	Xray	18 / 308.46	17.13	15.78
6	4	F2	Neil Talbot	2008 XX	Xray	18 / 313.69	17.42	16.12
7	6		John Fisher	G A	Xray	16 / 300.17	18.76	17.04
8	7	F2	Phillip Pullen	2008 XX	HPI	0 / 0.00	0.00	0.00

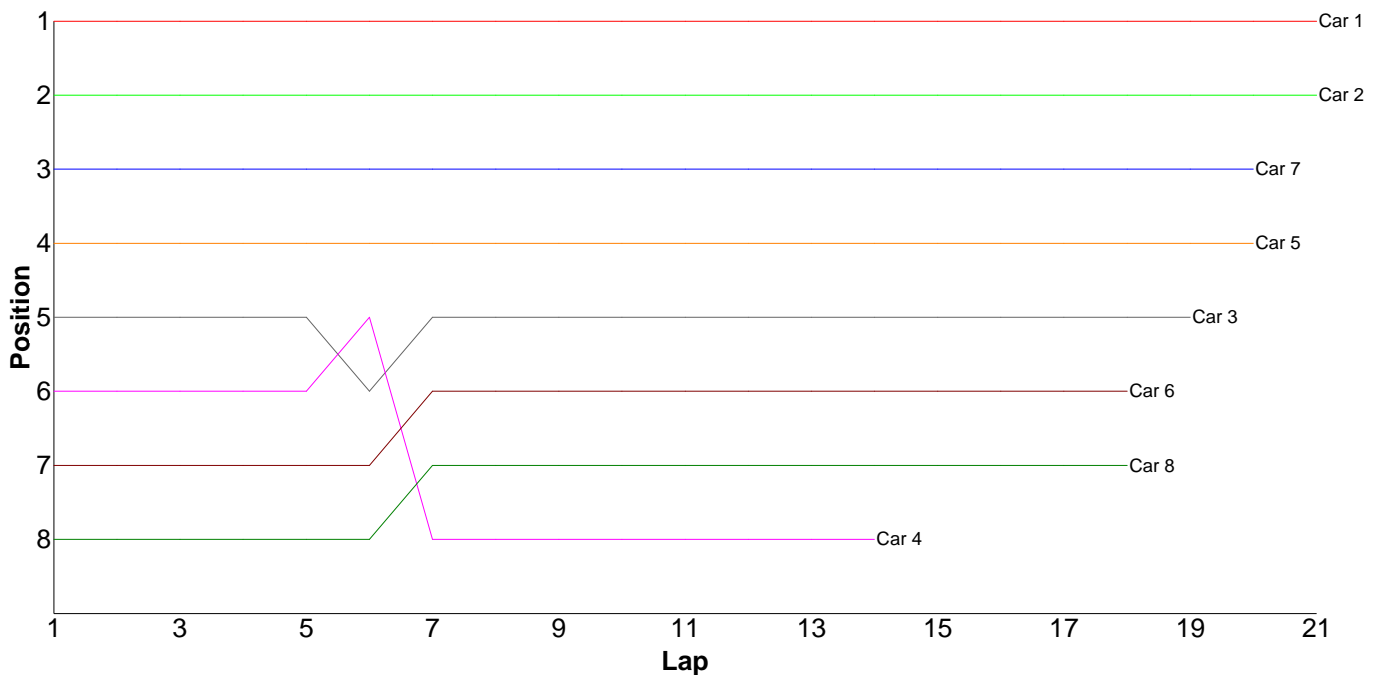
Lap	Car 1	Car 2	Car 3	Car 4	Car 5	Car 6	Car 7	Car 8
1	17.60	16.48	16.01	18.17	16.57	19.75		16.15
2	16.78	17.69	15.99	16.70	16.34	26.00		16.81
3	17.23	17.96	16.07	16.63	16.71	17.56		16.51
4	16.73	16.53	15.92	16.42	16.08	18.38		16.14
5	16.77	16.06	15.95	16.37	15.98	19.40		16.36
6	16.66	16.50	16.07	18.21	15.91	18.07		15.97
7	19.25	16.77	15.70	16.52	16.45	17.31		16.01
8	16.47	16.25	16.13	16.12	16.38	17.25		15.83
9	16.08	16.19	16.28	16.44	15.89	17.04		15.68
10	15.79	16.38	16.71	16.88	16.30	19.79		15.96
11	16.70	17.78	16.15	21.47	16.01	18.23		16.25
12	18.77	17.15	16.21	18.23	15.71	17.91		15.99
13	15.78	15.99	16.15	19.92	16.28	17.19		16.34
14	15.89	15.88	15.80	16.47	16.14	17.32		15.79
15	23.13	15.99	15.91	16.51	16.00	17.66		16.10
16	16.73	16.15	15.89	16.95	16.00	21.31		15.92
17	16.23	16.41	15.93	19.21	16.28			15.82
18	15.87	16.31	15.75	16.47	15.99			16.08
19		16.36	16.14		16.54			30.74
20								



Heat 8 - Round 4 (Pro-Stock)

Pos	Car	Form	Name	Member Type	Car Make	Result	Ave	Best
1	1	F1	Glen Westwood	2008 XX	Serpent	21 / 309.96	14.76	14.40
2	2	F1	Jay Westwood	2008 XX	Schumacher	21 / 314.93	14.99	14.59
3	7	F1	Ori Sohachevsky	2008 XX	Schumacher	20 / 306.27	15.31	15.05
4	5	F1	Nick Adams	2009	Tamiya	20 / 311.92	15.59	15.22
5	3	F1	Matthew Quinlisk	2008 XX	Hot Bodies	19 / 305.35	16.07	15.39
6	6		Matt Butcher	G A	Schumacher	18 / 306.48	17.02	16.14
7	8	F1	Dave Skelton	2008 XX	Xray	18 / 314.03	17.44	15.86
8	4	F1	Tim Langdell	2008 XX	Serpent	14 / 314.00	22.42	15.44

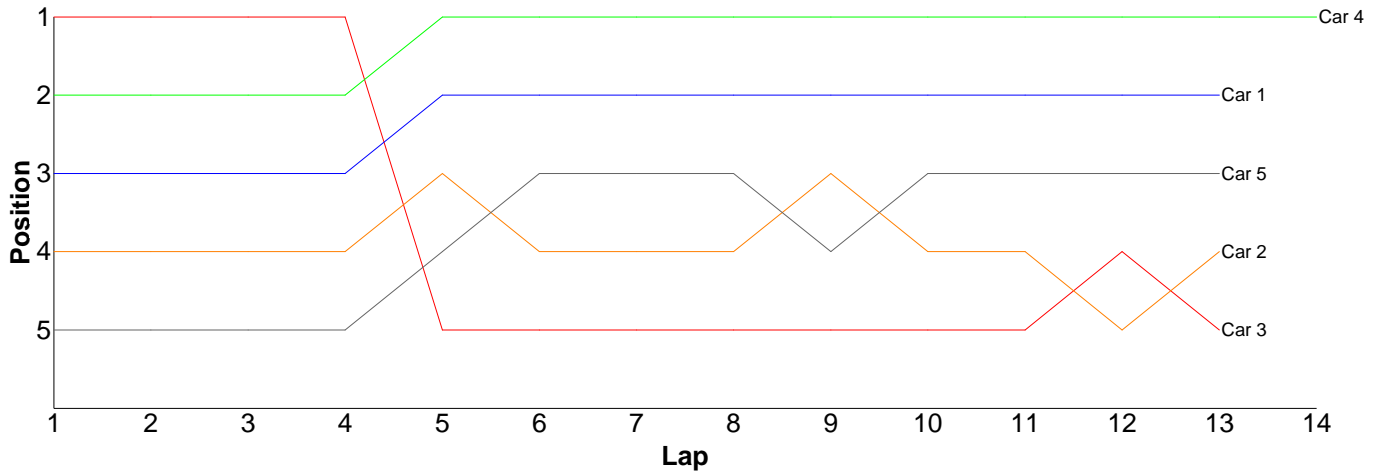
Lap	Car 1	Car 2	Car 3	Car 4	Car 5	Car 6	Car 7	Car 8
1	14.40	14.71	16.19	16.33	15.86	17.36	15.60	18.94
2	14.41	15.01	15.48	15.98	15.22	16.64	15.36	20.50
3	14.61	14.71	16.07	15.98	15.55	16.26	15.34	17.04
4	14.52	14.90	15.44	15.65	15.39	17.12	15.33	17.07
5	14.67	14.59	16.44	15.80	15.24	16.91	15.23	18.20
6	14.63	14.91	15.93	15.44	15.79	16.83	15.18	20.25
7	14.59	15.45	15.52	100.37	15.59	16.14	15.15	17.89
8	14.75	15.18	15.51	15.97	15.44	17.48	15.42	15.86
9	14.53	14.83	15.43	16.91	15.43	17.66	15.39	17.32
10	14.53	15.01	15.71	16.10	15.54	17.02	15.12	16.05
11	14.82	14.83	17.44	15.75	15.67	16.98	15.46	16.16
12	16.09	15.12	15.47	16.39	15.33	17.93	15.14	16.33
13	14.91	15.01	15.81	20.53	15.80	16.33	15.73	19.11
14	14.71	14.99	15.89	16.80	15.59	18.77	15.30	17.42
15	14.66	14.95	15.55		15.69	17.00	15.15	16.97
16	15.06	15.09	15.39		16.05	16.36	15.38	16.35
17	14.69	15.08	15.60		15.71	16.87	15.52	16.15
18	14.83	15.02	17.65		15.73	16.82	15.28	16.42
19	14.88	15.11	18.83		15.71		15.05	
20	14.80	15.16			15.59		15.14	
21	14.87	15.27						
22								



Heat 9 - Round 4 (Bikes 1/5th)

Pos	Car	Form	Name	Member Type	Car Make	Result	Ave	Best
1	4		Darren Johnson	2008 XX		14 / 314.06	22.43	20.92
2	1		Simon Lancaster	G A		13 / 307.23	23.63	22.18
3	5	F1	Andy Carless	2008 XX		13 / 308.13	23.70	22.68
4	2	F1	Steve Leake	2008 XX		13 / 310.87	23.91	22.87
5	3	F1	Roki Read	2008 XX		13 / 327.59	25.19	20.80
6	6		Graham Clarke	G A		0 / 0.00	0.00	0.00

Lap	Car 1	Car 2	Car 3	Car 4	Car 5	Car 6
1	22.57	22.93	20.84	21.30	23.86	
2	23.01	23.07	20.80	21.51	25.22	
3	22.41	23.33	21.02	21.33	23.30	
4	22.18	23.26	21.72	21.05	23.09	
5	24.50	23.61	45.48	24.97	23.86	
6	22.71	26.70	21.38	22.67	22.98	
7	22.28	22.88	21.51	22.30	23.10	
8	23.07	23.27	21.91	23.89	22.68	
9	22.72	23.72	27.51	21.13	24.72	
10	25.94	28.46	21.82	21.62	23.70	
11	22.68	23.09	21.55	21.27	23.90	
12	22.95	23.68	20.86	21.57	23.81	
13	30.21	22.87	41.19	20.92	23.91	
14				28.53		
15						



Heat 10 - Round 4 (IC Touring)

Pos	Car	Form	Name	Member Type	Car Make	Result	Ave	Best
1	1	F1	John Zottl	2008 XX	Xray	21 / 309.24	14.72	14.09
2	4	F2	Phillip Pullen	2008 XX	Mugen	19 / 311.63	16.40	15.62
3	3	F2	James Rumble	2008 XX	Xray	18 / 300.47	16.69	15.21
4	6	F2	Mark Fagan	2008 XX	Serpent	17 / 312.80	18.40	15.62
5	2	F2	Les Mainwaring	2008 XX	Mugen	16 / 325.08	20.31	15.45
6	7	F2	Colin Taggart	2008 XX	Xray	14 / 224.50	16.03	15.46
7	5	F2	Gary Fuller	2008 XX	Serpent	0 / 0.00	0.00	0.00

Lap	Car 1	Car 2	Car 3	Car 4	Car 5	Car 6	Car 7
1	15.03	42.37	17.56	16.51		18.30	16.33
2	14.55	16.85	18.47	16.87		18.42	16.07
3	14.53	18.33	16.54	16.97		16.67	16.15
4	14.76	16.73	16.24	15.87		30.45	15.91
5	15.29	16.37	20.31	15.84		16.51	16.42
6	14.58	16.45	16.51	17.39		17.71	15.78
7	14.47	16.13	15.74	16.25		23.72	15.94
8	14.57	15.45	16.00	15.66		15.71	15.46
9	14.51	16.21	15.57	15.89		16.23	15.86
10	14.59	18.82	15.89	17.48		25.70	16.11
11	15.02	26.51	17.08	16.80		16.21	15.86
12	14.44	19.11	15.79	16.89		16.04	16.19
13	15.43	17.04	15.30	15.77		16.55	16.11
14	15.46	21.71	17.38	16.28		16.30	16.31
15	14.92	15.63	19.52	16.65		16.02	
16	14.37	31.37	15.87	16.11		15.62	
17	15.06		15.21	16.00		16.64	
18	14.40		15.49	15.62			
19	14.28			16.78			
20	14.09						
21	14.89						
22							

