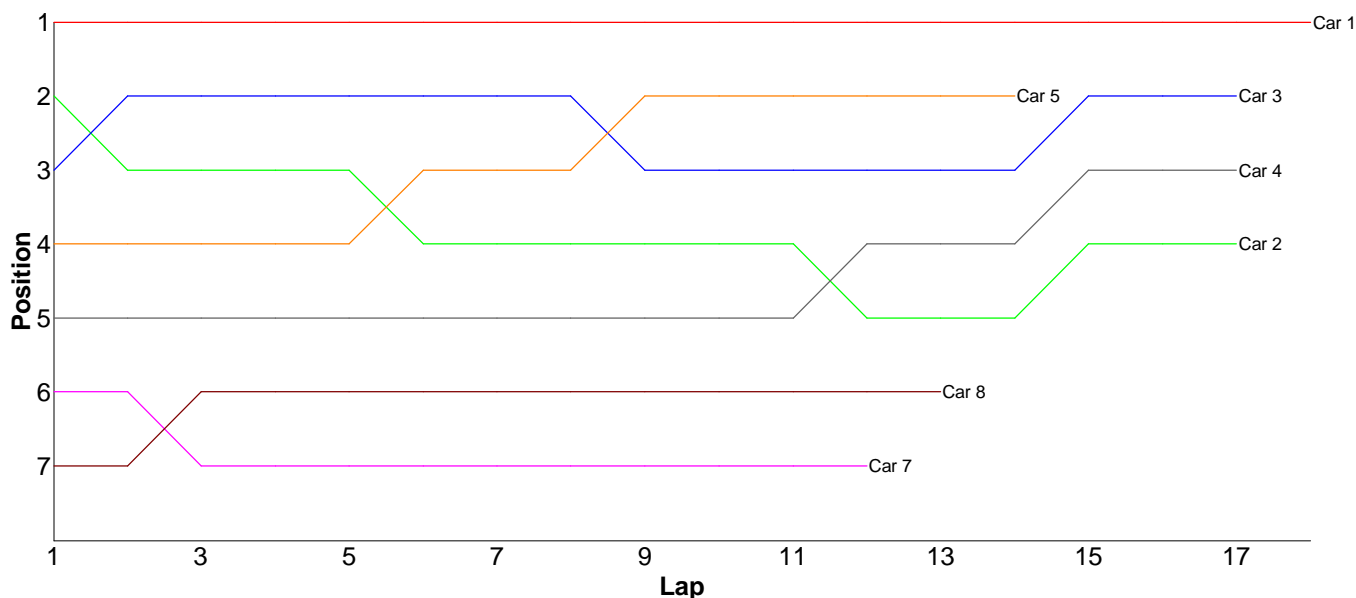


Race Results

Formula GT - A Final

Pos	Car	Form	Name	Member Type	Car Make	Result	Ave	Best
1	1	F4	Jon Wilkins	2008 XX	Tamiya	18 / 305.15	16.95	15.89
2	3	F3	Nigel Moss	2009	Tamiya	17 / 300.82	17.69	16.83
3	4		Rob Warren	2009	Associated	17 / 301.04	17.70	16.20
4	2	F4	Tim Webb	2008 XX	Tamiya	17 / 303.83	17.87	16.68
5	5	F4	Gerald Page	2008 XX	Associated	14 / 247.15	17.65	16.22
6	8	F4	Neil Talbot	2008 XX	Tamiya	13 / 309.08	23.77	20.61
7	7	F4	Brian Killick	2008 XX	Tamiya	12 / 316.05	26.33	19.85
8	6	F3	Dave Skelton	2008 XX	Associated	0 / 0.00	0.00	0.00

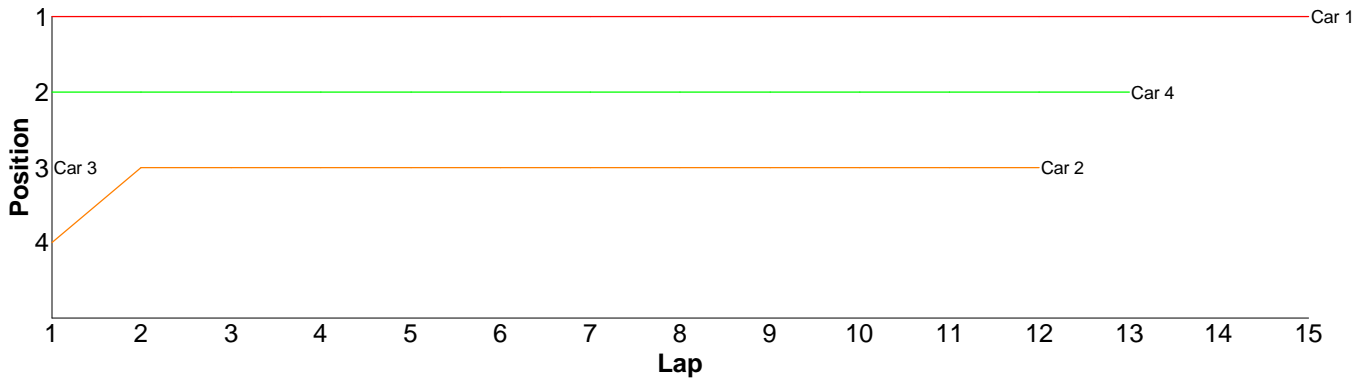
Lap	Car 1	Car 2	Car 3	Car 4	Car 5	Car 6	Car 7	Car 8
1	26.00	27.24	27.61	28.57	28.11		40.47	41.12
2	16.40	18.23	17.48	19.36	17.76		23.55	23.10
3	17.38	17.36	16.85	16.84	17.22		28.47	22.10
4	16.22	16.71	17.01	17.09	16.88		22.49	20.71
5	15.98	17.02	16.94	16.33	16.95		24.65	20.61
6	15.89	17.32	17.07	16.20	16.61		21.22	21.23
7	16.82	16.69	16.86	17.06	16.59		22.78	27.36
8	17.34	16.77	17.02	17.04	16.95		25.28	21.93
9	16.15	17.25	17.29	16.56	16.58		25.96	21.93
10	16.00	17.49	17.53	17.77	16.55		38.08	25.05
11	16.22	16.84	16.90	17.00	16.65		23.25	20.92
12	16.30	20.39	17.21	17.15	16.22		19.85	21.74
13	16.41	17.08	16.84	16.61	16.60			21.28
14	16.20	16.70	16.83	16.41	17.48			
15	15.91	16.89	17.38	17.24				
16	16.34	17.17	17.02	17.18				
17	16.58	16.68	16.98	16.63				
18	17.01							
19								



EP Sport - A Final

Pos	Car	Form	Name	Member Type	Car Make	Result	Ave	Best
1	1	F1	Scott Hauser	2008 XX	Schumacher	15 / 313.20	20.88	19.57
2	4		Jason Elliot	G A	Tamiya	13 / 316.40	24.33	22.19
3	2	F2	Nicholas Mugridge	2008 XX	HPI	12 / 307.41	25.61	21.76
4	3		Jack Warren (J)	2009	Xray	1 / 38.95	38.95	38.95

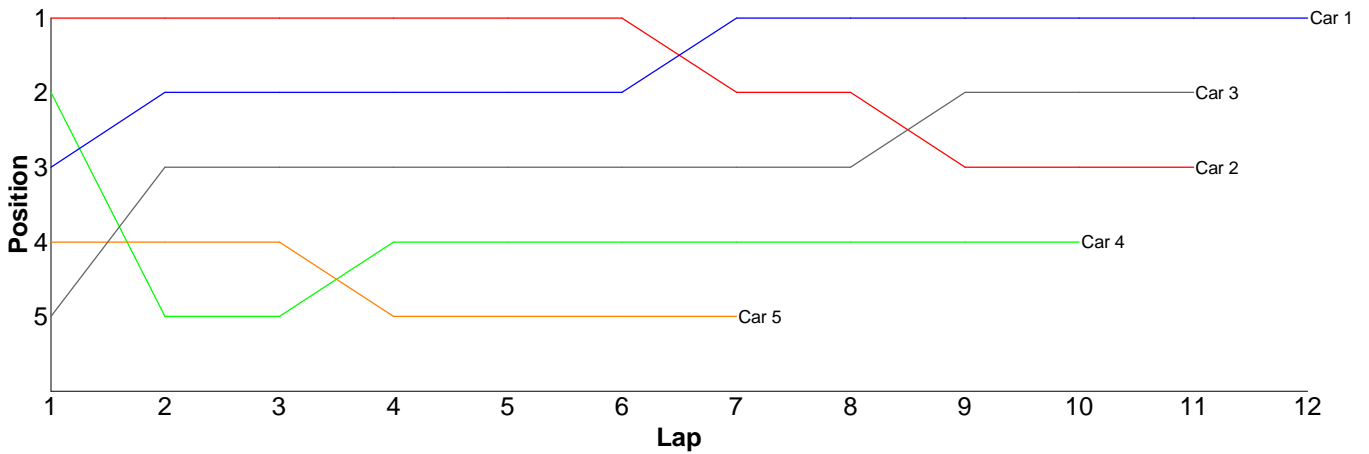
Lap	Car 1	Car 2	Car 3	Car 4
1	29.61	41.94	38.95	37.69
2	19.68	22.97		23.57
3	19.71	24.53		24.75
4	19.57	32.41		22.19
5	19.72	22.11		22.85
6	21.11	21.76		24.64
7	21.22	22.71		24.10
8	22.36	26.32		22.40
9	19.77	22.32		22.65
10	20.35	25.54		22.47
11	20.38	22.63		22.34
12	19.86	22.17		23.73
13	19.87			23.02
14	20.36			
15	19.63			
16				



Bikes 1/8th - A Final

Pos	Car	Form	Name	Member Type	Car Make	Result	Ave	Best
1	1		Dave Tims	2008 XX		12 / 331.00	27.58	25.24
2	3	F3	Chris Groom	2008 XX		11 / 308.28	28.02	26.51
3	2		Matt Tims	2008 XX		11 / 314.98	28.63	19.32
4	4		Scott Adderson	2008 XX		10 / 313.38	31.33	24.08
5	5		Andy Carless	2008 XX		7 / 263.22	37.60	27.13

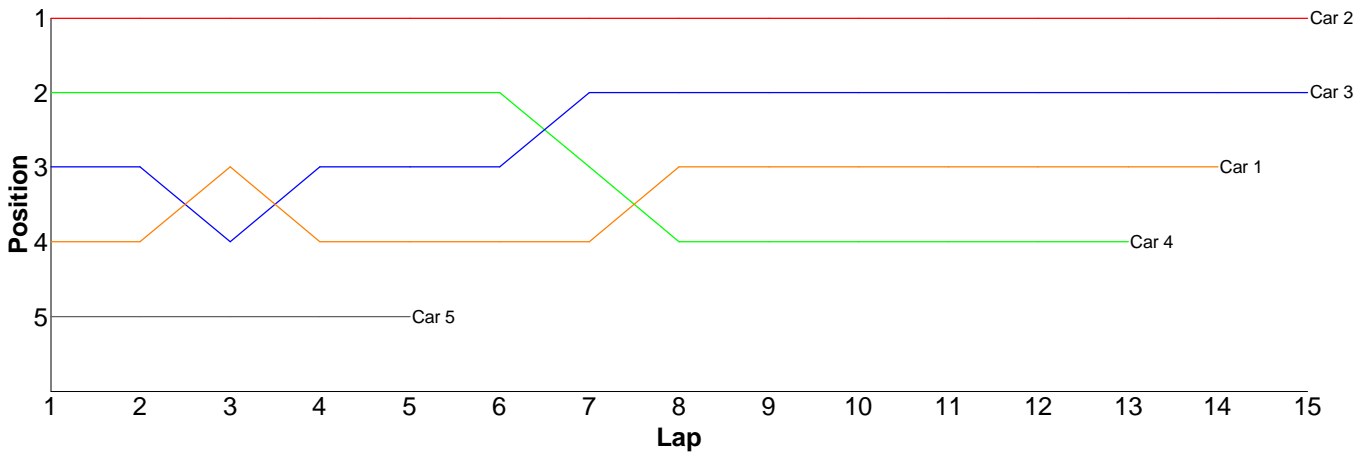
Lap	Car 1	Car 2	Car 3	Car 4	Car 5
1	26.39	19.32	28.91	24.08	28.00
2	27.72	26.15	28.92	38.53	30.17
3	26.31	25.83	30.90	30.34	30.97
4	25.72	26.60	27.25	31.01	61.87
5	25.72	26.19	27.45	38.37	56.74
6	25.58	30.25	27.05	29.54	28.34
7	25.41	34.73	27.31	30.96	27.13
8	25.24	29.88	26.73	29.95	
9	27.86	43.24	30.42	31.22	
10	25.86	26.47	26.83	29.38	
11	26.81	26.32	26.51		
12	42.38				
13					



Stock Touring - B Final

Pos	Car	Form	Name	Member Type	Car Make	Result	Ave	Best
1	2		Chris Bradshaw	G A	Xray	15 / 301.48	20.09	18.18
2	3	F1	Ian Cairns	2008 XX	Xray	15 / 306.02	20.40	18.42
3	1	F1	Kyle Fuller (J)	2008 XX	Xray	14 / 300.14	21.43	18.93
4	4	F2	Mick Barnes	2008 XX	Xray	13 / 305.91	23.53	18.28
5	5	F2	Lee Smith	2008 XX	Associated	5 / 182.73	36.54	26.93

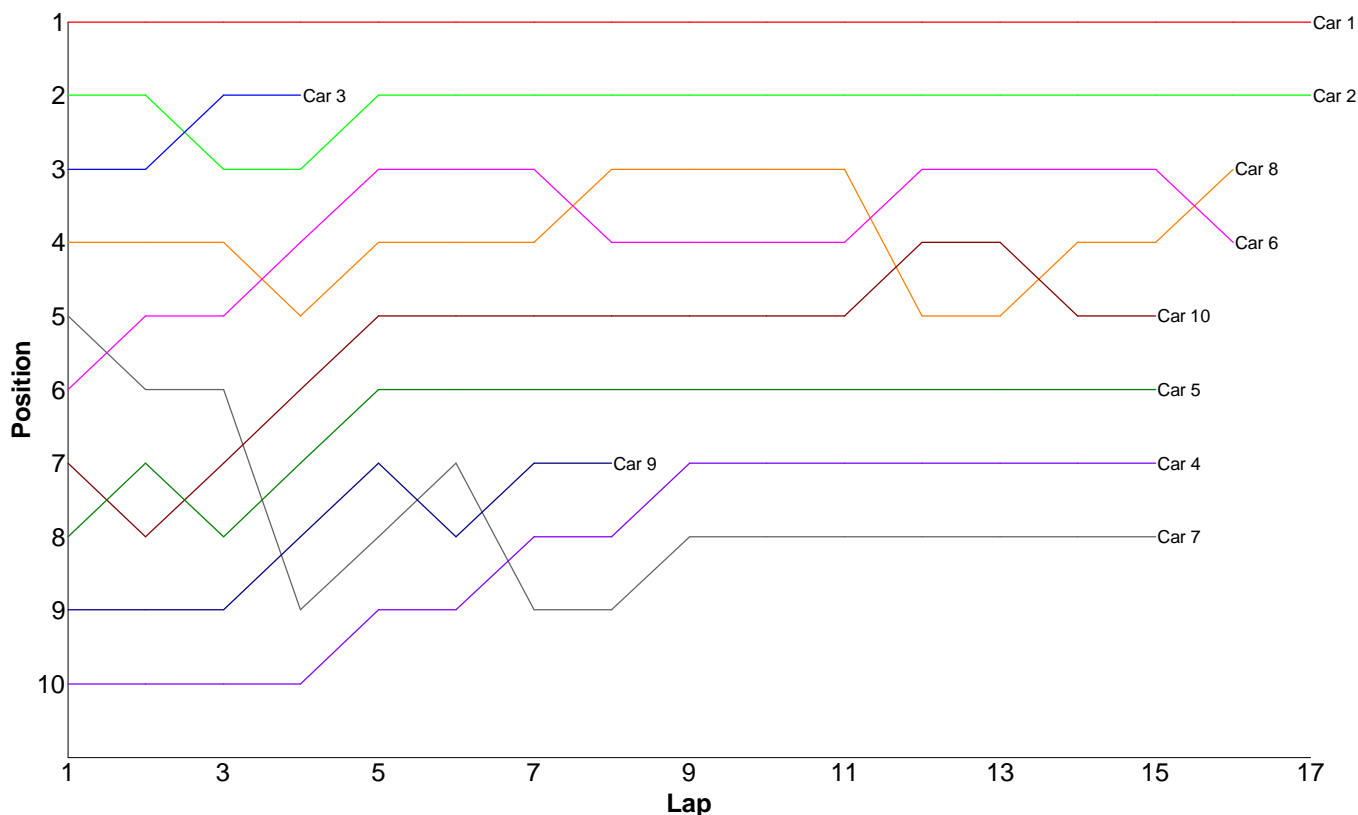
Lap	Car 1	Car 2	Car 3	Car 4	Car 5
1	33.18	29.74	32.32	31.97	41.19
2	22.71	18.18	19.07	19.02	26.93
3	21.00	18.93	26.49	18.28	32.69
4	25.40	18.33	19.36	18.92	33.94
5	18.97	20.03	19.26	21.66	47.98
6	19.13	19.20	19.27	24.94	
7	22.85	18.59	19.06	26.15	
8	19.92	21.27	18.97	29.13	
9	19.24	19.61	19.20	21.87	
10	20.05	20.97	19.03	25.72	
11	19.37	19.41	18.53	22.26	
12	19.41	19.27	19.08	24.62	
13	19.98	19.19	18.42	21.37	
14	18.93	19.45	19.03		
15		19.31	18.93		
16					



Stock Touring - A Final

Pos	Car	Form	Name	Member Type	Car Make	Result	Ave	Best
1	1	F1	Nigel Moss	2009	Hot Bodies	17 / 304.55	17.91	16.85
2	2		Anthony Pedder	G A	Hot Bodies	17 / 316.71	18.63	17.22
3	8		Craig Murrell (J)	G A	Xray	16 / 315.52	19.72	18.17
4	6	F2	Scott Stokes	2008 XX	Xray	16 / 317.61	19.85	17.94
5	10	F2	Kieran Stokes (J)	2008 XX	Xray	15 / 300.44	20.02	17.90
6	5	F2	Robin Francis	2008 XX	Hot Bodies	15 / 306.41	20.42	18.56
7	4	F1	Jon Wilkins	2008 XX	Hot Bodies	15 / 308.54	20.56	17.32
8	7		Gary Fuller	2008 XX	Xray	15 / 318.94	21.26	18.14
9	9	F2	James Davis	2009	Tamiya	8 / 175.02	21.87	18.59
10	3	F1	Kevin Bissell	2008 XX	Hot Bodies	4 / 82.10	20.52	17.32

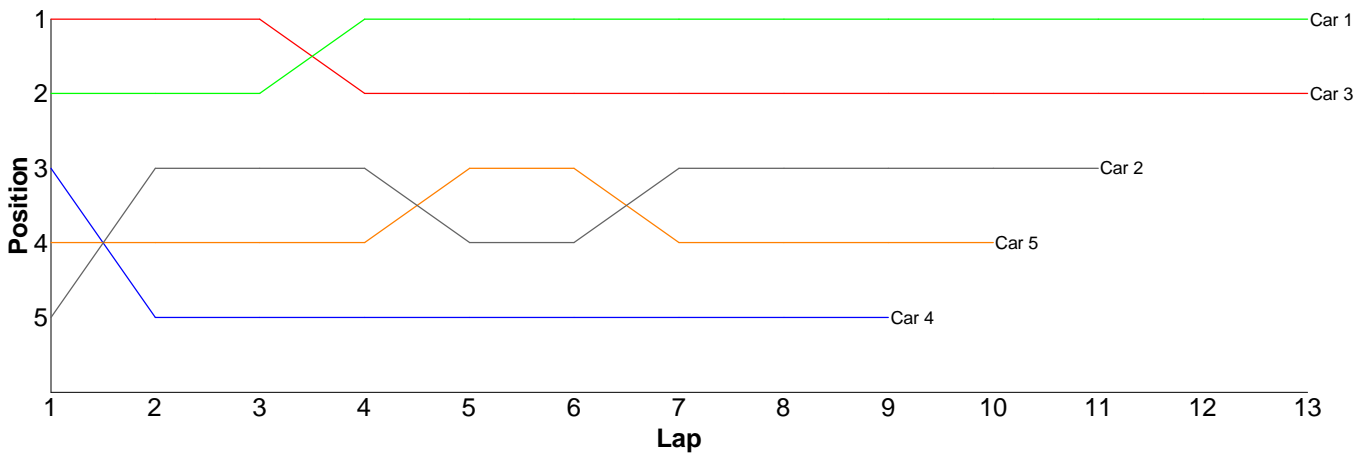
Lap	Car 1	Car 2	Car 3	Car 4	Car 5	Car 6	Car 7	Car 8	Car 9	Car 10
1	27.33	27.57	28.53	54.73	32.84	31.31	30.79	30.20	36.21	32.60
2	17.21	17.29	17.32	17.35	18.56	18.40	19.34	18.49	19.22	19.54
3	17.43	20.23	18.28	17.86	20.75	18.75	18.55	19.35	18.59	17.90
4	17.06	17.22	17.97	17.32	20.16	18.79	25.32	19.97	18.64	18.54
5	16.85	17.49		17.91	19.78	17.94	18.77	18.17	19.89	20.63
6	17.34	17.72		18.16	18.82	18.94	22.25	18.93	24.11	18.30
7	17.55	17.98		17.96	19.47	18.42	28.07	18.69	19.19	19.13
8	17.12	17.75		17.69	19.00	20.76	21.09	18.31	19.17	19.10
9	17.12	17.83		17.56	19.53	18.78	18.66	18.46		18.36
10	17.29	18.07		17.38	19.36	18.88	18.75	18.68		18.25
11	17.48	18.39		17.65	19.06	18.30	18.38	19.18		18.11
12	17.25	17.67		18.32	19.50	18.92	18.14	21.98		18.33
13	17.38	17.62		17.52	19.31	18.52	21.89	18.26		18.69
14	17.25	17.35		23.20	19.59	19.86	19.41	18.31		24.38
15	17.08	20.76		17.93	20.68	18.68	19.53	19.66		18.58
16	17.64	18.03				22.36		18.88		
17	18.17	17.74								
18										



Bikes 1/5th - B Final

Pos	Car	Form	Name	Member Type	Car Make	Result	Ave	Best
1	1	F2	Dave Richards	2008 XX		13 / 313.90	24.14	20.12
2	3	F2	Chris Groom	2008 XX		13 / 319.37	24.56	19.64
3	2	F2	Scott Adderson	2008 XX		11 / 311.67	28.33	24.80
4	5	F2	Matthew Book	2008 XX		10 / 301.44	30.14	25.83
5	4	F2	Peter Chang	2008 XX		9 / 326.42	36.26	24.52

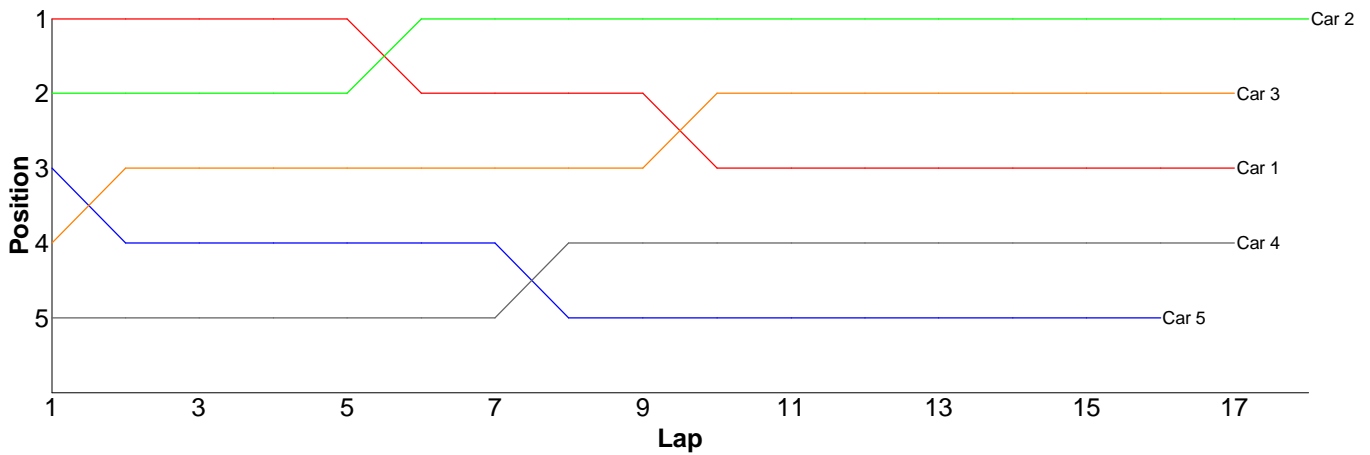
Lap	Car 1	Car 2	Car 3	Car 4	Car 5
1	20.12	28.40	19.64	24.52	25.83
2	28.17	27.40	26.79	50.45	30.63
3	23.70	26.17	24.47	46.47	28.50
4	23.53	25.56	29.49	31.24	34.88
5	23.38	51.51	24.38	36.90	28.18
6	23.87	25.15	23.96	39.28	26.88
7	23.47	25.48	24.27	29.25	41.40
8	23.69	24.80	23.23	35.02	28.59
9	25.91	25.55	24.27	33.29	28.60
10	23.09	26.19	23.25		27.95
11	23.49	25.46	24.27		
12	27.82		27.45		
13	23.66		23.90		
14					



Pro-Stock - B Final

Pos	Car	Form	Name	Member Type	Car Make	Result	Ave	Best
1	2	F1	Scott Hauser	2008 XX	Xray	18 / 311.61	17.31	16.00
2	3	F2	Neil Talbot	2008 XX	Xray	17 / 300.52	17.67	16.07
3	1		Matt Butcher	G A	Schumacher	17 / 306.81	18.04	16.28
4	4	F1	Dave Skelton	2008 XX	Xray	17 / 313.60	18.44	16.17
5	5		John Fisher	G A	Xray	16 / 312.91	19.55	17.24

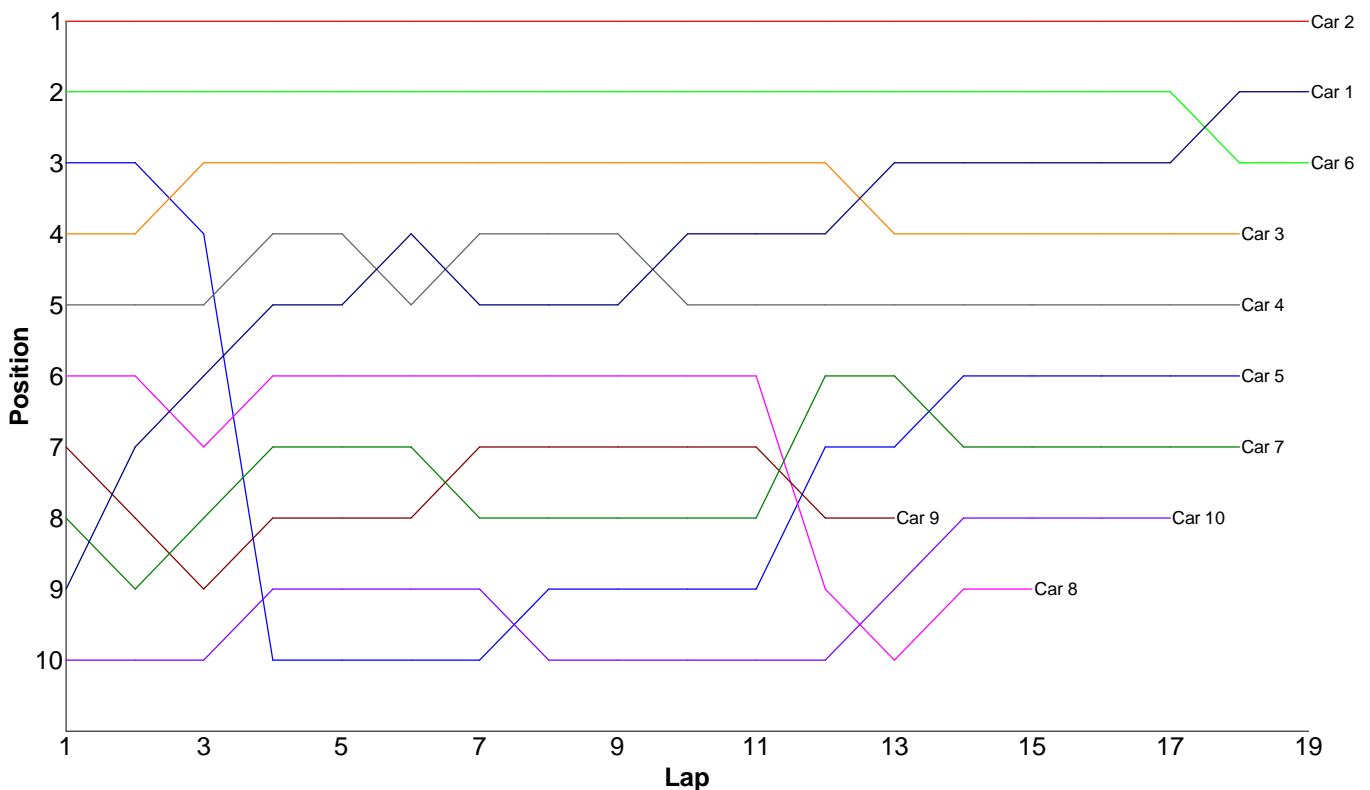
Lap	Car 1	Car 2	Car 3	Car 4	Car 5
1	27.41	27.91	31.97	34.39	31.54
2	17.10	17.31	16.80	22.95	18.58
3	16.83	16.93	16.28	17.04	20.00
4	17.29	16.62	16.69	18.78	17.84
5	17.02	17.44	17.47	16.58	18.15
6	17.25	16.48	18.28	16.72	18.22
7	18.86	17.28	16.59	16.56	18.29
8	16.28	16.36	16.73	17.99	24.01
9	19.10	16.19	16.96	16.63	19.44
10	17.65	16.15	16.78	16.37	17.74
11	17.36	16.44	17.17	16.77	18.36
12	17.04	16.36	16.65	16.48	17.24
13	17.07	17.05	16.61	16.17	17.59
14	16.63	16.11	16.70	18.34	17.93
15	16.39	17.79	16.07	18.44	17.92
16	20.88	17.08	16.19	16.52	20.06
17	16.65	16.00	16.58	16.87	
18		16.11			
19					



Pro-Stock - A Final

Pos	Car	Form	Name	Member Type	Car Make	Result	Ave	Best
1	2	F1	Jay Westwood	2008 XX	Schumacher	19 / 300.76	15.82	14.98
2	1	F1	Glen Westwood	2008 XX	Serpent	19 / 309.29	16.27	14.64
3	6	F1	Matthew Quinlisk	2008 XX	Hot Bodies	19 / 310.06	16.31	15.40
4	3	F1	Ori Sohachevsky	2008 XX	Schumacher	18 / 301.22	16.73	15.42
5	4	F1	Nick Adams	2009	Tamiya	18 / 301.48	16.74	15.58
6	5	F1	Tim Langdell	2008 XX	Serpent	18 / 308.46	17.13	15.62
7	7	F1	Brian Killick	2008 XX	Xray	18 / 314.22	17.45	15.78
8	10	F1	Jamie Vassallo	2008 XX	Schumacher	17 / 304.80	17.92	15.95
9	8		Tony Foster	2009	Xray	15 / 286.75	19.11	15.84
10	9		John Zottl	2008 XX	Xray	13 / 232.47	17.88	15.79

Lap	Car 1	Car 2	Car 3	Car 4	Car 5	Car 6	Car 7	Car 8	Car 9	Car 10
1	30.12	23.80	26.44	26.96	26.27	25.46	29.05	28.15	28.80	33.01
2	15.00	15.37	16.29	16.18	16.35	15.64	16.75	16.62	16.50	16.34
3	16.88	15.28	15.64	15.73	15.94	15.67	17.97	18.46	19.25	16.52
4	14.66	15.15	15.86	15.92	26.69	15.99	16.43	16.45	16.12	16.93
5	14.76	15.23	16.09	16.30	16.85	16.30	16.27	16.46	16.26	16.70
6	16.61	15.68	15.42	17.39	16.07	15.70	16.46	16.42	16.14	16.11
7	17.24	15.19	18.11	15.96	15.63	16.11	16.87	16.46	16.54	16.63
8	16.74	15.45	15.99	15.70	15.73	15.67	18.52	15.84	16.36	18.03
9	14.83	15.33	15.44	15.58	15.62	15.67	15.81	16.01	16.85	16.23
10	14.96	15.39	15.81	17.80	15.70	16.10	15.90	16.19	15.79	16.49
11	16.44	15.44	15.50	15.73	15.70	16.01	15.79	17.01	15.85	15.95
12	15.18	15.33	15.53	15.74	15.74	15.53	15.95	22.28	18.46	18.38
13	14.87	15.35	18.15	15.81	15.97	15.81	16.28	34.35	19.55	20.59
14	16.09	14.98	16.78	16.44	15.89	15.68	16.51	16.50		17.43
15	14.92	15.35	15.84	15.90	16.05	15.90	16.83	19.55		16.80
16	14.79	15.58	15.76	15.67	15.68	15.44	15.78			16.43
17	14.64	15.19	16.35	16.56	16.18	15.40	16.49			16.23
18	15.45	15.69	16.22	16.11	16.40	16.28	20.56			
19	15.11	15.98				15.70				
20										

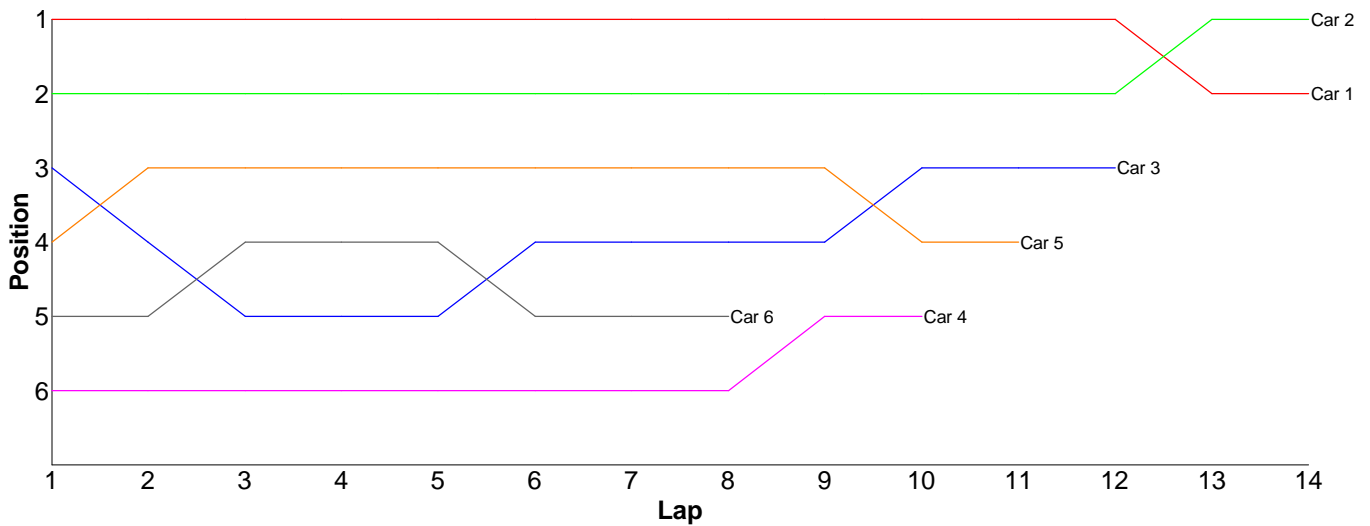


Bikes 1/5th - A Final

Pos	Car	Form	Name	Member Type	Car Make	Result	Ave	Best
1	2		Darren Johnson	2008 XX		14 / 315.55	22.53	15.64
2	1	F1	Roki Read	2008 XX		14 / 319.82	22.84	14.32
3	3	F1	Steve Leake	2008 XX		12 / 318.30	26.52	18.02
4	5		Simon Lancaster	G A		11 / 303.83	27.62	18.78
5	4		Graham Clarke	G A		10 / 309.67	30.96	23.95
6	6	F1	Andy Carless	2008 XX		8 / 221.92	27.74	24.06

Lap	Car 1	Car 2	Car 3	Car 4	Car 5	Car 6
-----	-------	-------	-------	-------	-------	-------

1	14.32	15.64	18.02	36.40	18.78	27.89
2	22.72	25.62	26.18	47.41	23.22	24.28
3	28.68	28.63	39.95	24.43	30.68	25.01
4	22.75	21.63	24.93	23.95	23.23	24.06
5	22.00	22.35	24.78	34.50	24.94	29.51
6	22.24	21.81	25.61	26.09	23.46	30.68
7	22.51	22.02	25.57	41.68	30.16	24.90
8	22.29	25.06	24.28	25.22	23.98	35.59
9	21.36	21.84	32.99	25.56	23.36	
10	23.80	22.24	25.17	24.43	51.25	
11	23.04	22.29	24.79		30.77	
12	22.38	21.85	26.03			
13	29.98	21.97				
14	21.75	22.60				
15						



IC Touring - A Final

Pos	Car	Form	Name	Member Type	Car Make	Result	Ave	Best
1	1	F1	John Zottl	2008 XX	Xray	18 / 303.95	16.88	15.56
2	3	F2	Phillip Pullen	2008 XX	Mugen	16 / 306.18	19.13	16.77
3	6	F2	Colin Taggart	2008 XX	Xray	16 / 307.60	19.22	16.18
4	4	F2	James Rumble	2008 XX	Xray	15 / 300.12	20.00	16.90
=5	2	F2	Mark Fagan	2008 XX	Serpent	0 / 0.00	0.00	0.00
=5	5	F2	Les Mainwaring	2008 XX	Mugen	0 / 0.00	0.00	0.00
=5	7	F2	Gary Fuller	2008 XX	Serpent	0 / 0.00	0.00	0.00

Lap	Car 1	Car 2	Car 3	Car 4	Car 5	Car 6	Car 7
1	25.98		33.58	29.12		30.40	
2	16.54		17.47	17.80		17.73	
3	16.25		16.77	17.12		16.93	
4	16.13		17.97	16.90		16.45	
5	15.75		19.27	30.06		25.13	
6	16.78		17.58	19.78		27.97	
7	17.44		17.73	17.72		18.45	
8	17.11		18.62	18.04		17.61	
9	15.81		18.72	17.43		17.67	
10	15.57		18.12	18.10		16.18	
11	16.12		17.83	18.19		16.36	
12	15.75		18.17	20.12		17.54	
13	16.25		19.08	20.37		18.17	
14	18.28		18.46	18.02		16.25	
15	16.39		17.59	21.35		16.85	
16	15.56		19.22			17.91	
17	15.83						
18	16.41						
19							

