

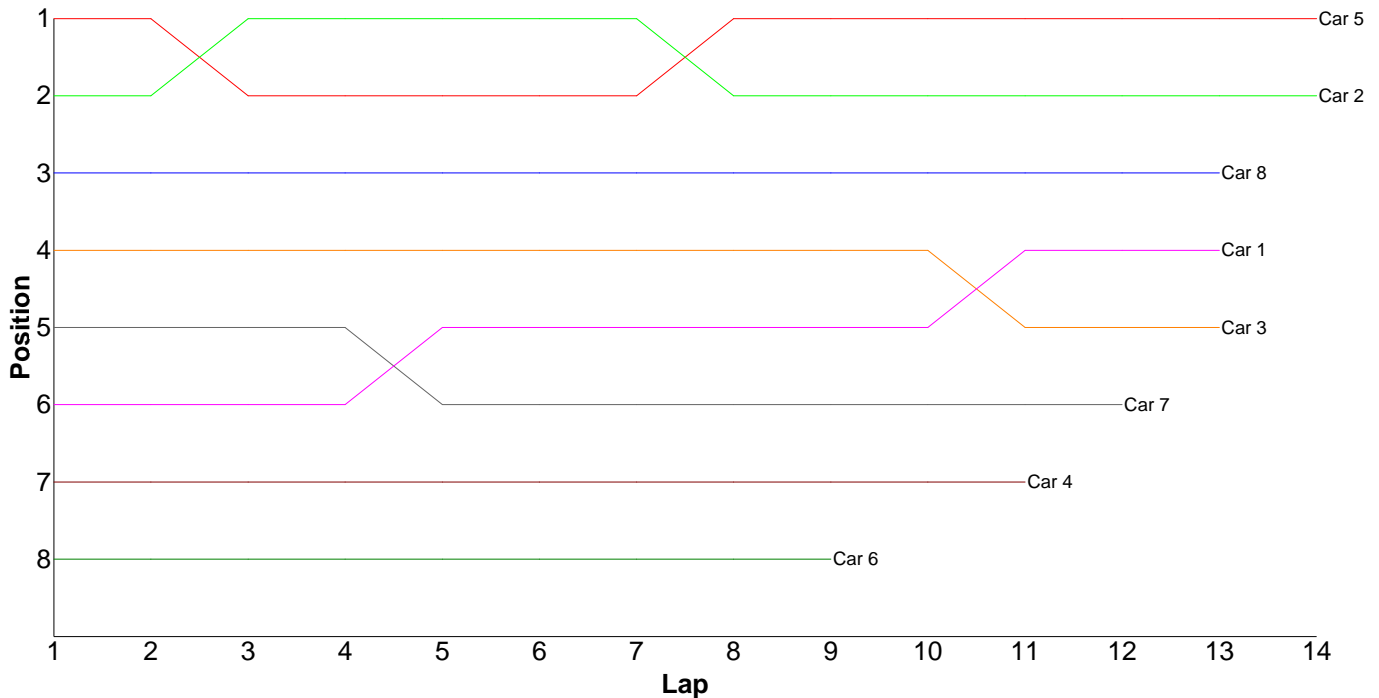
AMCC Winter Championship 2008/09 - Round 6: 02/03/2008

Race Results

Heat 1 - Round 1 (Formula GT)

Pos	Car	Form	Name	Member Type	Car Make	Result	Ave	Best
1	5	F4	Gerald Page	2008	Associated	14 / 307.23	21.94	20.88
2	2	F3	Dave Skelton	2008	Associated	14 / 313.70	22.40	21.49
3	8		Jon Wilkins	2008	Tamiya	13 / 310.21	23.86	22.04
4	1	F3	Nigel Moss	2008	Tamiya	13 / 312.76	24.05	22.61
5	3	F4	Martin Trice	2008	HPI	13 / 314.66	24.20	22.56
6	7	F4	Neil Talbot	2008	Tamiya	12 / 312.23	26.01	23.12
7	4	F4	Scott Stokes	2008	Tamiya	11 / 313.96	28.54	23.50
8	6	F4	Brian Killick	2008	Tamiya	9 / 294.94	32.77	26.73

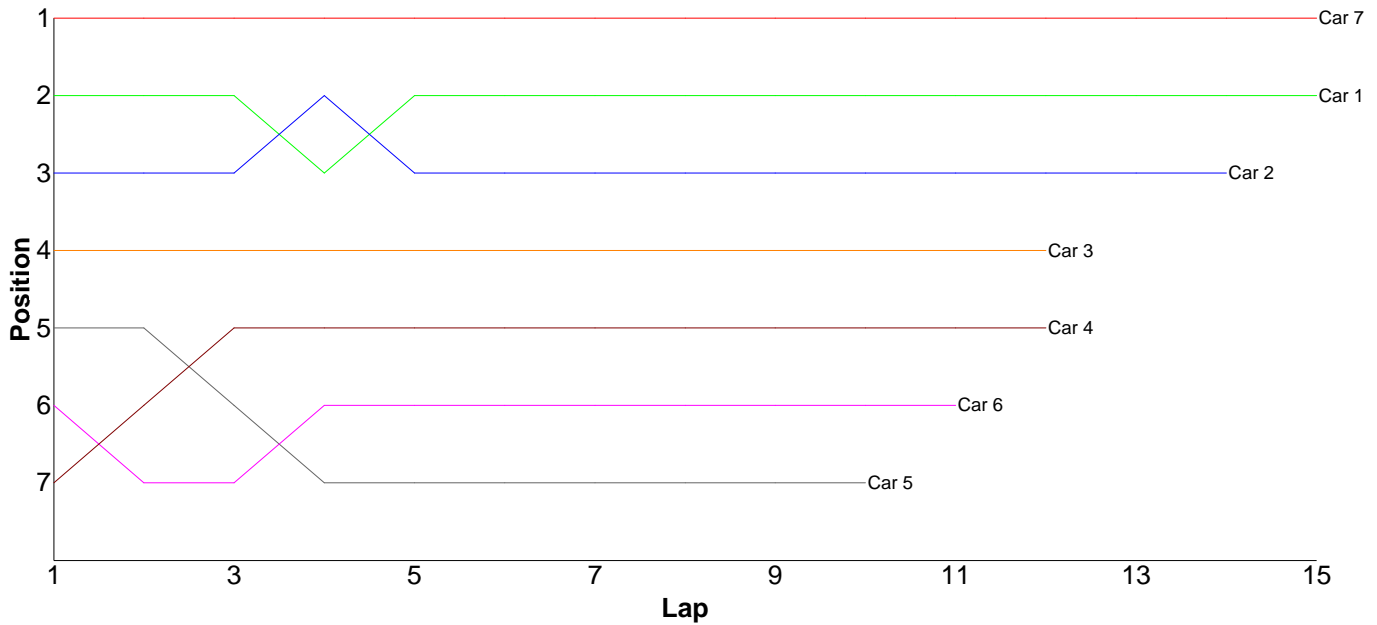
Lap	Car 1	Car 2	Car 3	Car 4	Car 5	Car 6	Car 7	Car 8
1	30.19	22.16	23.70	31.05	21.70	33.54	26.34	23.69
2	27.00	21.62	24.99	30.30	21.70	28.58	27.85	22.65
3	23.75	21.49	23.47	24.57	23.32	34.20	25.00	22.94
4	23.77	22.19	23.73	30.95	21.93	37.32	24.28	22.74
5	23.16	21.84	23.57	23.50	21.76	37.85	28.45	22.04
6	22.74	21.96	23.29	32.76	23.41	28.88	23.79	26.83
7	22.73	23.10	23.88	24.11	21.37	35.47	23.12	23.28
8	23.92	22.49	23.08	26.32	20.88	32.37	23.29	22.58
9	23.89	21.99	26.39	34.15	21.44	26.73	23.45	25.47
10	22.61	22.48	24.70	24.53	21.20		31.96	28.04
11	23.13	21.81	26.80	31.72	21.31		27.63	23.86
12	23.02	26.00	22.56		22.25		27.07	22.35
13	22.85	21.92	24.50		22.64			23.74
14		22.65			22.32			
15								



Heat 2 - Round 1 (EP Sport)

Pos	Car	Form	Name	Member Type	Car Make	Result	Ave	Best
1	7		Scott Hauser	2008	Schumacher	15 / 311.45	20.76	20.29
2	1	F1	Dave Tims	2008	Tamiya	15 / 316.58	21.10	20.26
3	2	F1	Matt Tims	2008	Tamiya	14 / 311.10	22.22	20.31
4	3		Jason Elliot	G A	Tamiya	12 / 316.27	26.35	22.53
5	4	F2	Nicholas Mugridge	2008	HPI	12 / 320.03	26.66	23.13
6	6		Ricky Emms	G A	Associated	11 / 318.65	28.96	25.26
7	5	F2	Hannah Carless (J)	2008	Tamiya	10 / 316.42	31.64	29.01

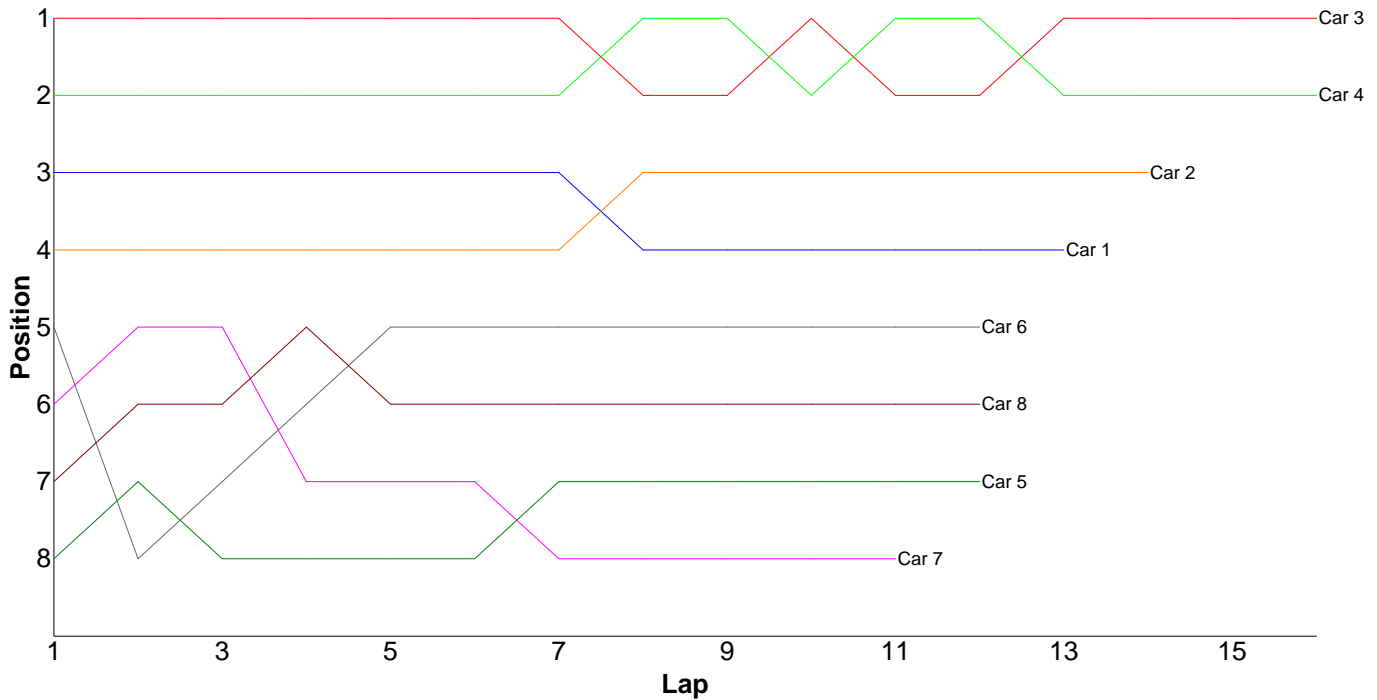
Lap	Car 1	Car 2	Car 3	Car 4	Car 5	Car 6	Car 7
1	22.40	23.08	24.81	34.16	29.22	29.88	21.47
2	21.59	21.04	23.26	24.17	29.01	29.97	20.47
3	20.83	20.90	22.53	25.37	34.11	32.51	20.80
4	21.51	21.28	24.59	30.95	29.65	26.76	21.28
5	21.09	28.28	32.48	26.18	29.76	27.01	20.75
6	21.03	20.45	23.69	25.81	36.35	33.45	20.29
7	20.82	20.40	26.19	25.71	30.15	34.04	20.92
8	20.26	28.82	25.68	24.36	36.91	25.60	20.82
9	20.73	21.01	33.30	24.04	29.72	27.83	20.34
10	20.47	23.99	25.06	25.21	31.54	25.26	21.02
11	20.43	20.31	24.14	23.13		26.34	20.52
12	20.72	20.38	30.54	30.94			20.47
13	21.07	20.41					20.33
14	20.65	20.75					20.78
15	22.98						21.19
16							



Heat 3 - Round 1 (Stock Touring)

Pos	Car	Form	Name	Member Type	Car Make	Result	Ave	Best
1	3	F2	Kieran Stokes (J)	2008	Xray	16 / 314.15	19.63	18.96
2	4		James Davis	2009	Tamiya	16 / 314.51	19.65	19.00
3	2	F2	Mick Barnes	2008	Xray	14 / 303.91	21.70	19.65
4	1	F2	Robin Francis	2008	Hot Bodies	13 / 301.61	23.20	19.61
5	6		Tom Foy	G A	Hot Bodies	12 / 302.22	25.18	22.28
6	8	F2	Andy Lewis	2008	Hot Bodies	12 / 311.89	25.99	22.78
7	5	F2	Lee Smith	2008	Associated	12 / 314.61	26.21	20.67
8	7		Cody Church (J)	G A	Hot Bodies	11 / 309.60	28.14	24.02

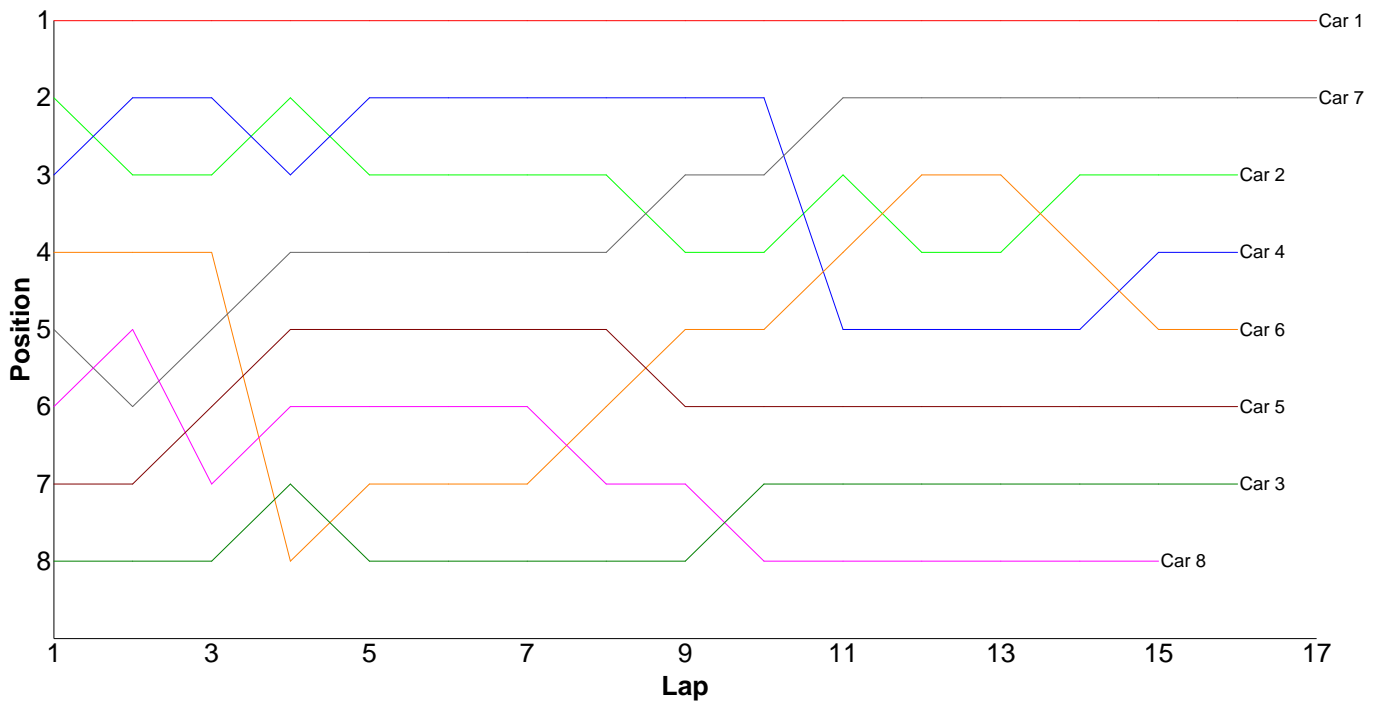
Lap	Car 1	Car 2	Car 3	Car 4	Car 5	Car 6	Car 7	Car 8
1	20.77	24.06	19.76	20.19	32.80	26.76	29.98	29.99
2	20.66	28.62	19.54	19.15	26.42	33.43	24.02	27.09
3	21.01	20.52	18.96	20.74	32.76	23.63	26.67	25.05
4	19.61	20.66	19.98	19.69	30.45	23.66	27.57	23.47
5	24.55	20.49	19.53	19.16	27.12	24.95	33.72	32.56
6	20.36	28.17	19.59	19.00	21.25	23.83	27.22	23.10
7	31.93	19.93	19.66	19.11	21.41	23.55	29.54	22.94
8	25.60	19.85	19.80	19.55	31.23	22.45	27.59	23.77
9	27.42	20.10	19.93	19.77	20.67	24.75	25.12	28.76
10	22.25	19.99	19.16	19.58	22.96	26.33	31.12	26.43
11	23.42	19.65	19.66	19.22	22.71	22.28	27.05	22.78
12	22.72	20.40	19.36	19.62	24.83	26.60		25.95
13	21.31	21.57	19.67	19.95				
14		19.90	19.94	20.71				
15			19.72	19.01				
16			19.89	20.06				
17								



Heat 4 - Round 1 (Stock Touring)

Pos	Car	Form	Name	Member Type	Car Make	Result	Ave	Best
1	1	F1	Nigel Moss	2008	Hot Bodies	17 / 306.87	18.05	17.68
2	7	F1	Jon Wilkins	2008	Hot Bodies	17 / 313.18	18.42	17.69
3	2	F1	Kevin Bissell	2008	Hot Bodies	16 / 302.15	18.88	18.49
4	4	F1	Trevor Scrase	2008	Xray	16 / 302.72	18.92	17.96
5	6	F1	David Clift	2009		16 / 303.85	18.99	17.85
6	5	F1	Ian Cairns	2008	Xray	16 / 307.17	19.19	18.74
7	3	F1	Neil Pilkington	2008	Hot Bodies	16 / 313.87	19.61	18.94
8	8	F2	Scott Stokes	2008	Xray	15 / 307.56	20.50	18.85

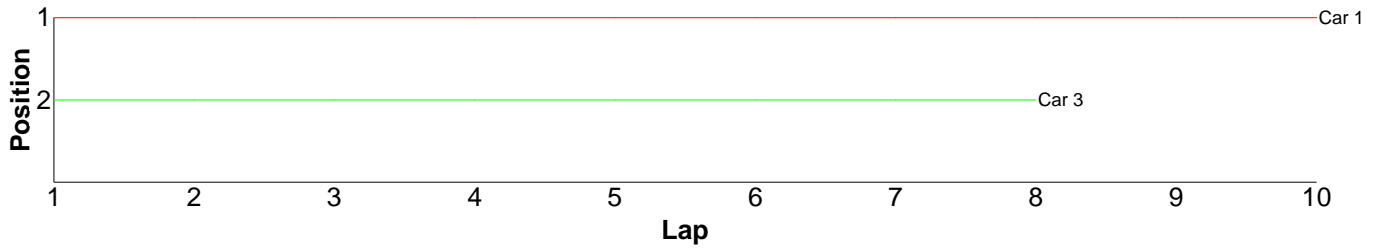
Lap	Car 1	Car 2	Car 3	Car 4	Car 5	Car 6	Car 7	Car 8
1	17.92	18.93	21.15	19.11	20.34	19.35	19.63	19.89
2	17.75	18.81	19.72	18.05	19.28	18.44	19.91	19.58
3	18.41	18.72	20.58	18.25	19.35	19.26	19.02	19.57
4	18.24	18.87	19.95	20.30	19.20	24.92	18.48	19.17
5	18.13	19.00	19.14	18.16	18.88	17.93	18.75	18.92
6	17.73	18.49	20.18	18.17	18.91	18.32	18.72	19.56
7	18.32	18.80	19.85	18.11	18.86	18.47	18.40	19.08
8	17.94	18.69	19.12	18.26	19.28	17.86	18.39	18.85
9	18.23	19.85	19.03	18.45	18.94	17.85	17.69	19.45
10	18.15	18.82	19.72	18.17	19.32	18.27	17.79	33.21
11	17.83	19.11	19.35	24.17	19.49	18.10	18.04	22.59
12	18.02	18.88	18.94	18.66	19.22	18.03	17.75	19.11
13	18.19	18.59	19.04	18.38	18.74	18.44	18.15	18.92
14	18.45	18.73	19.45	20.14	19.20	20.20	18.26	20.48
15	17.93	19.19	19.19	18.38	19.19	19.52	18.15	19.18
16	17.95	18.67	19.46	17.96	18.97	18.89	17.81	
17	17.68						18.24	
18								



Heat 5 - Round 1 (Bikes 1/8th)

Pos	Car	Form	Name	Member Type	Car Make	Result	Ave	Best
1	1		Chris Groom	2008		10 / 304.34	30.43	26.53
2	3		Peter Chang	2009		8 / 325.54	40.69	34.25
=3	2		Dave Richards	2008		0 / 0.00	0.00	0.00
=3	4		Tom Griffin	G A		0 / 0.00	0.00	0.00
=3	5		Gerald Page	2008		0 / 0.00	0.00	0.00

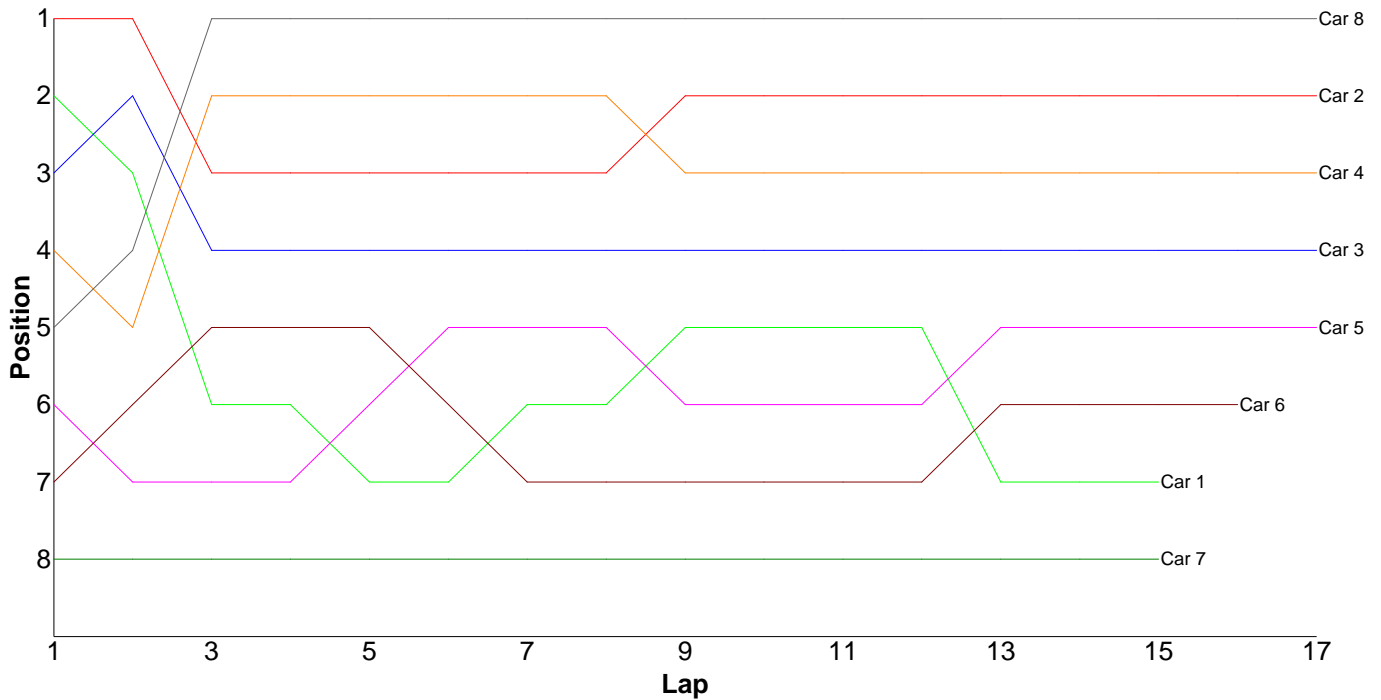
Lap	Car 1	Car 2	Car 3	Car 4	Car 5
1	33.26		40.42		
2	33.11		35.08		
3	34.86		39.67		
4	27.66		38.79		
5	27.10		34.64		
6	35.89		55.04		
7	26.80		47.65		
8	26.53		34.25		
9	32.21				
10	26.92				
11					



Heat 6 - Round 1 (Pro-Stock)

Pos	Car	Form	Name	Member Type	Car Make	Result	Ave	Best
1	8		Spencer Jones	G A	Xray	17 / 300.32	17.66	16.95
2	2	F1	Brian Killick	2008	Xray	17 / 303.57	17.85	16.89
3	4		Damian Giddins	G A	Xray	17 / 305.76	17.98	17.48
4	3	F2	Neil Talbot	2008	Xray	17 / 308.93	18.17	17.27
5	5		Tony Foster	G A	Associated	17 / 318.36	18.72	17.71
6	6		Mark Fagan	2008	Serpent	16 / 307.06	19.19	18.71
7	1		Kieran Clift (J)	2009	Schumacher	15 / 304.51	20.30	17.52
8	7		Darren Sullivan	G A	Serpent	15 / 309.69	20.64	18.69

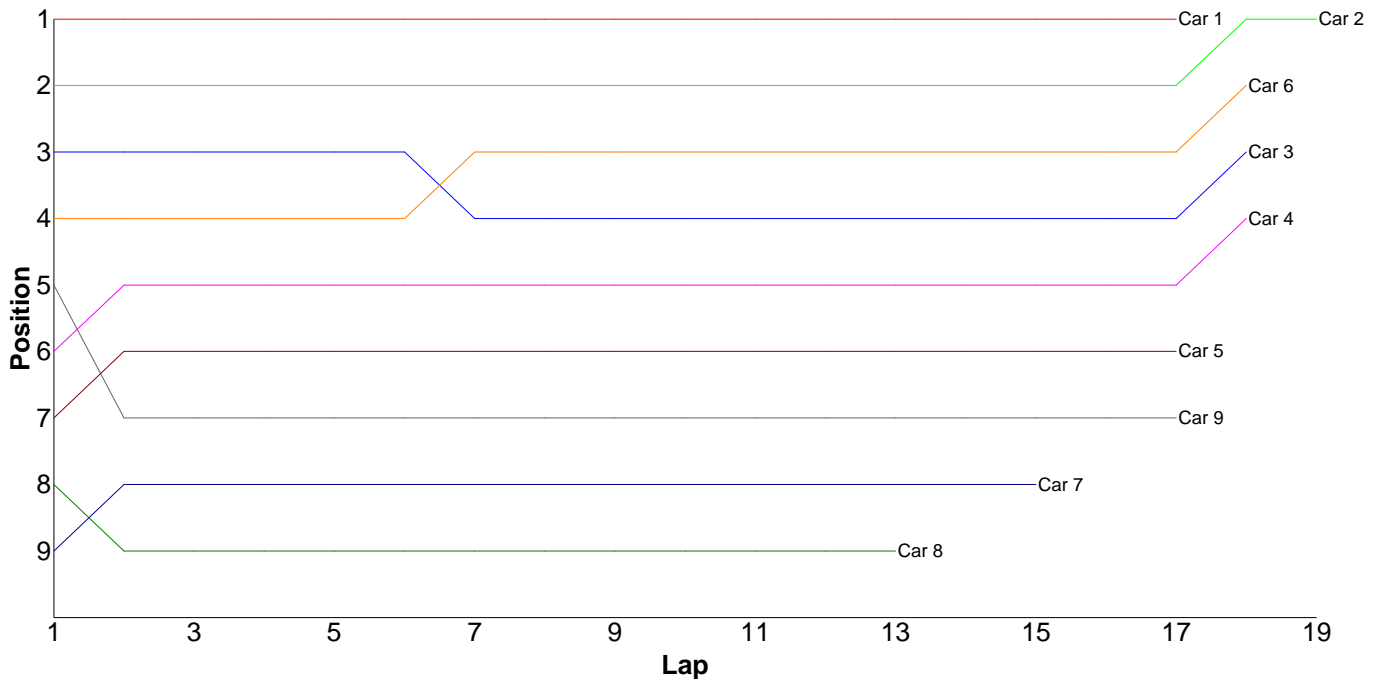
Lap	Car 1	Car 2	Car 3	Car 4	Car 5	Car 6	Car 7	Car 8
1	18.13	17.74	18.18	18.19	19.27	19.66	24.17	18.31
2	17.71	17.34	17.41	18.06	23.55	19.68	21.11	17.59
3	24.42	19.61	20.44	17.74	17.83	19.35	19.02	17.60
4	18.09	17.93	17.92	17.51	17.99	19.33	28.65	17.89
5	19.90	19.65	19.83	19.16	18.68	19.01	19.19	17.49
6	18.00	17.02	19.02	17.76	18.28	18.73	18.92	17.11
7	17.81	17.24	17.88	17.75	18.08	18.86	19.48	17.51
8	17.67	17.78	17.66	17.48	17.80	18.74	19.22	16.95
9	17.52	17.15	17.85	19.08	18.03	18.95	18.80	17.38
10	17.85	16.89	17.80	18.04	20.22	18.73	21.65	17.73
11	17.79	17.37	17.27	17.82	18.28	19.35	19.50	18.00
12	17.56	19.18	17.79	17.59	18.56	19.25	21.67	17.18
13	44.96	17.42	17.72	17.72	17.71	18.90	20.84	17.52
14	18.60	17.93	18.17	18.21	18.53	19.36	18.69	17.73
15	18.50	17.50	17.62	17.95	18.77	20.45	18.78	18.90
16		17.57	18.40	17.82	18.11	18.71		17.64
17		18.25	17.97	17.88	18.67			17.79
18								



Heat 7 - Round 1 (Pro-Stock)

Pos	Car	Form	Name	Member Type	Car Make	Result	Ave	Best
1	2	F1	Jay Westwood	2008	Schumacher	19 / 315.63	16.61	16.15
2	6	F1	Ori Sohachevsky	2008	Schumacher	18 / 304.25	16.90	16.50
3	3	F1	Matthew Quinlisk	2008	Hot Bodies	18 / 307.91	17.10	16.81
4	4	F1	Tim Langdell	2008	Serpent	18 / 313.08	17.39	16.69
5	1	F1	Glen Westwood	2008	Serpent	17 / 274.86	16.16	16.00
6	5	F1	Nick Adams	2008	Tamiya	17 / 300.26	17.66	16.99
7	9	F1	Scott Hauser	2008	Xray	17 / 309.40	18.20	17.42
8	7	F1	Dave Skelton	2008	Xray	15 / 300.93	20.06	18.11
9	8	F1	Jamie Vassallo	2008	Schumacher	13 / 314.99	24.23	20.60

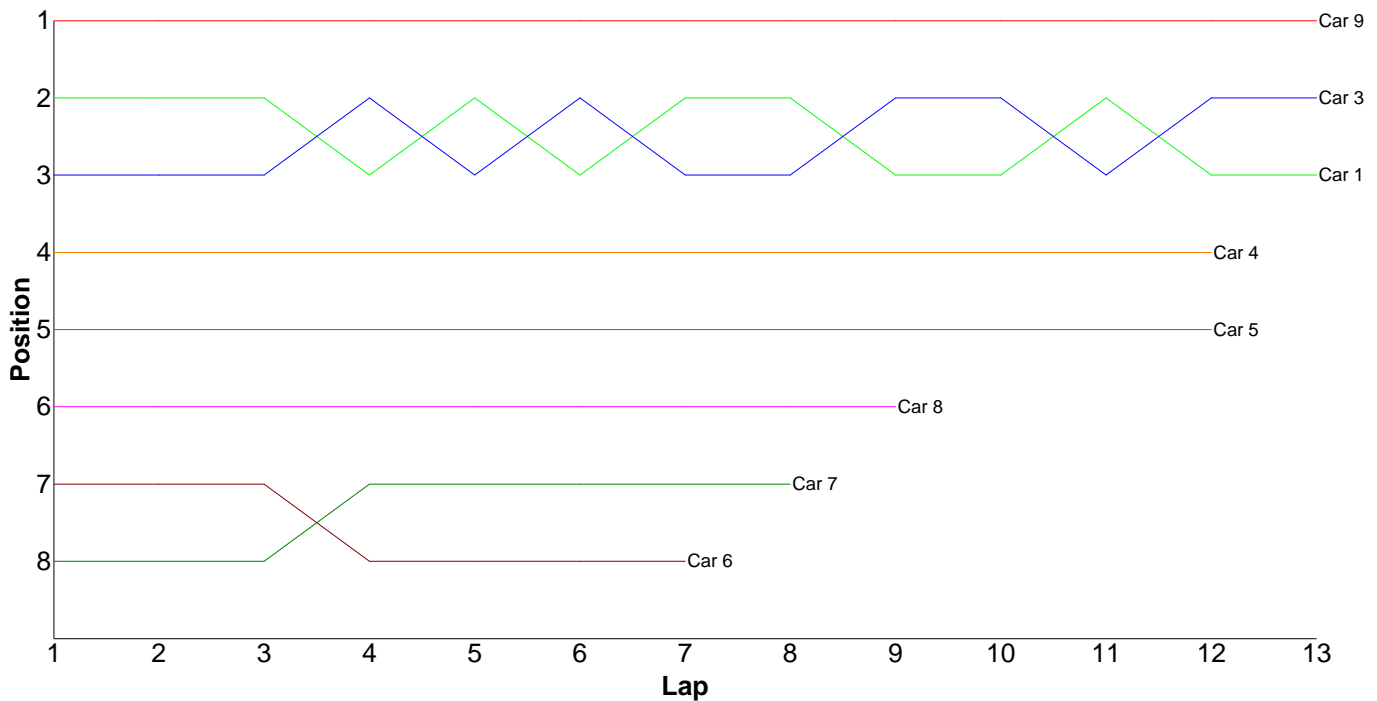
Lap	Car 1	Car 2	Car 3	Car 4	Car 5	Car 6	Car 7	Car 8	Car 9
1	16.14	16.37	17.01	18.22	18.71	17.17	27.05	23.74	18.02
2	16.43	16.40	16.89	17.19	17.79	16.90	20.21	25.65	20.79
3	16.00	16.15	17.25	17.04	18.39	17.86	19.04	23.80	18.04
4	16.13	16.54	17.25	17.44	17.97	17.04	20.14	24.04	17.91
5	16.17	16.50	16.90	17.77	17.44	16.93	19.30	34.58	18.18
6	16.23	16.60	17.00	17.78	17.49	16.92	19.15	23.24	17.72
7	16.18	16.82	17.71	16.93	17.11	17.00	19.19	20.60	17.93
8	16.12	16.79	17.10	17.72	17.63	16.72	18.11	22.39	17.75
9	16.35	16.52	17.10	17.52	18.17	16.75	19.44	27.11	18.68
10	16.11	17.36	16.94	16.69	17.58	16.65	18.45	23.62	17.42
11	16.21	16.62	16.96	17.44	16.99	16.79	18.97	23.70	17.73
12	16.02	16.65	16.83	17.26	17.11	16.90	23.49	21.89	17.80
13	16.06	16.52	17.06	17.14	17.70	16.50	18.67	20.63	17.64
14	16.12	16.49	16.95	17.37	17.01	16.56	21.32		17.75
15	16.23	16.22	17.15	17.07	17.25	16.57	18.40		18.15
16	16.16	16.62	17.95	17.20	17.92	17.38			19.16
17	16.20	16.79	17.05	17.99	18.00	16.92			18.73
18		16.68	16.81	17.31		16.69			
19		16.99							
20									



Heat 8 - Round 1 (Bikes 1/5th)

Pos	Car	Form	Name	Member Type	Car Make	Result	Ave	Best
1	9	F1	Roki Read	2008		13 / 304.96	23.45	23.03
2	3		Graham Clarke	G A		13 / 314.21	24.17	23.35
3	1		Simon Lancaster	G A		13 / 323.77	24.90	22.94
4	4	F2	Chris Groom	2008		12 / 305.76	25.48	23.52
5	5	F2	Dave Richards	2008		12 / 316.99	26.41	24.00
6	8	F2	Peter Chang	2008		9 / 309.52	34.39	27.03
7	7	F2	Matthew Book	2008		8 / 302.44	37.80	26.16
8	6		Richard Blissett	G A		7 / 309.42	44.20	28.01
9	2	F1	Andy Carless	2008		0 / 0.00	0.00	0.00

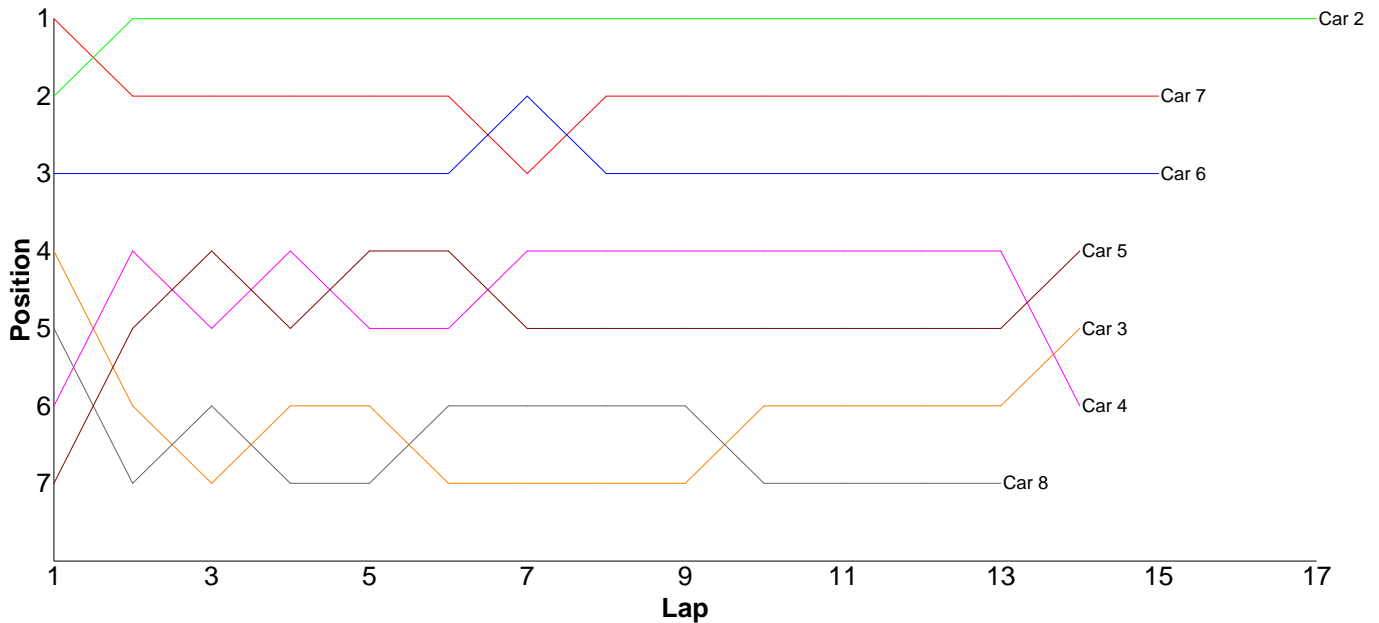
Lap	Car 1	Car 2	Car 3	Car 4	Car 5	Car 6	Car 7	Car 8	Car 9
1	24.33		25.75	30.50	34.09	68.13	80.69	49.29	23.43
2	23.61		23.63	24.96	24.89	32.37	43.89	35.77	23.23
3	24.85		23.59	25.46	24.96	40.77	28.39	41.07	23.74
4	24.75		24.09	25.07	24.80	46.39	28.44	35.47	23.73
5	22.94		24.66	24.79	25.19	62.94	26.16	27.03	23.56
6	26.37		24.40	25.21	24.00	30.81	28.75	27.12	23.26
7	23.32		24.19	24.38	26.81	28.01	32.28	31.40	24.25
8	23.17		23.45	27.40	24.56		33.84	28.57	23.73
9	24.83		23.35	24.93	27.12			33.80	23.18
10	23.06		23.96	25.27	26.16				23.16
11	23.24		23.95	23.52	29.06				23.30
12	29.66		23.70	24.27	25.35				23.36
13	29.64		25.49						23.03
14									



Heat 9 - Round 1 (IC Touring)

Pos	Car	Form	Name	Member Type	Car Make	Result	Ave	Best
1	2	F1	John Zottl	2008	Xray	17 / 317.49	18.67	18.18
2	7	F2	Mark Fagan	2008	Serpent	15 / 300.12	20.00	18.05
3	6	F2	Phillip Pullen	2008	Mugen	15 / 307.82	20.52	19.20
4	5	F2	James Rumble	2008	Xray	14 / 304.48	21.74	19.28
5	3	F2	Les Mainwaring	2008	Mugen	14 / 310.42	22.17	19.15
6	4	F2	Jim Beesley	2008	Serpent	14 / 310.75	22.19	19.40
7	8	F2	Colin Taggart	2008	Xray	13 / 304.78	23.44	21.44
8	1	F1	Mark Green	2008		0 / 0.00	0.00	0.00

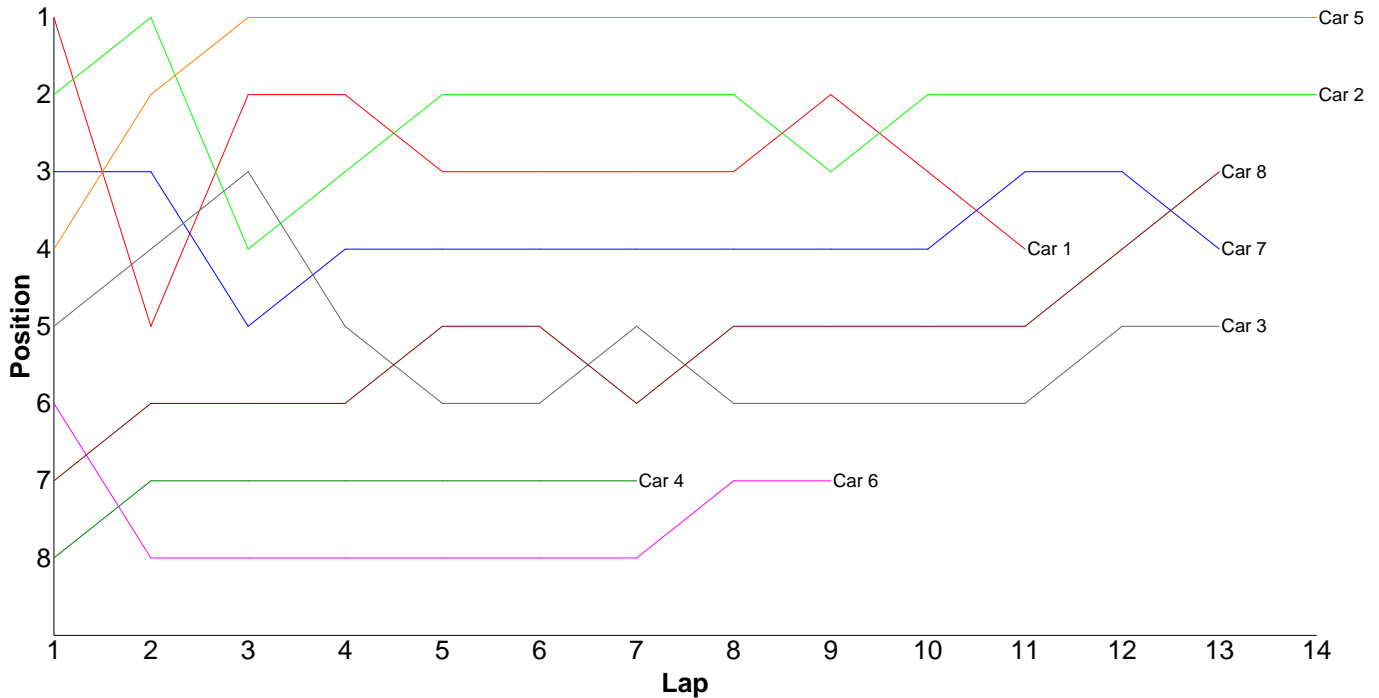
Lap	Car 1	Car 2	Car 3	Car 4	Car 5	Car 6	Car 7	Car 8
1		18.95	21.52	22.30	24.06	19.41	18.08	21.89
2		19.09	26.33	20.73	19.35	22.00	23.19	26.73
3		19.38	24.25	21.38	20.88	19.79	18.81	21.68
4		18.26	19.62	20.90	22.39	19.20	18.05	21.45
5		18.83	20.44	22.94	20.65	19.30	18.32	22.34
6		18.39	26.35	20.78	20.11	20.89	20.99	21.80
7		18.59	31.46	21.74	27.83	20.25	25.39	25.18
8		18.42	20.73	19.99	19.63	23.02	20.29	21.44
9		19.07	19.47	19.62	28.42	20.46	19.45	21.60
10		18.47	19.15	19.40	19.28	19.28	19.32	26.71
11		18.20	19.22	24.48	19.74	19.31	19.74	23.94
12		18.26	19.51	26.04	19.48	19.21	19.75	23.51
13		18.69	20.12	24.00	23.08	19.72	18.60	26.51
14		19.07	22.25	26.45	19.58	20.11	21.03	
15		18.18				25.87	19.11	
16		18.61						
17		19.03						
18								



Heat 1 - Round 2 (Formula GT)

Pos	Car	Form	Name	Member Type	Car Make	Result	Ave	Best
1	5	F4	Gerald Page	2008	Associated	14 / 308.50	22.03	20.55
2	2	F3	Dave Skelton	2008	Associated	14 / 317.00	22.64	20.49
3	8		Jon Wilkins	2008	Tamiya	13 / 309.72	23.82	21.08
4	7	F4	Neil Talbot	2008	Tamiya	13 / 312.14	24.01	21.81
5	3	F4	Martin Trice	2008	HPI	13 / 313.09	24.08	22.26
6	1	F3	Nigel Moss	2008	Tamiya	11 / 261.38	23.76	20.07
7	6	F4	Brian Killick	2008	Tamiya	9 / 310.78	34.53	28.95
8	4	F4	Scott Stokes	2008	Tamiya	7 / 196.25	28.03	24.98

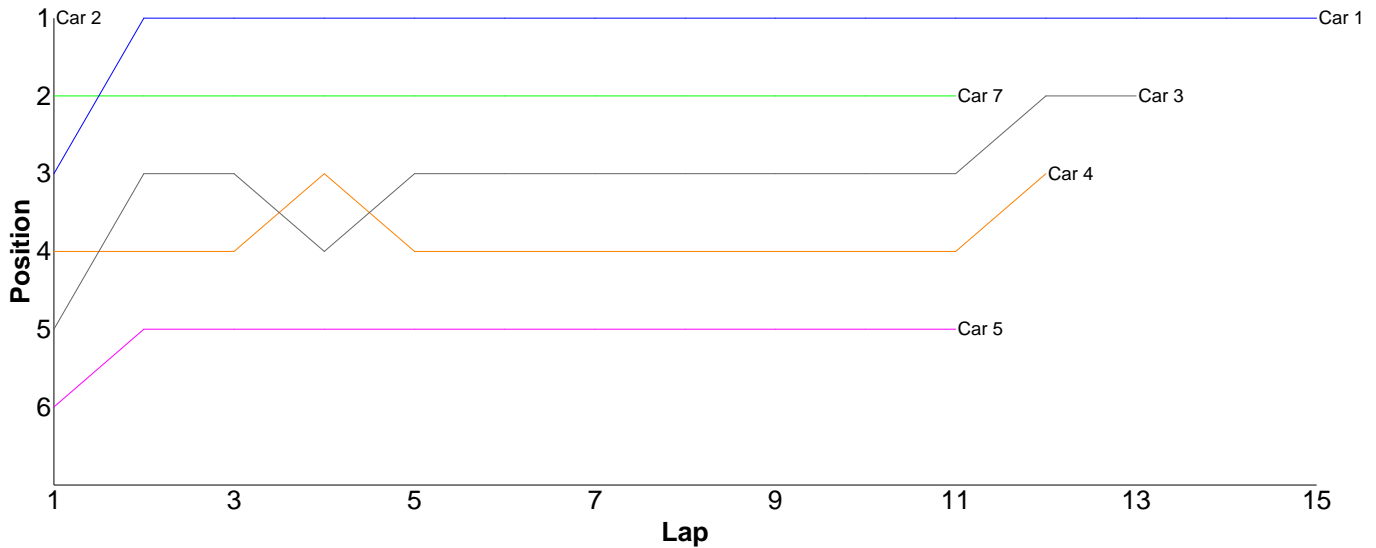
Lap	Car 1	Car 2	Car 3	Car 4	Car 5	Car 6	Car 7	Car 8
1	20.07	22.01	26.03	39.23	23.03	33.71	22.72	33.94
2	31.36	23.48	24.20	25.86	23.51	43.03	26.57	22.11
3	21.77	29.40	24.24	27.30	20.95	32.37	25.97	24.05
4	22.12	21.63	23.81	26.55	22.81	41.42	22.84	24.18
5	22.47	21.17	29.71	24.98	21.24	36.62	27.07	23.17
6	22.77	20.49	24.84	26.62	21.11	31.62	22.40	22.38
7	21.68	20.69	23.13	25.71	23.31	29.91	22.20	26.15
8	22.21	22.62	23.45		21.64	28.95	22.98	22.25
9	20.84	26.66	23.23		20.55	33.15	21.81	21.78
10	28.64	23.14	22.92		21.86		22.14	21.48
11	27.45	21.69	22.75		22.67		23.03	24.97
12		21.42	22.26		22.06		25.22	21.08
13		20.80	22.52		23.21		27.19	22.18
14		21.80			20.55			
15								



Heat 2 - Round 2 (EP Sport)

Pos	Car	Form	Name	Member Type	Car Make	Result	Ave	Best
1	1	F1	Dave Tims	2008	Tamiya	15 / 315.01	21.00	20.32
2	3		Jason Elliot	G A	Tamiya	13 / 311.72	23.97	22.61
3	4	F2	Nicholas Mugridge	2008	HPI	12 / 303.27	25.27	22.56
4	7		Scott Hauser	2008	Schumacher	11 / 241.08	21.91	20.73
5	5	F2	Hannah Carless (J)	2008	Tamiya	11 / 324.68	29.51	25.29
6	2	F1	Matt Tims	2008	Tamiya	1 / 20.45	20.45	20.45
7	6		Ricky Emms	G A	Associated	0 / 0.00	0.00	0.00

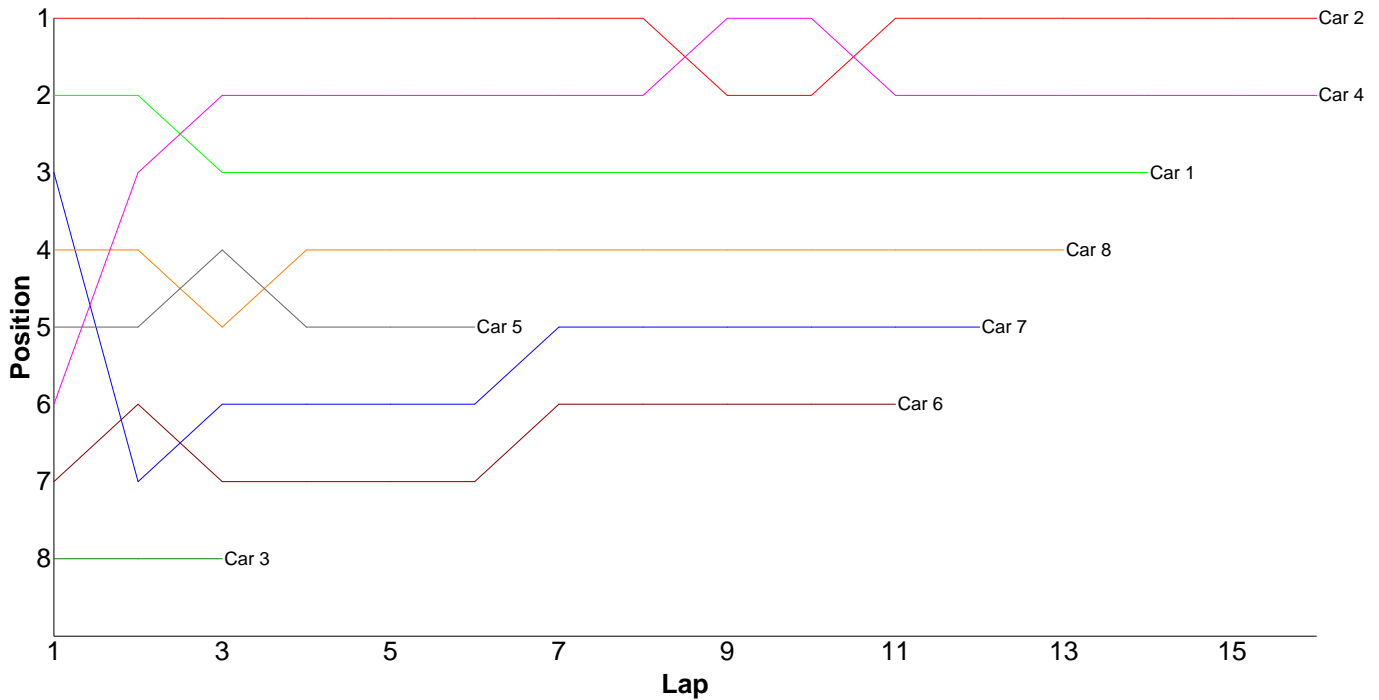
Lap	Car 1	Car 2	Car 3	Car 4	Car 5	Car 6	Car 7
1	21.26	20.45	24.74	23.73	28.59		20.94
2	20.57		24.68	27.98	26.34		21.00
3	20.64		24.24	23.20	30.99		20.80
4	21.57		24.23	22.56	26.34		21.30
5	20.36		22.61	23.29	27.02		20.80
6	20.73		25.96	30.52	35.14		20.86
7	22.15		23.28	23.19	36.71		21.60
8	20.68		23.96	29.61	27.58		21.25
9	20.39		23.82	24.04	26.28		20.73
10	20.96		23.82	27.66	34.40		21.15
11	23.17		23.55	22.59	25.29		30.65
12	20.65		23.72	24.90			
13	20.84		23.11				
14	20.32						
15	20.72						
16							



Heat 3 - Round 2 (Stock Touring)

Pos	Car	Form	Name	Member Type	Car Make	Result	Ave	Best
1	2	F2	Mick Barnes	2008	Xray	16 / 315.59	19.72	18.96
2	4		James Davis	2009	Tamiya	16 / 318.11	19.88	19.00
3	1	F2	Robin Francis	2008	Hot Bodies	14 / 300.74	21.48	19.63
4	8	F2	Andy Lewis	2008	Hot Bodies	13 / 308.30	23.71	21.19
5	7		Cody Church (J)	G A	Hot Bodies	12 / 311.16	25.93	21.39
6	6		Tom Foy	G A	Hot Bodies	11 / 303.12	27.55	21.98
7	5	F2	Lee Smith	2008	Associated	6 / 138.73	23.12	19.84
8	3	F2	Kieran Stokes (J)	2008	Xray	3 / 213.97	71.32	19.25

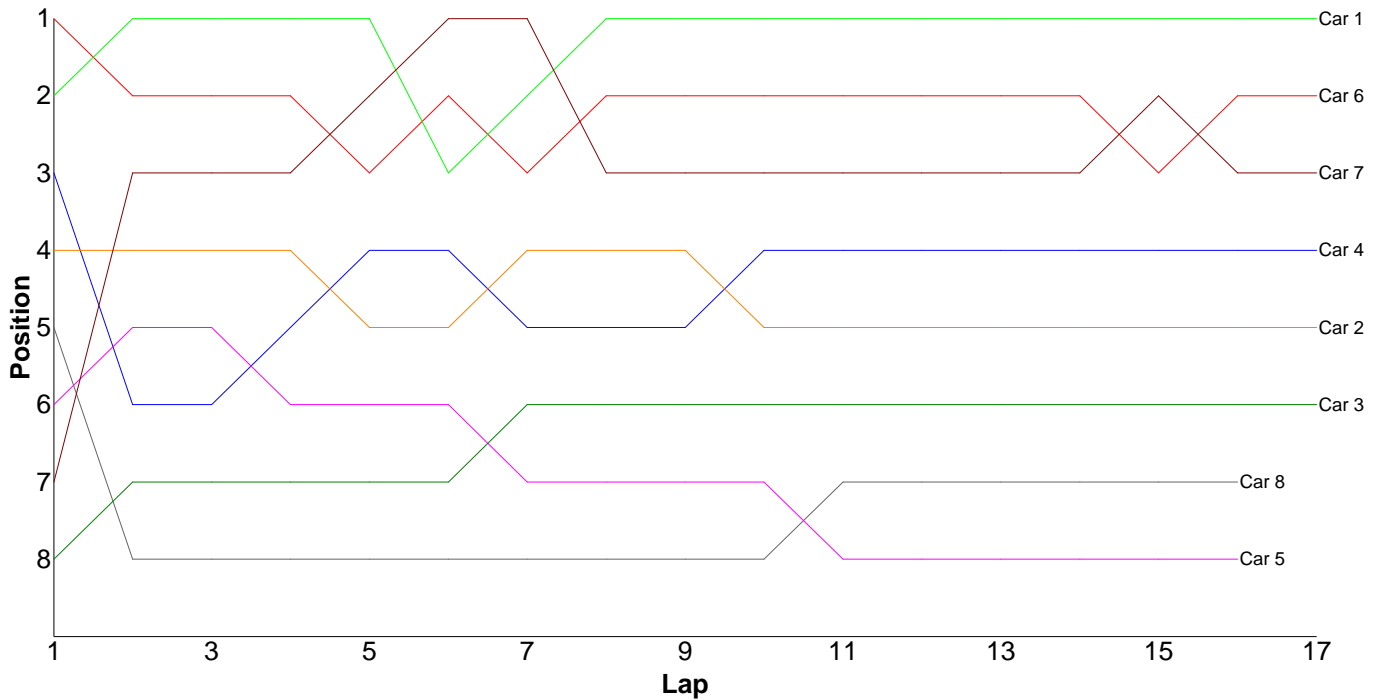
Lap	Car 1	Car 2	Car 3	Car 4	Car 5	Car 6	Car 7	Car 8
1	21.04	19.64	173.72	25.20	24.92	25.85	21.39	23.25
2	22.71	18.96	19.25	19.25	23.21	26.00	32.28	23.16
3	20.30	19.63	21.00	19.15	21.71	33.98	22.24	23.95
4	26.63	19.80		19.46	27.88	36.69	30.47	21.19
5	19.73	19.67		19.21	21.17	38.50	24.94	23.62
6	21.63	20.51		19.62	19.84	25.93	25.13	22.62
7	20.21	19.40		19.00		21.98	25.11	21.93
8	21.43	19.93		19.18		22.40	32.18	23.87
9	20.43	22.92		19.35		23.40	25.15	31.95
10	20.92	19.41		19.91		26.14	25.83	23.00
11	19.63	19.27		21.40		22.25	22.43	22.44
12	22.82	19.04		19.65			24.01	21.60
13	21.33	19.19		19.32				25.72
14	21.93	19.71		20.06				
15		19.26		19.08				
16		19.25		19.27				
17								



Heat 4 - Round 2 (Stock Touring)

Pos	Car	Form	Name	Member Type	Car Make	Result	Ave	Best
1	1	F1	Nigel Moss	2008	Hot Bodies	17 / 301.56	17.73	17.36
2	6	F1	David Clift	2009		17 / 311.54	18.32	17.53
3	7	F1	Jon Wilkins	2008	Hot Bodies	17 / 312.22	18.36	17.55
4	4	F1	Trevor Scrase	2008	Xray	17 / 313.71	18.45	17.78
5	2	F1	Kevin Bissell	2008	Hot Bodies	17 / 316.40	18.61	18.05
6	3	F1	Neil Pilkington	2008	Hot Bodies	17 / 318.09	18.71	18.02
7	8	F2	Scott Stokes	2008	Xray	16 / 307.56	19.22	17.93
8	5	F1	Ian Cairns	2008	Xray	16 / 310.32	19.39	18.22

Lap	Car 1	Car 2	Car 3	Car 4	Car 5	Car 6	Car 7	Car 8
1	17.80	18.62	19.08	18.60	18.69	17.76	18.78	18.63
2	17.42	18.11	18.96	19.13	18.22	18.28	17.79	23.24
3	18.30	18.48	18.89	18.30	18.92	18.38	18.03	18.76
4	17.73	18.35	18.55	17.83	18.61	17.71	17.64	19.41
5	17.77	19.10	19.00	17.98	18.74	17.85	17.55	18.57
6	18.98	18.36	18.94	18.58	18.82	18.01	17.81	18.79
7	17.81	18.21	18.62	19.62	20.63	17.83	18.04	22.11
8	17.81	18.31	18.48	18.00	23.68	18.02	19.79	19.62
9	17.52	18.50	18.39	18.01	19.42	17.98	18.72	18.60
10	17.66	18.36	18.75	17.99	19.01	17.99	18.00	18.36
11	17.56	18.17	18.61	18.12	20.88	18.43	17.65	17.93
12	17.36	18.09	19.12	17.78	20.03	17.95	17.85	18.64
13	17.69	20.40	18.49	20.40	18.73	18.10	18.27	18.19
14	17.38	18.05	18.02	18.30	18.54	17.69	18.74	18.71
15	17.57	20.31	18.67	19.25	18.98	24.14	21.13	18.93
16	17.57	18.60	18.59	17.88	18.42	17.89	18.37	19.07
17	17.63	18.38	18.93	17.94		17.53	18.06	
18								

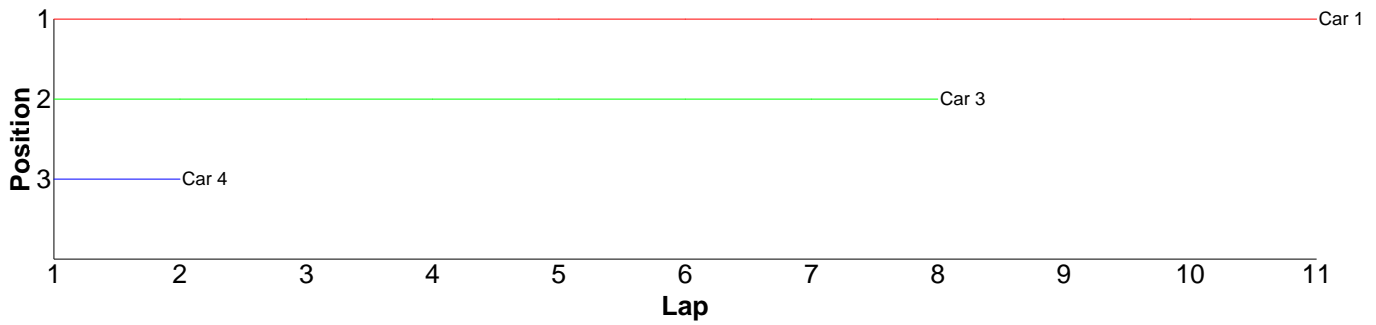


Heat 5 - Round 2 (Bikes 1/8th)

Pos	Car	Form	Name	Member Type	Car Make	Result	Ave	Best
1	1		Chris Groom	2008		11 / 299.84	27.25	25.53
2	3		Peter Chang	2009		8 / 298.41	37.30	31.50
3	4		Tom Griffin	G A		2 / 284.51	142.25	96.63
=4	2		Dave Richards	2008		0 / 0.00	0.00	0.00
=4	5		Gerald Page	2008		0 / 0.00	0.00	0.00

Lap	Car 1	Car 2	Car 3	Car 4	Car 5
-----	-------	-------	-------	-------	-------

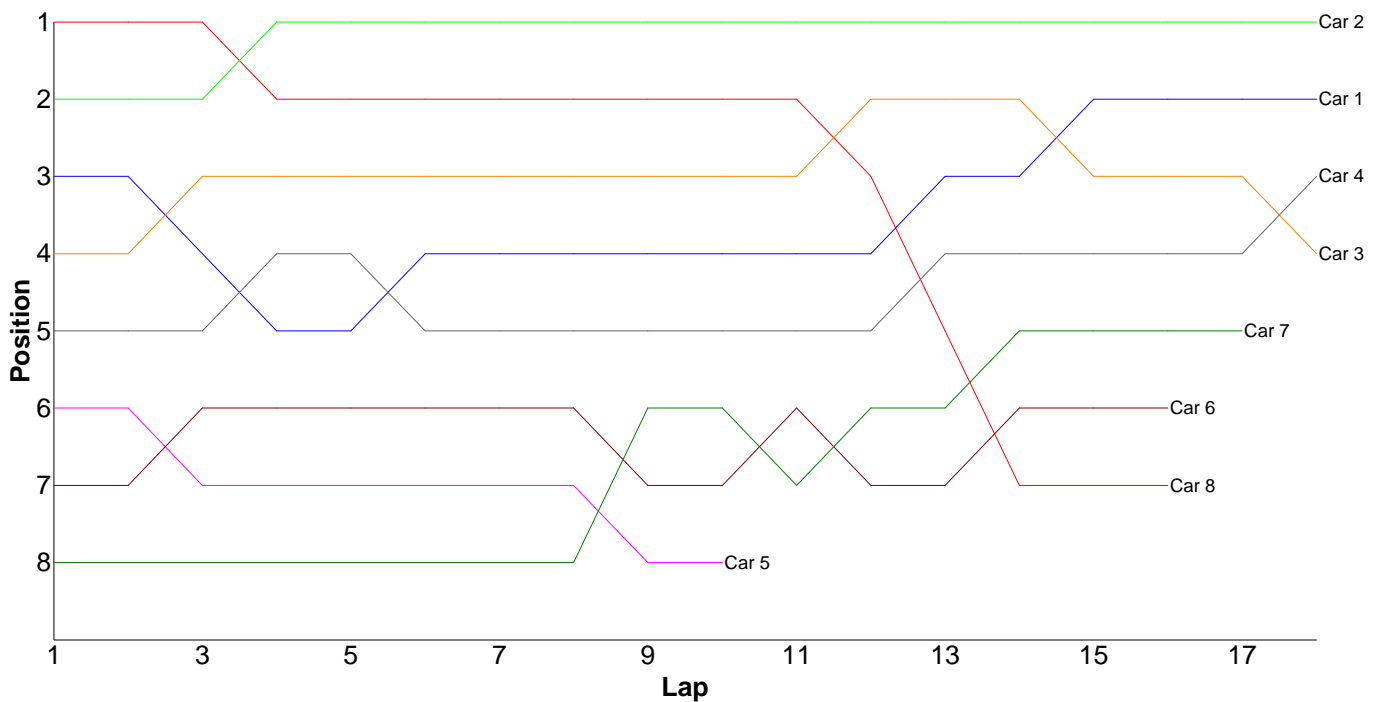
1	26.21		33.53	187.88	
2	29.25		46.75	96.63	
3	26.25		32.82		
4	26.63		40.87		
5	26.13		39.02		
6	26.90		39.73		
7	26.15		31.50		
8	33.68		34.19		
9	26.66				
10	26.45				
11	25.53				
12					



Heat 6 - Round 2 (Pro-Stock)

Pos	Car	Form	Name	Member Type	Car Make	Result	Ave	Best
1	2	F1	Brian Killick	2008	Xray	18 / 310.75	17.26	16.56
2	1		Kieran Clift (J)	2009	Schumacher	18 / 314.41	17.46	16.83
3	4		Damian Giddins	G A	Xray	18 / 316.85	17.60	17.10
4	3	F2	Neil Talbot	2008	Xray	18 / 316.95	17.60	17.04
5	7		Darren Sullivan	G A	Serpent	17 / 316.78	18.63	17.07
6	6		Mark Fagan	2008	Serpent	16 / 300.58	18.78	17.38
7	8		Spencer Jones	G A	Xray	16 / 305.11	19.06	16.47
8	5		Tony Foster	G A	Associated	10 / 194.45	19.44	17.35

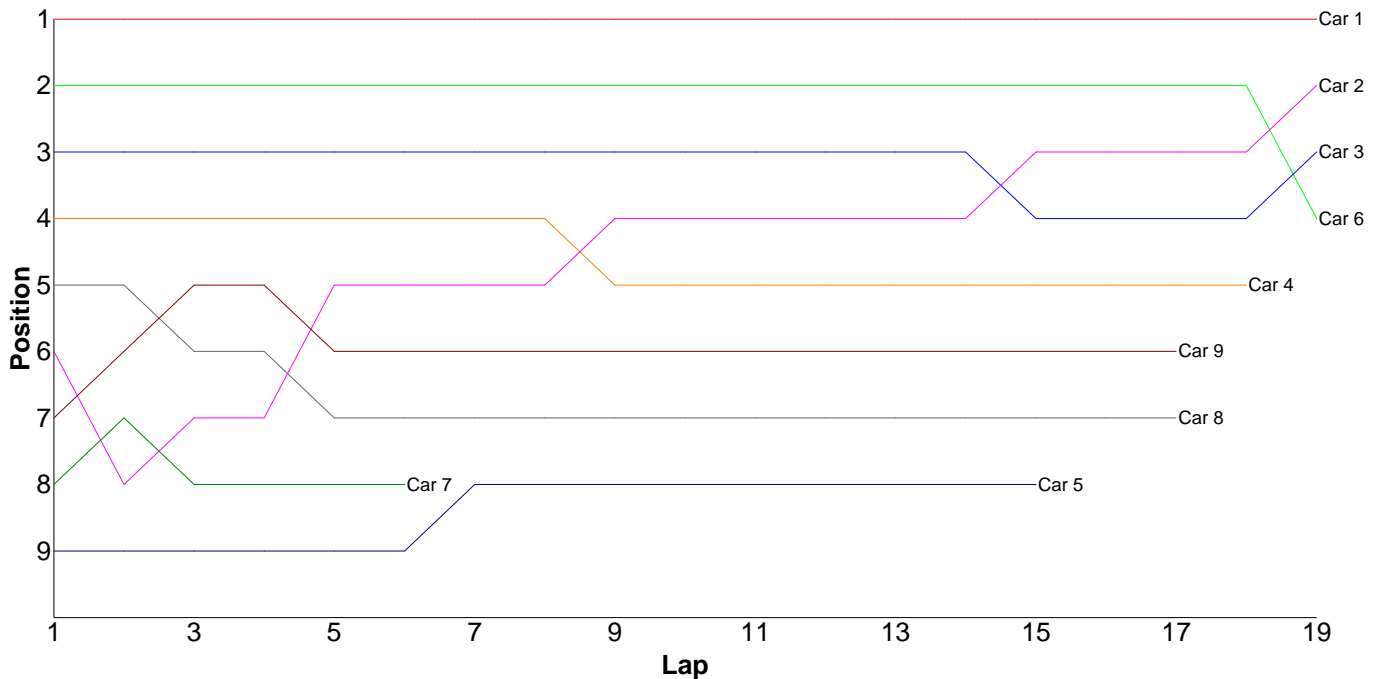
Lap	Car 1	Car 2	Car 3	Car 4	Car 5	Car 6	Car 7	Car 8
1	17.44	16.82	17.51	17.60	17.84	18.44	27.46	16.47
2	17.35	16.56	17.56	17.49	17.69	18.06	17.38	16.49
3	17.90	17.22	17.41	17.63	20.61	17.92	18.31	17.40
4	17.65	16.74	17.12	17.49	18.00	18.11	17.74	17.08
5	17.49	17.20	17.30	17.61	19.04	17.53	17.32	17.50
6	17.52	16.92	17.58	17.70	19.61	18.06	17.35	17.09
7	17.93	16.98	17.04	18.28	17.35	17.70	17.29	18.44
8	17.17	16.76	17.40	17.15	17.68	17.38	17.07	16.68
9	17.42	17.44	17.06	17.56	23.42	24.53	17.58	17.76
10	17.25	17.44	17.78	17.56	23.21	17.99	18.14	17.78
11	17.37	17.27	17.53	17.32		17.70	17.79	17.74
12	17.58	17.39	17.34	17.77		25.96	17.51	18.89
13	17.17	17.26	17.49	17.49		17.79	19.30	20.53
14	17.53	19.77	17.97	18.22		17.62	18.86	40.89
15	16.83	17.80	18.47	17.79		17.60	17.51	17.33
16	17.28	17.10	17.21	17.46		18.19	21.40	17.04
17	18.09	17.16	17.70	17.10			18.77	
18	17.44	16.92	19.48	17.63				
19								



Heat 7 - Round 2 (Pro-Stock)

Pos	Car	Form	Name	Member Type	Car Make	Result	Ave	Best
1	1	F1	Glen Westwood	2008	Serpent	19 / 309.51	16.29	15.36
2	2	F1	Jay Westwood	2008	Schumacher	19 / 313.48	16.49	15.81
3	3	F1	Matthew Quinlisk	2008	Hot Bodies	19 / 316.18	16.64	16.24
4	6	F1	Ori Sohachevsky	2008	Schumacher	19 / 317.34	16.70	15.84
5	4	F1	Tim Langdell	2008	Serpent	18 / 303.15	16.84	16.07
6	9	F1	Scott Hauser	2008	Xray	17 / 306.46	18.02	16.96
7	8	F1	Jamie Vassallo	2008	Schumacher	17 / 312.50	18.38	17.04
8	5	F1	Nick Adams	2008	Tamiya	15 / 318.44	21.22	16.16
9	7	F1	Dave Skelton	2008	Xray	6 / 112.01	18.66	17.32

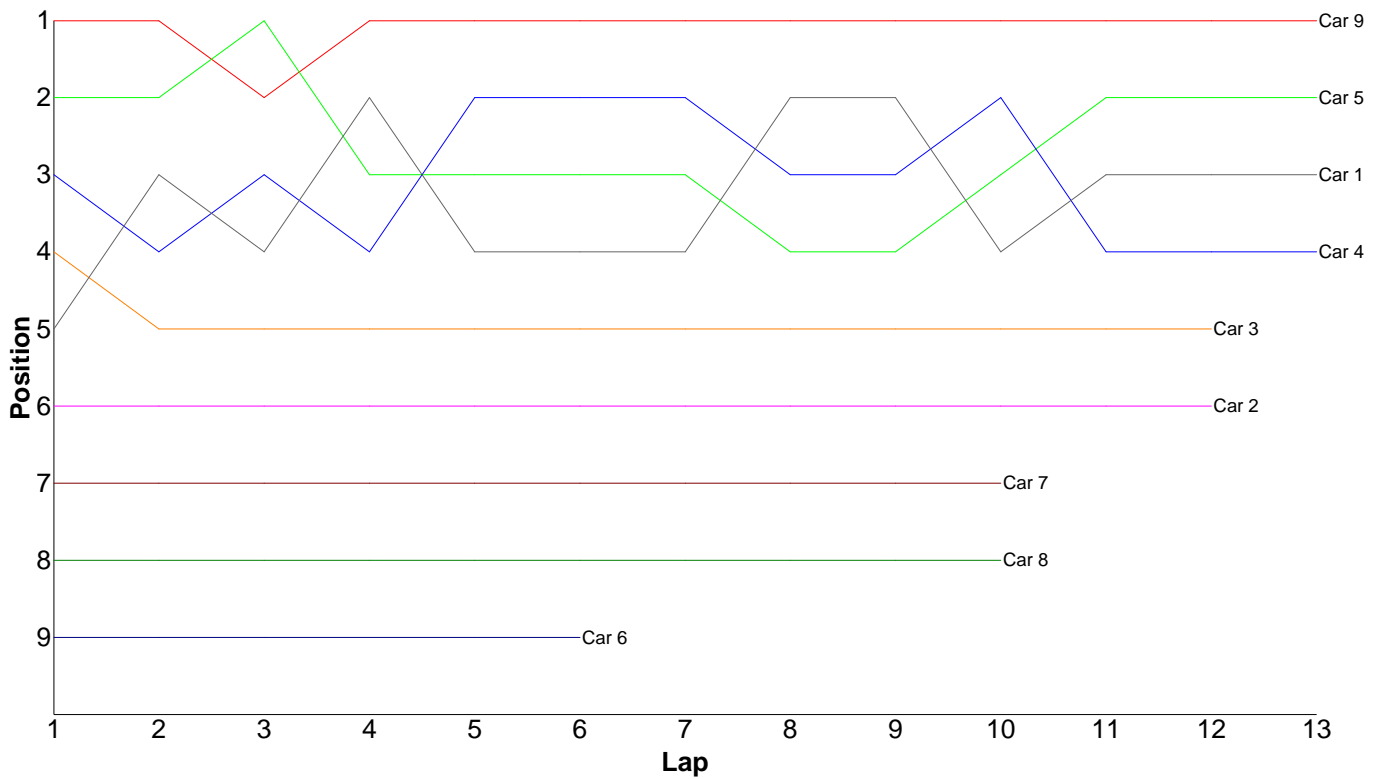
Lap	Car 1	Car 2	Car 3	Car 4	Car 5	Car 6	Car 7	Car 8	Car 9
1	15.36	17.64	16.56	17.04	74.93	16.44	18.17	17.54	17.64
2	15.54	20.53	16.49	18.10	19.19	16.09	18.12	17.63	17.63
3	15.76	16.43	16.78	16.56	16.84	16.21	18.89	17.75	17.49
4	15.48	16.36	16.67	17.04	16.63	17.07	17.32	17.48	17.42
5	15.50	16.05	16.57	16.30	16.16	16.28	20.98	18.88	18.76
6	15.66	16.25	16.38	16.64	17.04	16.23	18.53	22.55	17.23
7	16.31	16.76	16.53	16.94	16.75	16.57		18.72	18.57
8	15.96	16.09	16.39	16.52	16.87	16.62		17.04	18.30
9	15.92	15.93	16.71	17.80	16.86	16.42		17.83	17.47
10	15.88	16.77	18.09	16.81	18.59	16.40		18.17	18.15
11	15.78	16.08	16.68	17.05	16.75	16.35		19.10	16.96
12	15.72	16.19	16.73	16.80	16.35	15.99		17.30	17.62
13	15.77	16.31	16.57	16.32	16.50	16.07		18.80	18.01
14	15.66	16.13	16.24	16.07	16.96	16.21		18.12	17.73
15	15.43	15.99	16.52	17.10	22.02	16.38		18.21	19.13
16	15.63	15.81	16.28	16.78		15.87		19.72	18.48
17	15.62	16.13	16.58	16.67		15.84		17.66	19.87
18	15.52	15.88	16.62	16.61		15.94			
19	27.01	16.15	16.79			24.36			
20									



Heat 8 - Round 2 (Bikes 1/5th)

Pos	Car	Form	Name	Member Type	Car Make	Result	Ave	Best
1	9	F1	Roki Read	2008		13 / 302.13	23.24	22.45
2	5	F2	Dave Richards	2008		13 / 310.02	23.84	23.15
3	1		Simon Lancaster	G A		13 / 315.25	24.25	22.69
4	4	F2	Chris Groom	2008		13 / 317.34	24.41	22.89
5	3		Graham Clarke	G A		12 / 305.78	25.48	23.64
6	2	F1	Andy Carless	2008		12 / 308.90	25.74	24.62
7	7	F2	Matthew Book	2008		10 / 319.42	31.94	25.45
8	8	F2	Peter Chang	2008		10 / 327.06	32.70	27.14
9	6		Richard Blissett	G A		6 / 325.00	54.16	25.46

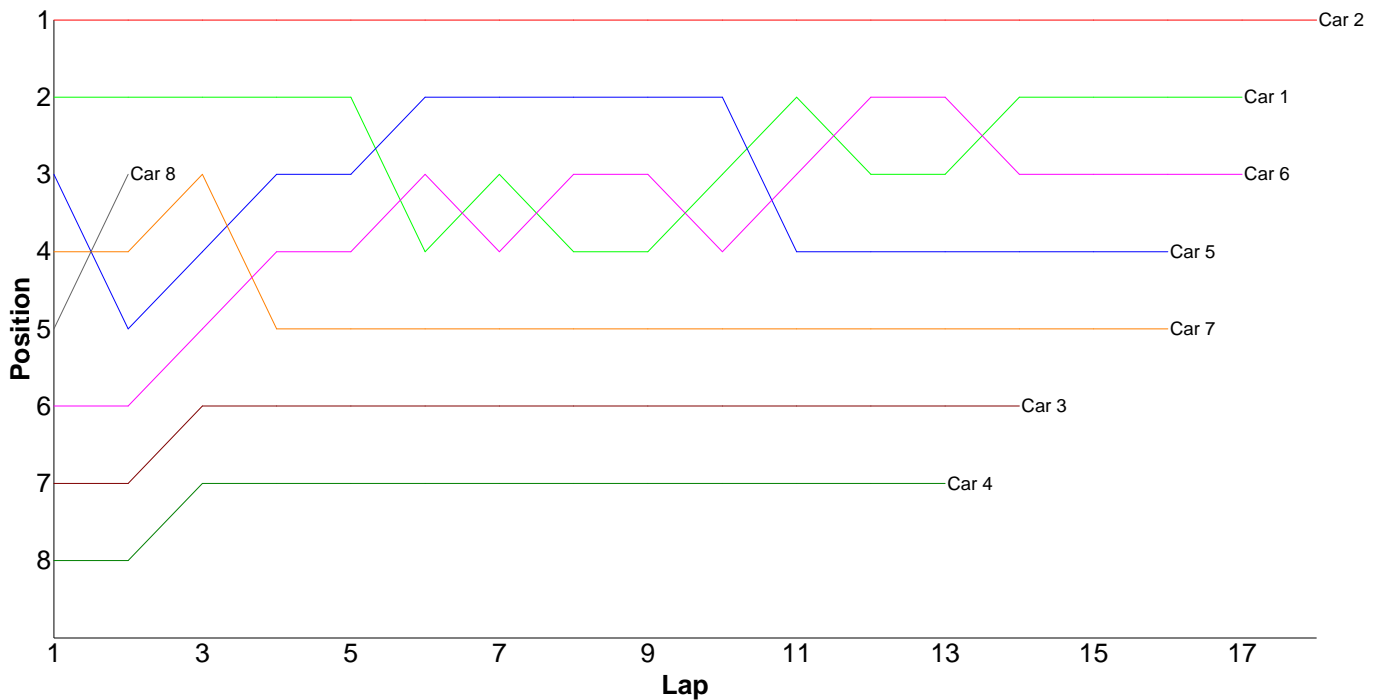
Lap	Car 1	Car 2	Car 3	Car 4	Car 5	Car 6	Car 7	Car 8	Car 9
1	24.13	25.48	23.72	23.51	23.49	159.29	28.05	35.30	22.98
2	23.16	25.50	24.34	24.21	23.18	41.57	34.11	27.68	23.58
3	23.44	26.44	24.26	22.89	23.15	25.46	26.94	27.14	23.60
4	23.04	26.45	27.09	23.60	24.18	25.90	25.45	27.16	22.88
5	26.44	25.35	25.21	23.77	25.00	37.93	31.74	43.10	23.52
6	23.01	25.63	23.64	24.27	23.61	34.85	35.52	36.68	23.16
7	23.26	24.90	24.13	23.90	23.59		40.54	30.45	23.05
8	22.77	27.79	30.66	23.42	24.08		33.94	29.79	22.66
9	23.45	24.62	24.98	24.26	23.66		36.28	40.49	23.40
10	28.16	25.04	25.81	24.07	24.43		26.85	29.27	23.45
11	22.69	26.49	23.84	27.66	23.58				22.45
12	23.09	25.21	28.10	25.92	23.18				24.04
13	28.61			25.86	24.89				23.36
14									



Heat 9 - Round 2 (IC Touring)

Pos	Car	Form	Name	Member Type	Car Make	Result	Ave	Best
1	2	F1	John Zottl	2008	Xray	18 / 300.71	16.70	16.03
2	1	F1	Mark Green	2008		17 / 309.03	18.17	16.93
3	6	F2	Phillip Pullen	2008	Mugen	17 / 310.97	18.29	16.92
4	5	F2	James Rumble	2008	Xray	16 / 307.59	19.22	17.15
5	7	F2	Mark Fagan	2008	Serpent	16 / 307.75	19.23	17.11
6	3	F2	Les Mainwaring	2008	Mugen	14 / 304.14	21.72	18.75
7	4	F2	Jim Beesley	2008	Serpent	13 / 311.20	23.93	18.72
8	8	F2	Colin Taggart	2008	Xray	2 / 38.31	19.15	18.99

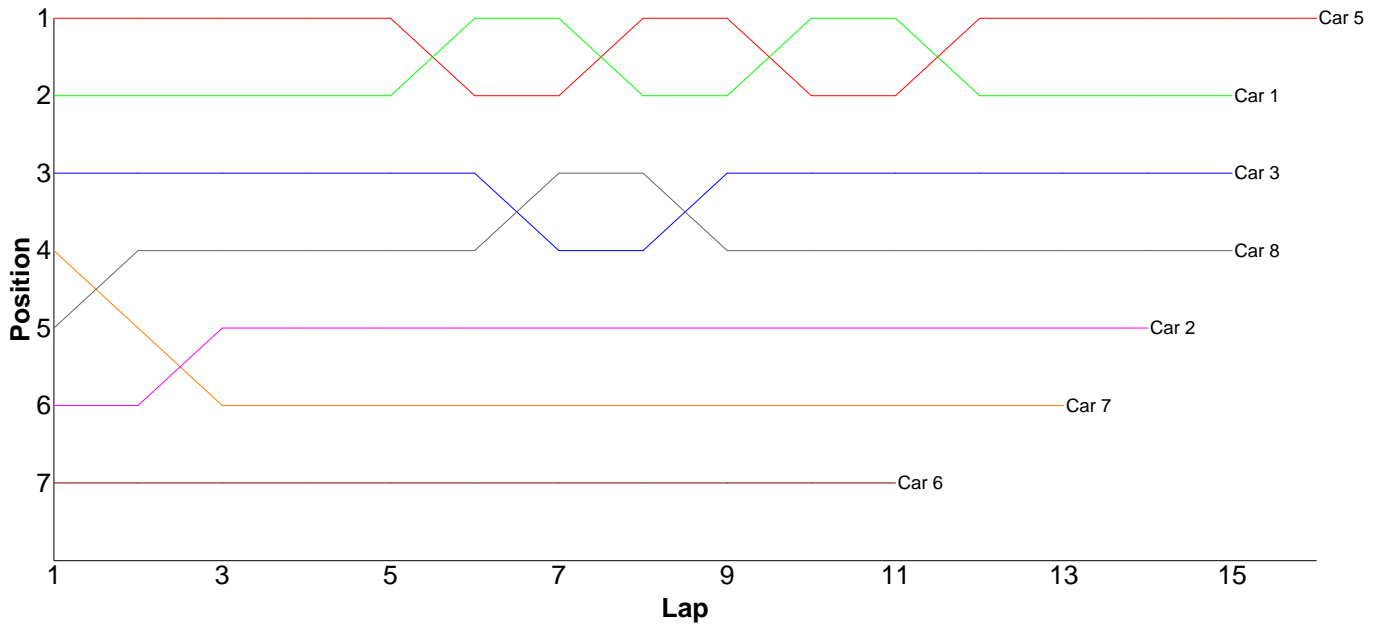
Lap	Car 1	Car 2	Car 3	Car 4	Car 5	Car 6	Car 7	Car 8
1	17.82	16.88	20.68	25.16	18.64	19.60	18.69	18.99
2	18.21	16.46	30.81	32.30	21.49	21.66	20.04	19.32
3	19.01	16.83	20.97	18.72	17.88	18.78	17.45	
4	17.89	16.16	19.96	20.25	17.15	17.96	23.36	
5	17.68	16.72	19.61	25.61	19.52	17.90	17.81	
6	23.50	16.39	19.08	22.62	17.80	17.33	22.63	
7	18.09	16.42	18.75	23.49	17.72	19.00	17.97	
8	17.81	16.26	20.54	34.01	17.31	17.35	18.11	
9	17.52	16.27	25.76	26.23	17.51	17.38	17.62	
10	17.07	16.49	19.57	19.55	18.54	19.11	17.37	
11	18.85	17.32	21.76	20.63	26.64	18.31	22.11	
12	18.53	16.68	22.62	19.70	19.03	16.92	18.83	
13	17.52	16.03	24.91	22.93	19.12	17.50	19.71	
14	17.45	18.60	19.12		18.46	18.72	18.36	
15	17.41	17.53			18.61	18.30	17.11	
16	17.74	16.23			22.17	17.52	20.58	
17	16.93	16.40				17.63		
18		17.04						
19								



Heat 1 - Round 3 (Formula GT)

Pos	Car	Form	Name	Member Type	Car Make	Result	Ave	Best
1	5	F4	Gerald Page	2008	Associated	16 / 315.90	19.74	18.74
2	1	F3	Nigel Moss	2008	Tamiya	15 / 304.29	20.28	18.50
3	3	F4	Martin Trice	2008	HPI	15 / 312.40	20.82	19.56
4	8		Jon Wilkins	2008	Tamiya	15 / 318.69	21.24	18.95
5	2	F3	Dave Skelton	2008	Associated	14 / 300.93	21.49	19.09
6	7	F4	Neil Talbot	2008	Tamiya	13 / 309.70	23.82	21.48
7	6	F4	Brian Killick	2008	Tamiya	11 / 313.69	28.51	22.12
8	4	F4	Scott Stokes	2008	Tamiya	0 / 0.00	0.00	0.00

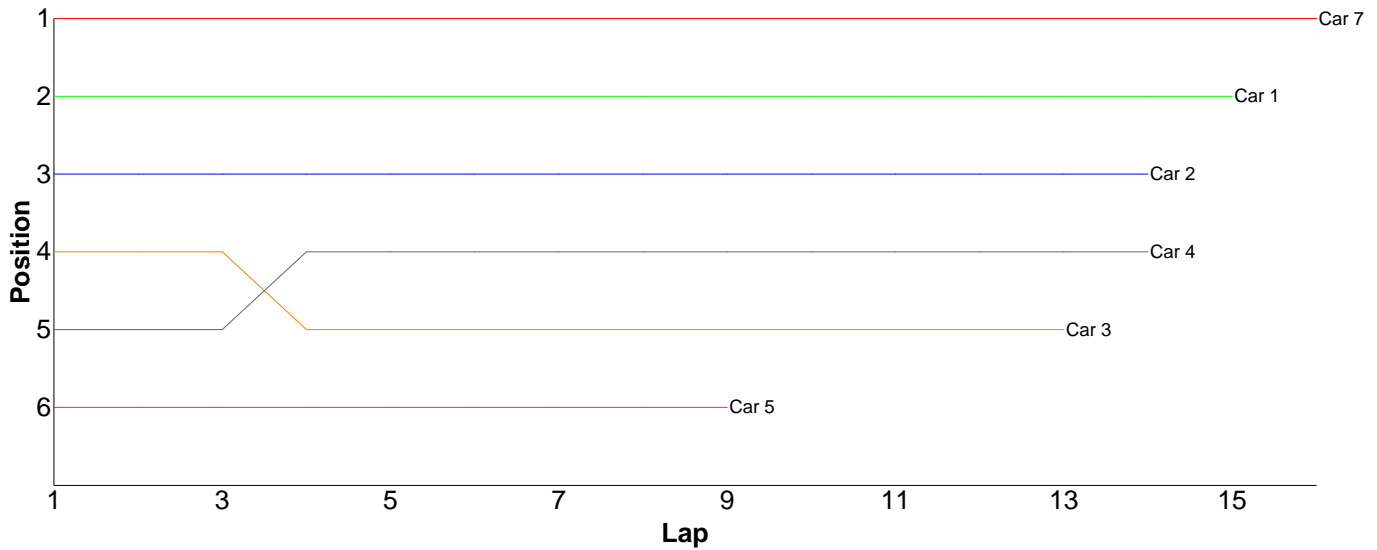
Lap	Car 1	Car 2	Car 3	Car 4	Car 5	Car 6	Car 7	Car 8
1	20.50	30.37	22.50		19.86	35.70	22.82	23.77
2	19.21	19.91	21.26		18.75	40.60	26.99	20.70
3	19.41	20.43	20.61		19.11	27.37	28.27	20.40
4	18.94	19.77	19.92		18.97	22.46	24.88	19.92
5	20.03	19.48	19.68		18.93	30.90	22.22	19.20
6	19.10	19.09	19.74		22.63	32.56	24.67	19.82
7	18.50	19.76	23.64		18.74	22.67	21.91	21.13
8	24.83	19.44	19.83		22.78	30.29	22.09	20.74
9	18.60	31.74	19.94		18.91	22.51	21.91	26.06
10	19.04	20.98	19.67		21.67	26.51	21.57	21.28
11	18.91	20.78	20.65		19.51	22.12	27.08	22.29
12	29.69	20.09	21.14		19.45		23.81	19.74
13	19.67	19.64	19.56		19.22		21.48	24.98
14	19.32	19.45	20.11		19.23			19.71
15	18.54		24.15		19.18			18.95
16					18.96			
17								



Heat 2 - Round 3 (EP Sport)

Pos	Car	Form	Name	Member Type	Car Make	Result	Ave	Best
1	7		Scott Hauser	2008	Schumacher	16 / 313.46	19.59	19.30
2	1	F1	Dave Tims	2008	Tamiya	15 / 316.05	21.07	20.25
3	2	F1	Matt Tims	2008	Tamiya	14 / 301.42	21.53	20.28
4	4	F2	Nicholas Mugridge	2008	HPI	14 / 316.40	22.60	21.66
5	3		Jason Elliot	G A	Tamiya	13 / 301.57	23.19	22.03
6	5	F2	Hannah Carless (J)	2008	Tamiya	9 / 312.79	34.75	27.86
7	6		Ricky Emms	G A	Associated	0 / 0.00	0.00	0.00

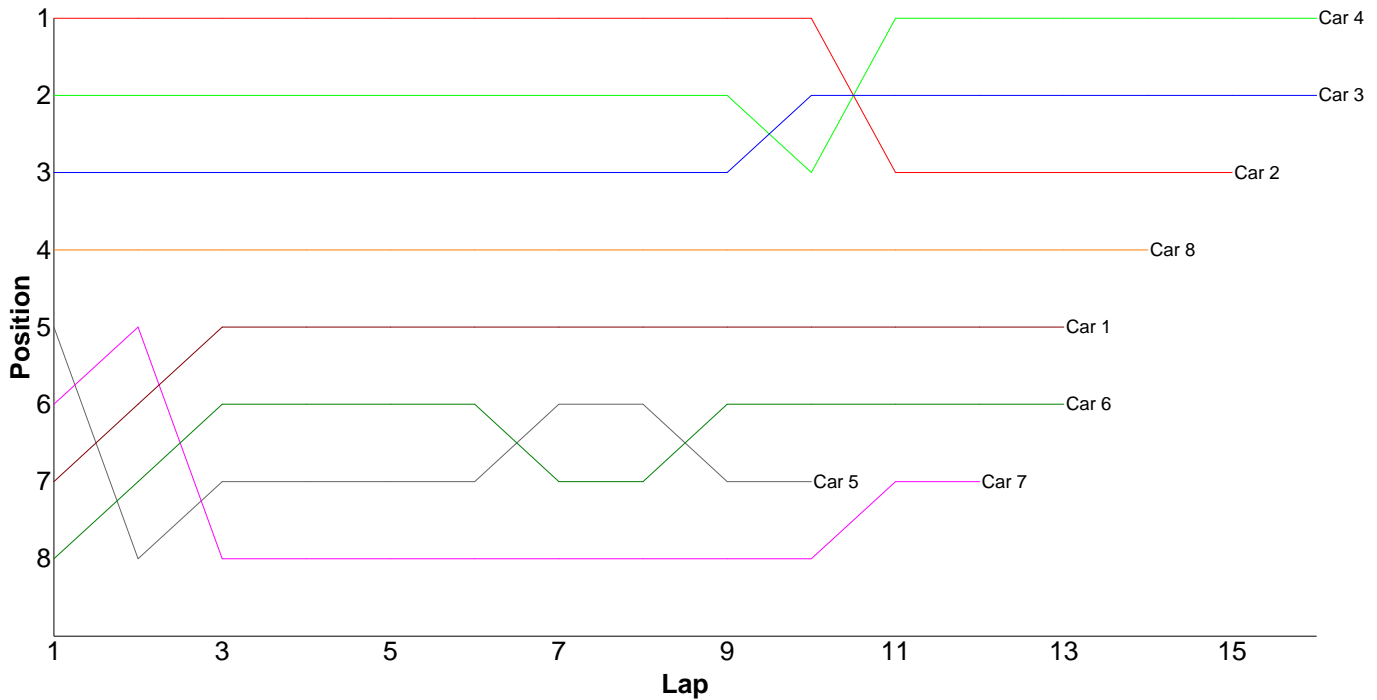
Lap	Car 1	Car 2	Car 3	Car 4	Car 5	Car 6	Car 7
1	21.05	21.68	22.09	23.86	33.67		19.92
2	20.40	20.58	22.40	22.66	36.52		19.62
3	21.75	25.27	25.12	23.21	29.05		19.70
4	24.81	23.05	22.32	22.19	32.46		19.77
5	20.59	22.02	23.73	23.39	33.77		19.69
6	20.84	22.35	22.96	22.62	54.08		19.52
7	20.70	22.45	23.70	22.33	30.66		19.37
8	20.37	20.91	22.84	22.25	27.86		19.50
9	20.47	20.41	23.75	23.34	34.72		19.46
10	20.33	20.92	22.03	22.69			19.33
11	23.07	20.28	22.69	22.42			19.56
12	20.72	20.34	23.05	21.78			19.69
13	20.29	20.34	24.89	21.66			19.30
14	20.41	20.82		22.00			19.48
15	20.25						19.72
16							19.83
17							



Heat 3 - Round 3 (Stock Touring)

Pos	Car	Form	Name	Member Type	Car Make	Result	Ave	Best
1	4		James Davis	2009	Tamiya	16 / 310.86	19.42	18.23
2	3	F2	Kieran Stokes (J)	2008	Xray	16 / 316.50	19.78	18.37
3	2	F2	Mick Barnes	2008	Xray	15 / 302.38	20.15	18.19
4	8	F2	Andy Lewis	2008	Hot Bodies	14 / 310.11	22.15	20.39
5	1	F2	Robin Francis	2008	Hot Bodies	13 / 304.00	23.38	19.66
6	6		Tom Foy	G A	Hot Bodies	13 / 330.71	25.43	20.84
7	7		Cody Church (J)	G A	Hot Bodies	12 / 304.26	25.35	21.34
8	5	F2	Lee Smith	2008	Associated	10 / 240.73	24.07	19.66

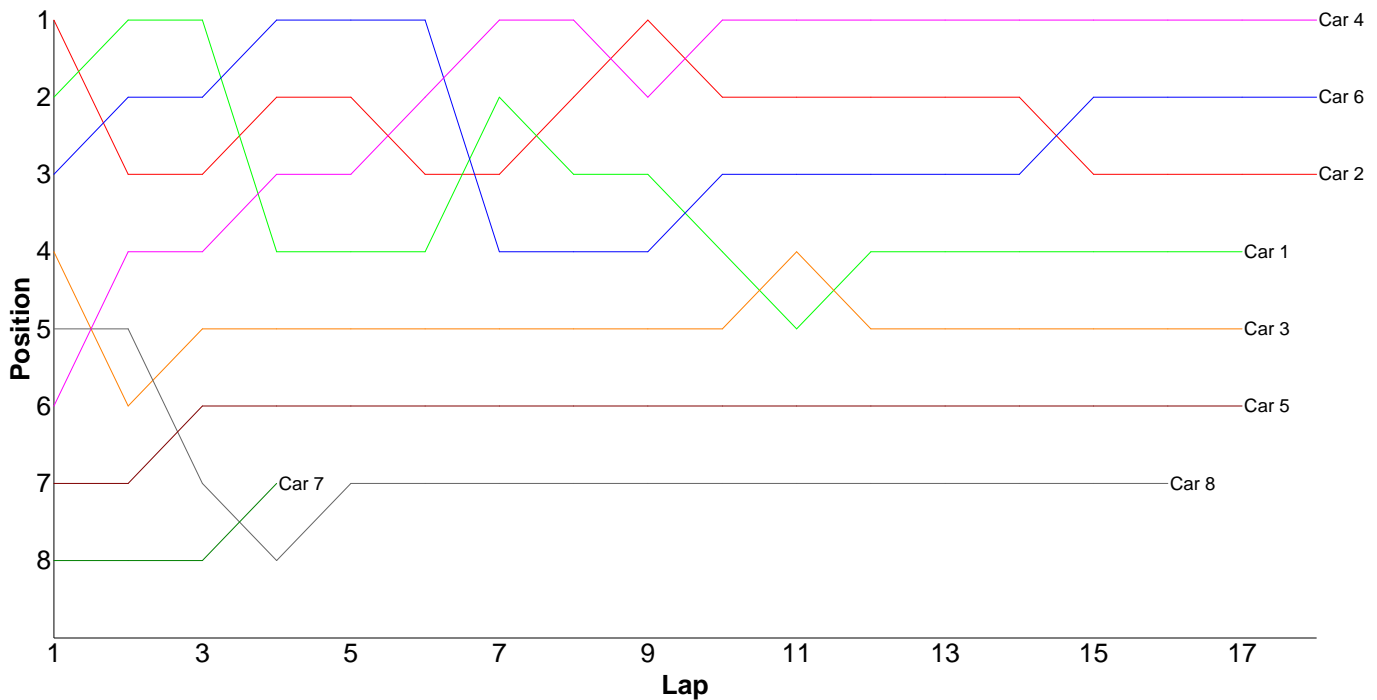
Lap	Car 1	Car 2	Car 3	Car 4	Car 5	Car 6	Car 7	Car 8
1	25.59	18.33	19.22	19.02	22.51	30.24	22.67	21.15
2	22.39	18.59	18.86	18.46	43.35	25.63	23.33	21.07
3	21.15	18.87	25.10	19.84	19.89	22.87	39.80	23.14
4	27.08	18.19	19.27	18.57	19.66	22.16	23.96	21.00
5	22.12	18.87	19.00	18.35	20.17	21.62	26.69	20.72
6	20.12	22.04	18.37	22.93	20.46	22.95	21.54	21.42
7	19.99	19.80	18.81	19.11	20.53	27.32	27.04	20.39
8	25.77	18.21	19.14	18.77	24.41	20.84	21.83	20.42
9	19.66	20.68	18.96	18.94	25.71	22.19	22.28	22.25
10	32.74	22.80	19.76	24.99	24.04	20.88	30.13	27.56
11	24.81	28.34	25.06	18.89		33.59	21.34	23.09
12	21.95	19.51	19.36	18.23		29.65	23.65	22.81
13	20.63	19.16	19.18	18.31		30.77		22.01
14		18.62	18.71	18.65				23.08
15		20.37	18.60	18.63				
16			19.10	19.17				
17								



Heat 4 - Round 3 (Stock Touring)

Pos	Car	Form	Name	Member Type	Car Make	Result	Ave	Best
1	4	F1	Trevor Scrase	2008	Xray	18 / 315.68	17.53	16.94
2	6	F1	David Clift	2009		18 / 315.81	17.54	16.92
3	2	F1	Kevin Bissell	2008	Hot Bodies	18 / 316.16	17.56	17.22
4	1	F1	Nigel Moss	2008	Hot Bodies	17 / 303.70	17.86	16.74
5	3	F1	Neil Pilkington	2008	Hot Bodies	17 / 308.71	18.15	17.72
6	5	F1	Ian Cairns	2008	Xray	17 / 317.32	18.66	18.14
7	8	F2	Scott Stokes	2008	Xray	16 / 317.64	19.85	18.03
8	7	F1	Jon Wilkins	2008	Hot Bodies	4 / 76.28	19.07	18.17

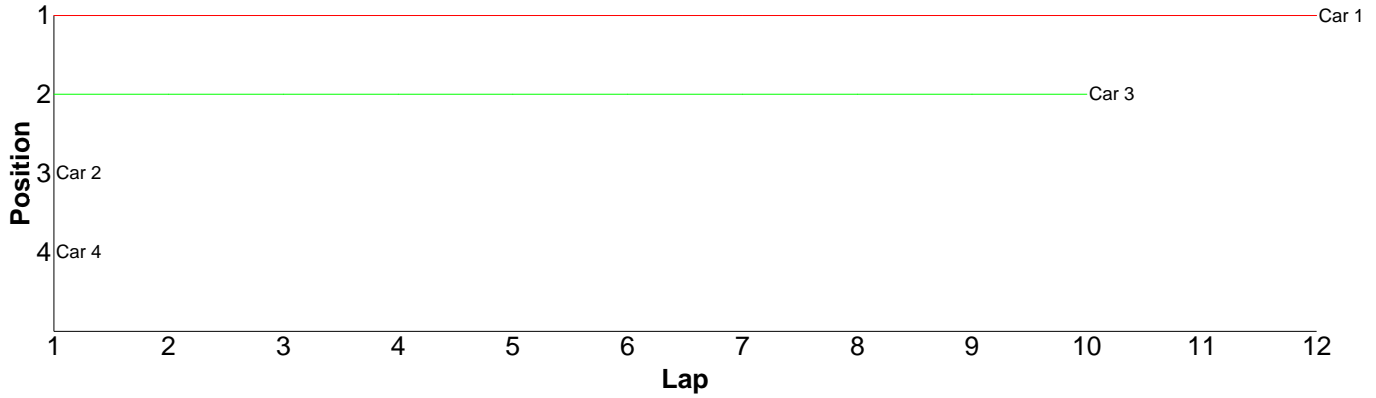
Lap	Car 1	Car 2	Car 3	Car 4	Car 5	Car 6	Car 7	Car 8
1	17.67	17.62	18.53	18.56	18.81	18.04	19.02	18.54
2	17.15	18.02	18.41	17.67	19.10	17.13	19.46	18.19
3	17.29	17.97	18.34	17.42	18.49	17.14	18.17	19.68
4	19.46	17.44	18.16	17.44	18.46	17.11	19.63	20.53
5	17.61	17.56	18.60	17.56	18.49	18.16		18.37
6	17.26	17.51	18.20	17.44	18.66	17.34		18.03
7	17.14	17.71	18.58	17.41	18.14	19.70		18.14
8	18.55	17.68	18.04	17.50	18.55	17.93		18.36
9	17.59	17.45	17.74	18.25	18.16	17.45		18.28
10	17.69	17.62	18.05	17.22	18.34	16.92		18.19
11	23.92	17.48	17.74	16.94	18.45	17.22		18.72
12	17.12	17.34	18.25	17.08	18.53	17.69		19.17
13	17.33	17.22	18.06	17.54	18.31	17.40		26.44
14	16.97	18.14	17.98	17.41	19.78	17.72		30.04
15	16.74	17.43	18.56	17.27	18.55	16.93		18.72
16	16.89	17.44	17.75	17.41	19.68	17.34		18.24
17	17.32	17.22	17.72	17.67	18.82	17.20		
18		17.31		17.89		17.39		
19								



Heat 5 - Round 3 (Bikes 1/8th)

Pos	Car	Form	Name	Member Type	Car Make	Result	Ave	Best
1	1		Chris Groom	2008		12 / 314.26	26.18	24.18
2	3		Peter Chang	2009		10 / 337.26	33.72	29.28
3	2		Dave Richards	2008		1 / 43.07	43.07	43.07
4	4		Tom Griffin	G A		1 / 167.05	167.05	167.05
5	5		Gerald Page	2008		0 / 0.00	0.00	0.00

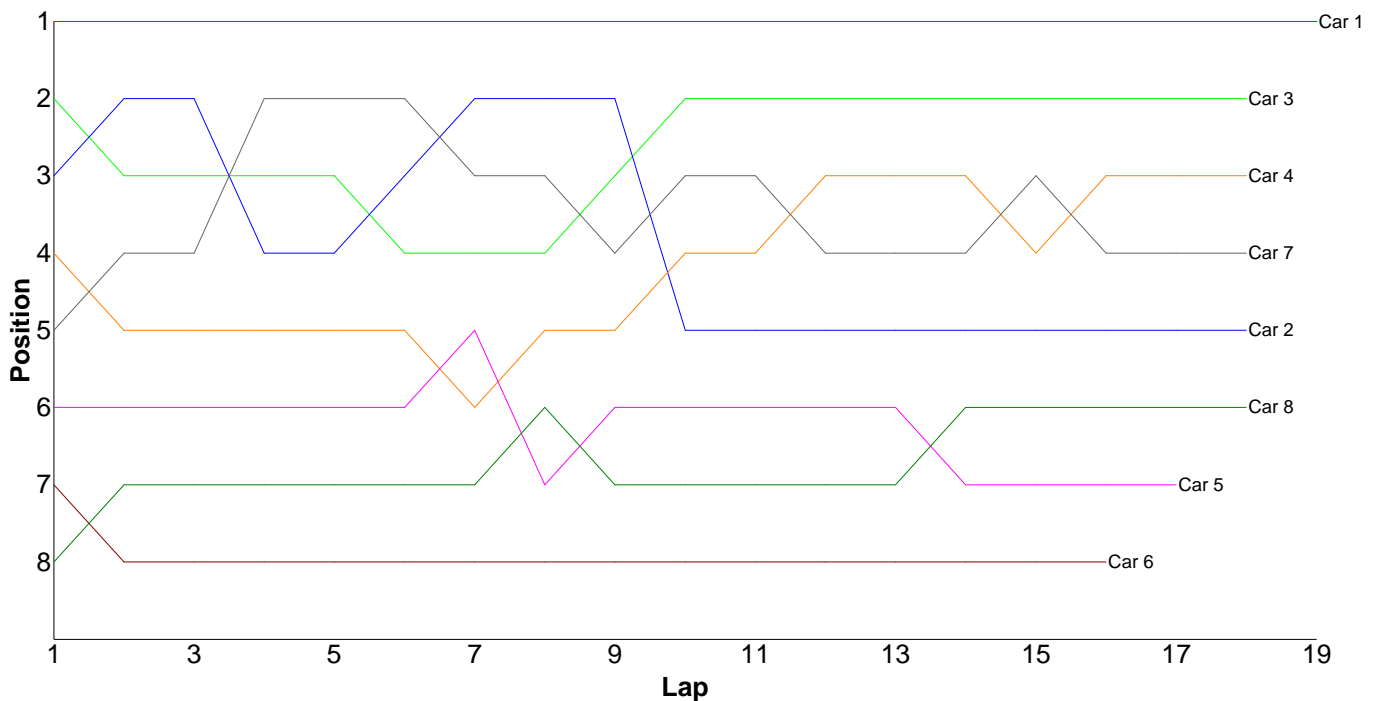
Lap	Car 1	Car 2	Car 3	Car 4	Car 5
1	24.98	43.07	30.49	167.05	
2	25.43		31.59		
3	24.52		41.10		
4	33.76		40.56		
5	24.84		30.96		
6	24.73		31.75		
7	25.44		29.28		
8	24.18		30.60		
9	24.72		30.85		
10	27.83		40.08		
11	28.99				
12	24.84				
13					



Heat 6 - Round 3 (Pro-Stock)

Pos	Car	Form	Name	Member Type	Car Make	Result	Ave	Best
1	1		Kieran Clift (J)	2009	Schumacher	19 / 310.73	16.35	15.85
2	3	F2	Neil Talbot	2008	Xray	18 / 302.38	16.79	16.22
3	4		Damian Giddins	G A	Xray	18 / 304.61	16.92	16.47
4	7		Darren Sullivan	G A	Serpent	18 / 305.56	16.97	16.42
5	2	F1	Brian Killick	2008	Xray	18 / 306.33	17.01	15.91
6	8		Spencer Jones	G A	Xray	18 / 314.73	17.48	15.88
7	5		Tony Foster	G A	Associated	17 / 304.82	17.93	16.26
8	6		Mark Fagan	2008	Serpent	16 / 310.45	19.40	17.70

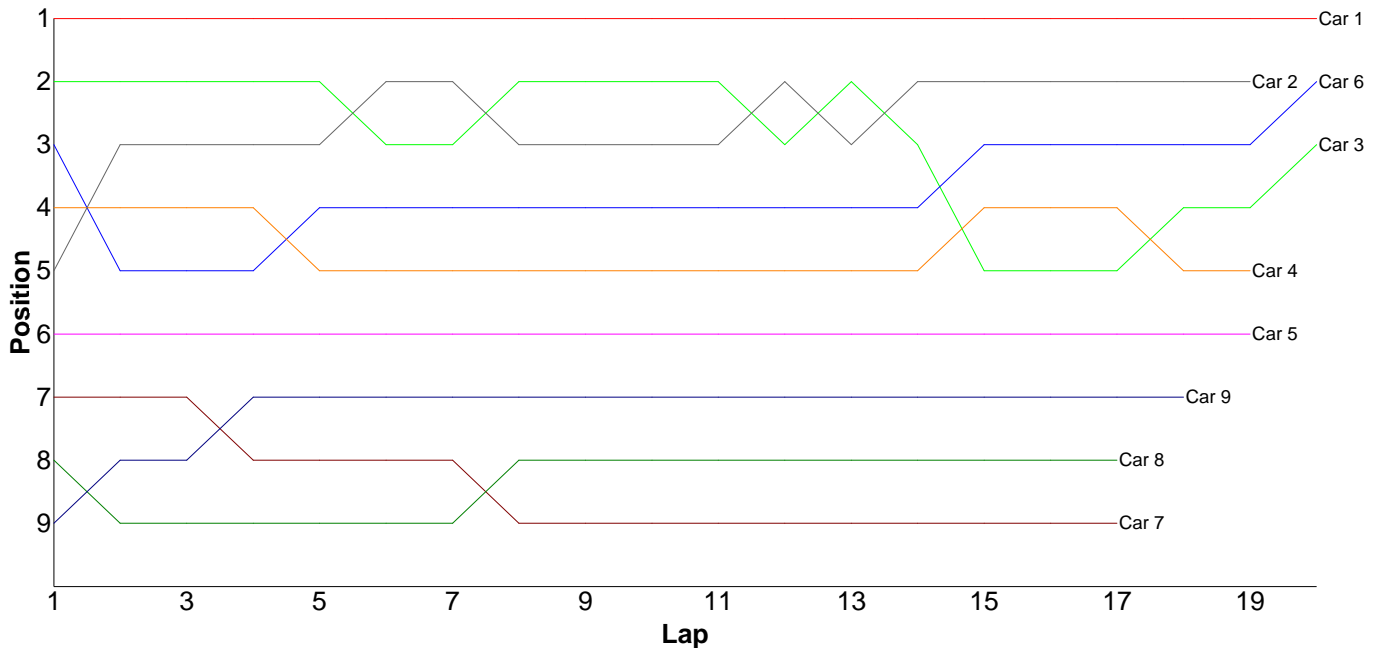
Lap	Car 1	Car 2	Car 3	Car 4	Car 5	Car 6	Car 7	Car 8
1	16.50	16.94	16.80	16.98	19.52	19.53	16.98	22.48
2	16.38	16.56	16.79	17.70	17.01	20.04	16.87	16.71
3	16.38	16.09	16.74	17.07	16.26	18.36	16.79	16.38
4	16.21	18.22	16.94	16.97	16.74	19.40	16.55	16.91
5	16.63	16.47	16.98	16.83	16.62	19.72	16.49	16.82
6	15.85	16.18	16.50	17.01	16.62	20.11	16.66	16.22
7	16.14	16.55	16.82	16.64	16.41	18.61	17.04	16.10
8	16.23	16.28	16.90	16.63	23.80	18.63	16.60	17.13
9	16.46	16.54	16.43	16.76	18.64	18.29	18.46	23.88
10	16.36	20.15	17.07	17.01	16.81	27.23	16.76	17.82
11	16.67	18.63	16.56	17.28	17.04	18.42	16.42	17.99
12	16.89	16.08	16.22	16.91	16.97	17.75	18.82	16.36
13	16.26	18.59	16.34	16.76	16.69	20.33	16.46	17.97
14	16.02	17.11	16.27	17.22	23.67	17.96	17.10	16.10
15	16.09	15.91	17.95	17.18	18.47	18.37	16.67	16.54
16	16.16	16.25	17.46	16.65	17.07	17.70	17.08	16.74
17	16.53	16.83	16.55	16.47	16.48		17.14	15.88
18	16.60	16.95	17.06	16.54			16.67	16.70
19	16.37							
20								



Heat 7 - Round 3 (Pro-Stock)

Pos	Car	Form	Name	Member Type	Car Make	Result	Ave	Best
1	1	F1	Glen Westwood	2008	Serpent	20 / 304.67	15.23	14.66
2	6	F1	Ori Sohachevsky	2008	Schumacher	20 / 312.45	15.62	15.09
3	3	F1	Matthew Quinlisk	2008	Hot Bodies	20 / 316.80	15.84	15.22
4	2	F1	Jay Westwood	2008	Schumacher	19 / 294.29	15.48	15.08
5	4	F1	Tim Langdell	2008	Serpent	19 / 300.32	15.80	15.31
6	5	F1	Nick Adams	2008	Tamiya	19 / 312.67	16.45	15.66
7	9	F1	Scott Hauser	2008	Xray	18 / 314.26	17.45	16.29
8	8	F1	Jamie Vassallo	2008	Schumacher	17 / 300.66	17.68	16.61
9	7	F1	Dave Skelton	2008	Xray	17 / 312.02	18.35	16.80

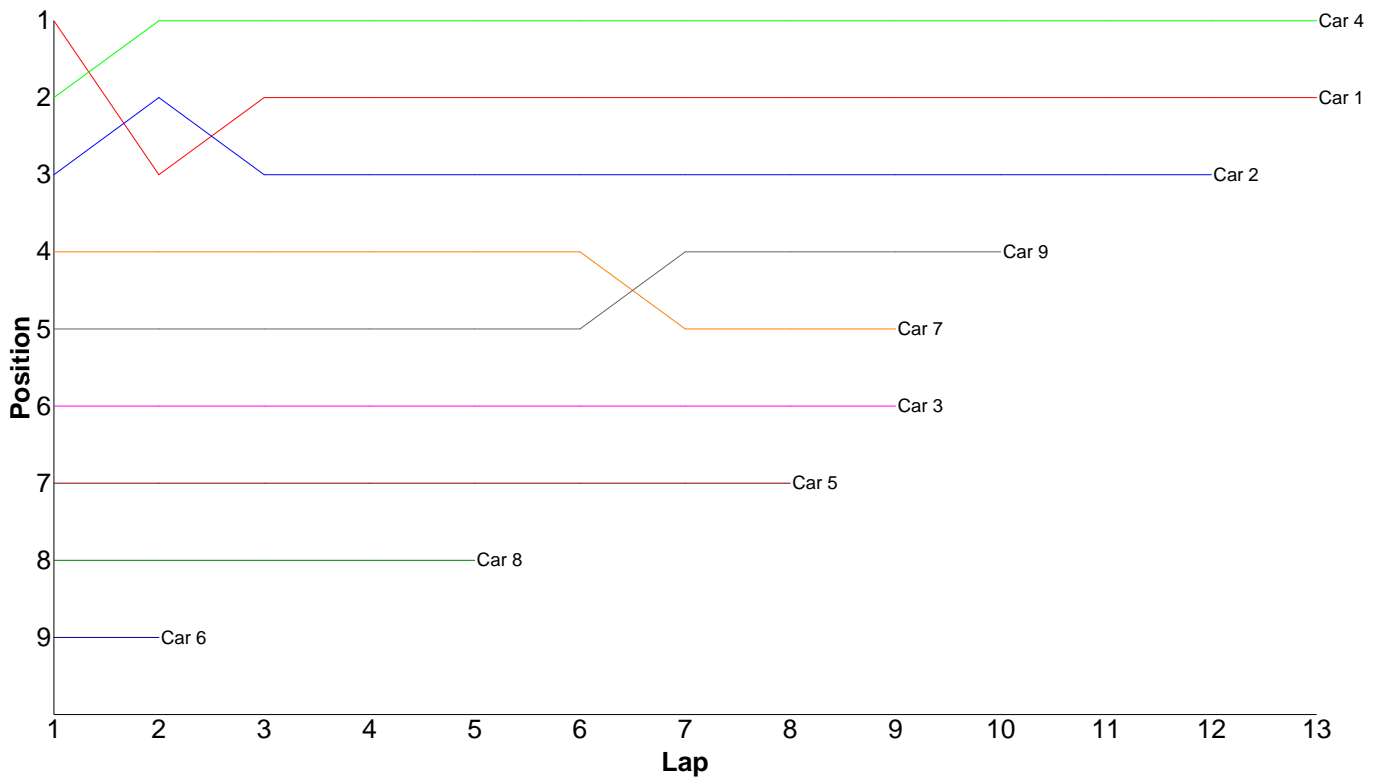
Lap	Car 1	Car 2	Car 3	Car 4	Car 5	Car 6	Car 7	Car 8	Car 9
1	14.66	15.99	15.32	15.52	16.91	15.40	16.97	17.14	17.24
2	15.90	15.18	15.35	15.70	16.32	16.08	16.80	19.31	16.79
3	15.07	15.08	15.22	15.46	16.04	15.54	17.01	17.73	17.26
4	14.91	15.33	15.27	15.46	16.63	15.29	17.82	18.11	16.78
5	14.93	15.23	15.25	16.10	16.74	15.12	18.03	18.93	16.49
6	15.12	15.37	16.01	15.38	16.93	15.76	17.87	17.19	18.85
7	15.12	15.59	15.62	15.73	16.96	15.75	18.28	16.61	17.30
8	14.92	15.82	15.40	15.69	16.26	15.70	20.22	16.68	18.49
9	14.90	15.60	15.27	16.31	15.81	15.77	17.19	18.16	17.84
10	14.93	15.52	15.46	16.07	16.23	15.37	18.32	17.72	16.66
11	15.20	15.32	15.73	15.60	15.84	16.28	19.77	17.82	17.59
12	14.99	15.49	15.73	15.74	15.66	15.09	18.84	16.94	17.28
13	15.29	15.59	15.38	15.90	16.43	15.19	18.67	17.42	16.37
14	15.04	15.33	15.68	15.74	15.79	15.33	17.53	16.97	16.29
15	14.92	15.68	19.94	15.31	16.12	15.54	17.49	20.50	16.98
16	14.84	15.47	16.18	15.53	16.29	15.70	20.93	16.76	16.33
17	15.19	15.53	15.66	17.06	16.33	15.45	20.28	16.67	16.60
18	18.13	15.44	15.53	15.96	15.88	16.23			23.12
19	15.36	15.73	15.42	16.06	19.50	16.30			
20	15.25		17.38			15.56			
21									



Heat 8 - Round 3 (Bikes 1/5th)

Pos	Car	Form	Name	Member Type	Car Make	Result	Ave	Best
1	4	F2	Chris Groom	2008		13 / 315.71	24.28	23.00
2	1		Simon Lancaster	G A		13 / 317.40	24.41	21.11
3	2	F1	Andy Carless	2008		12 / 324.18	27.01	24.66
4	9	F1	Roki Read	2008		10 / 322.21	32.22	21.94
5	7	F2	Matthew Book	2008		9 / 324.63	36.07	26.29
6	3		Graham Clarke	G A		9 / 328.19	36.46	23.25
7	5	F2	Dave Richards	2008		8 / 321.59	40.19	23.04
8	8	F2	Peter Chang	2008		5 / 309.29	61.85	26.93
9	6		Richard Blissett	G A		2 / 224.34	112.17	39.60

Lap	Car 1	Car 2	Car 3	Car 4	Car 5	Car 6	Car 7	Car 8	Car 9
1	22.95	24.94	128.24	24.27	149.55	184.74	70.16	181.65	112.06
2	29.18	25.03	24.36	23.00	23.38	39.60	29.66	36.37	22.68
3	22.51	28.35	24.06	23.60	23.67		45.59	36.07	22.81
4	22.05	27.37	24.57	24.70	29.50		26.29	28.27	25.45
5	23.74	24.99	23.73	24.06	24.81		26.36	26.93	21.94
6	23.31	24.66	23.25	23.48	23.64		26.68		21.98
7	30.68	26.70	24.75	25.89	24.00		43.73		23.25
8	22.55	40.04	26.68	23.97	23.04		26.48		27.01
9	22.03	25.03	28.55	24.36			29.68		21.95
10	32.89	24.86		27.23					23.08
11	21.90	25.77		23.51					
12	21.11	26.44		23.83					
13	22.50			23.81					
14									



Heat 9 - Round 3 (IC Touring)

Pos	Car	Form	Name	Member Type	Car Make	Result	Ave	Best
1	1	F1	Mark Green	2008		20 / 314.97	15.74	15.29
2	2	F1	John Zottl	2008	Xray	19 / 305.27	16.06	15.20
3	6	F2	Phillip Pullen	2008	Mugen	17 / 300.46	17.67	16.74
4	7	F2	Mark Fagan	2008	Serpent	15 / 310.16	20.67	16.63
5	8	F2	Colin Taggart	2008	Xray	15 / 315.88	21.05	17.63
6	5	F2	James Rumble	2008	Xray	6 / 114.43	19.07	17.35
7	4	F2	Jim Beesley	2008	Serpent	5 / 161.73	32.34	21.16
8	3	F2	Les Mainwaring	2008	Mugen	2 / 59.36	29.68	29.24

Lap	Car 1	Car 2	Car 3	Car 4	Car 5	Car 6	Car 7	Car 8
1	16.10	16.38	30.12	46.75	18.58	19.76	24.14	21.27
2	16.05	17.51	29.24	35.51	20.29	17.51	20.68	32.50
3	16.00	16.61		21.16	20.95	16.94	17.62	18.12
4	16.31	17.20		24.62	17.35	18.73	17.20	18.47
5	15.95	16.31		33.69	18.88	17.03	24.61	17.96
6	15.71	15.71			18.38	16.74	19.29	18.23
7	15.77	16.40				17.10	26.45	23.15
8	15.56	15.93				18.22	18.25	18.06
9	15.85	15.65				18.48	17.51	19.71
10	15.88	17.49				17.99	16.63	17.88
11	15.56	15.76				17.52	23.76	17.69
12	15.68	15.65				17.09	21.28	32.08
13	15.44	15.65				17.27	20.69	18.71
14	15.29	15.46				18.09	18.61	24.42
15	15.58	15.20				17.94	23.44	17.63
16	15.52	16.19				16.77		
17	15.81	15.55				17.28		
18	15.46	15.33						
19	16.11	15.29						
20	15.34							
21								

