

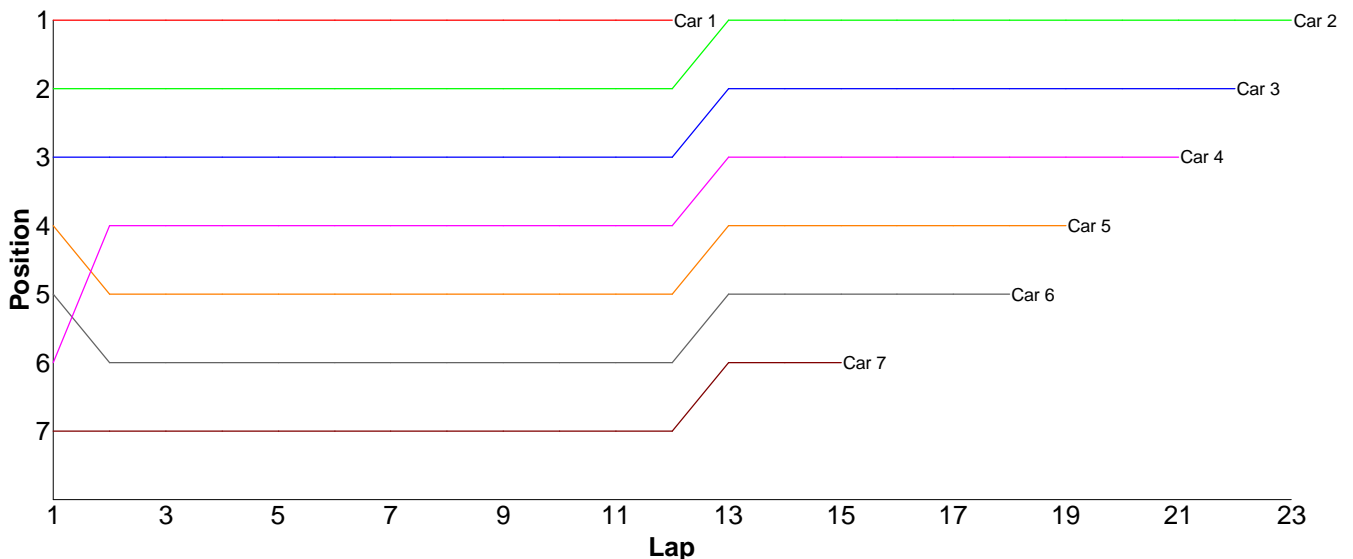
AMCC Winter Championship 2008/09 - Round 6: 02/03/2008

Race Results

Formula GT - A Final

Pos	Car	Form	Name	Member Type	Car Make	Result	Ave	Best
1	2	F3	Nigel Moss	2008	Tamiya	23 / 435.01	18.91	17.75
2	3	F4	Martin Trice	2008	HPI	22 / 422.91	19.22	17.51
3	4		Jon Wilkins	2008	Tamiya	21 / 421.39	20.06	18.16
4	5	F3	Dave Skelton	2008	Associated	19 / 429.41	22.60	19.12
5	6	F4	Neil Talbot	2008	Tamiya	18 / 433.88	24.10	21.11
6	7	F4	Brian Killick	2008	Tamiya	15 / 422.42	28.16	20.59
7	1	F4	Gerald Page	2008	Associated	12 / 222.97	18.58	17.31
8	8	F4	Scott Stokes	2008	Tamiya	0 / 0.00	0.00	0.00

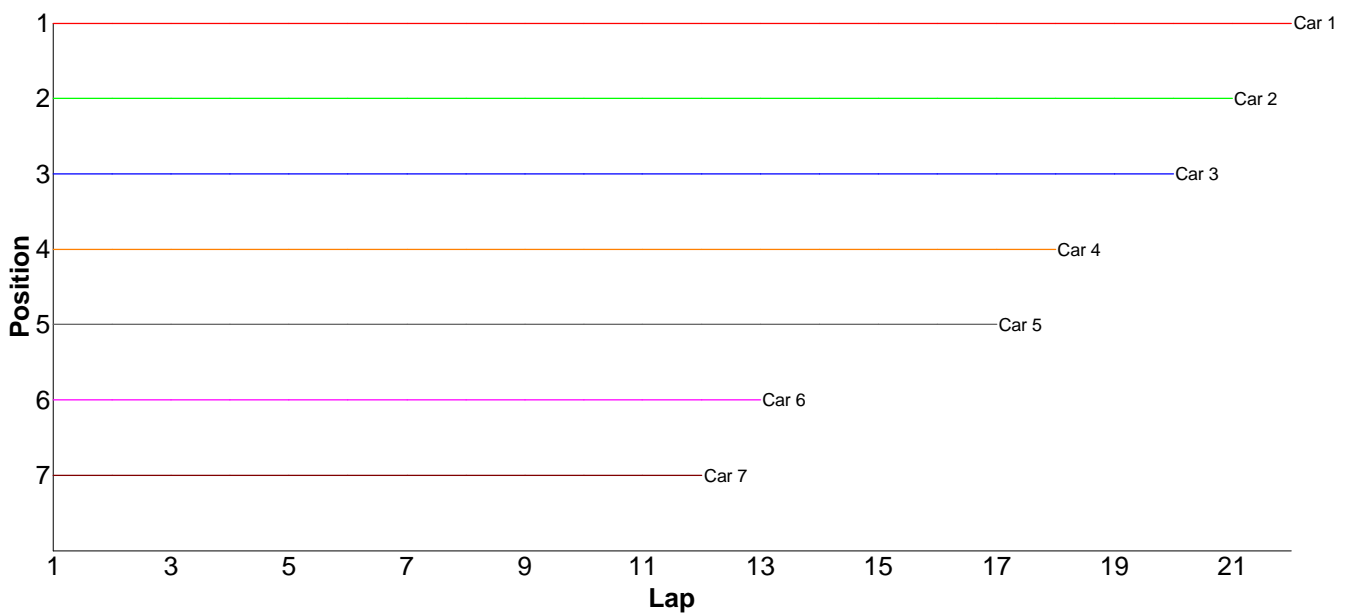
Lap	Car 1	Car 2	Car 3	Car 4	Car 5	Car 6	Car 7	Car 8
1	28.13	29.61	29.84	40.91	36.75	37.71	67.46	
2	17.72	18.05	18.32	18.90	23.24	26.40	24.87	
3	17.82	17.85	18.07	18.92	25.91	27.58	26.00	
4	18.06	18.52	18.93	18.57	19.12	22.04	24.68	
5	17.31	18.25	17.88	18.20	24.97	27.06	21.53	
6	17.69	17.75	17.69	18.31	19.33	22.65	20.59	
7	17.35	18.09	17.51	21.89	19.33	22.35	23.43	
8	17.78	18.78	22.22	18.16	20.49	22.09	21.62	
9	18.04	18.24	17.75	18.57	26.74	21.89	22.18	
10	17.77	17.84	23.68	21.62	21.24	25.27	22.93	
11	17.77	21.56	17.77	19.23	19.86	26.07	29.78	
12	17.53	18.04	18.19	18.49	19.16	22.13	26.05	
13		18.28	18.85	18.93	20.24	22.21	26.85	
14		18.24	18.18	19.37	20.90	21.73	42.26	
15		18.27	18.23	18.73	20.53	22.25	22.19	
16		18.26	18.41	19.45	21.90	21.46		
17		18.25	18.21	18.99	28.12	21.11		
18		18.24	18.40	19.10	21.69	21.88		
19		18.30	19.24	18.31	19.89			
20		18.62	18.33	18.44				
21		19.33	19.00	18.30				
22		18.20	18.21					
23		18.44						
24								



EP Sport - A Final

Pos	Car	Form	Name	Member Type	Car Make	Result	Ave	Best
1	1		Scott Hauser	2008	Schumacher	22 / 439.65	19.98	19.04
2	2	F1	Dave Tims	2008	Tamiya	21 / 435.91	20.75	19.60
3	3	F1	Matt Tims	2008	Tamiya	20 / 420.68	21.03	19.83
4	4	F2	Nicholas Mugridge	2008	HPI	18 / 442.66	24.59	21.59
5	5		Jason Elliot	G A	Tamiya	17 / 429.97	25.29	22.66
6	6		Ricky Emms	G A	Associated	13 / 386.04	29.69	24.52
7	7	F2	Hannah Carless (J)	2008	Tamiya	12 / 424.72	35.39	30.24

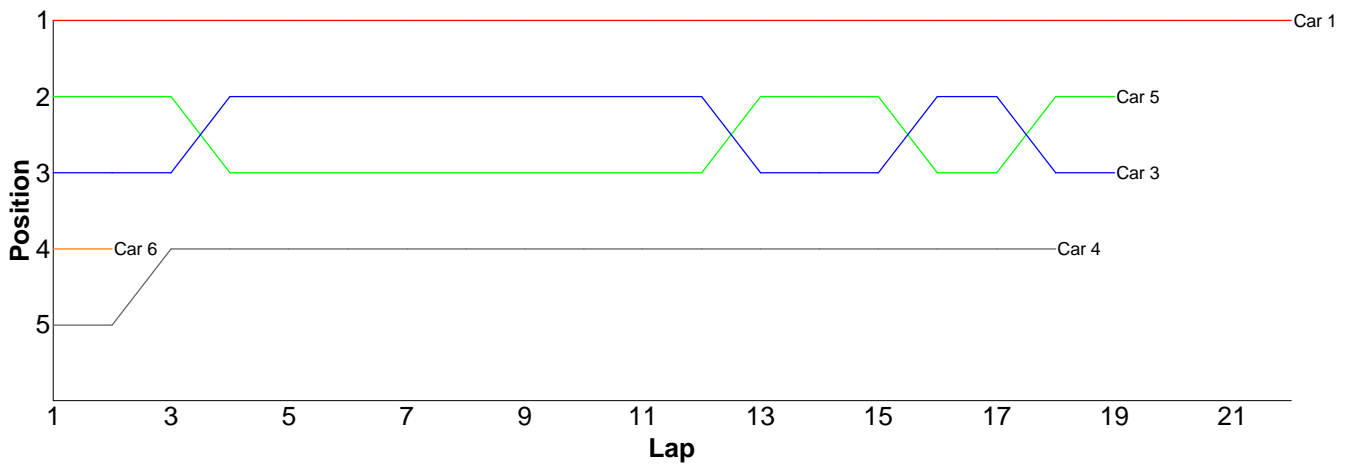
Lap	Car 1	Car 2	Car 3	Car 4	Car 5	Car 6	Car 7
1	29.52	31.53	32.57	35.65	38.10	50.89	51.42
2	19.31	19.82	20.48	21.81	23.96	26.89	30.60
3	19.18	20.13	20.65	22.38	22.80	27.40	34.61
4	19.08	19.60	19.90	22.64	25.18	25.93	32.56
5	20.91	19.61	19.83	21.72	26.90	26.88	37.43
6	19.67	21.32	20.34	21.59	23.70	25.00	35.10
7	19.25	19.81	19.90	22.17	24.13	28.78	30.24
8	19.19	19.65	20.21	21.95	25.68	25.74	32.93
9	19.43	19.72	20.04	23.19	22.66	33.88	31.97
10	19.44	20.99	20.09	22.15	26.22	24.52	32.93
11	19.08	20.38	20.48	22.00	24.60	25.34	39.99
12	19.27	19.85	21.98	21.93	22.77	32.30	34.94
13	19.54	20.27	20.19	23.67	23.34	32.49	
14	19.59	19.74	20.14	21.95	23.09		
15	19.04	19.96	20.08	22.10	30.33		
16	19.65	19.70	20.13	22.07	22.78		
17	19.79	20.78	20.46	50.49	23.73		
18	19.51	21.46	21.66	23.20			
19	19.70	20.27	20.25				
20	19.72	20.30	21.30				
21	19.84	21.02					
22	19.94						
23							



Stock Touring - B Final

Pos	Car	Form	Name	Member Type	Car Make	Result	Ave	Best
1	1	F2	Mick Barnes	2008	Xray	22 / 431.54	19.61	18.15
2	5		Cody Church (J)	G A	Hot Bodies	19 / 435.56	22.92	20.77
3	3	F2	Andy Lewis	2008	Hot Bodies	19 / 438.61	23.08	19.89
4	4		Tom Foy	G A	Hot Bodies	18 / 421.74	23.43	20.05
5	6	F2	Lee Smith	2008	Associated	2 / 60.97	30.48	20.63
6	2	F2	Robin Francis	2008	Hot Bodies	0 / 0.00	0.00	0.00

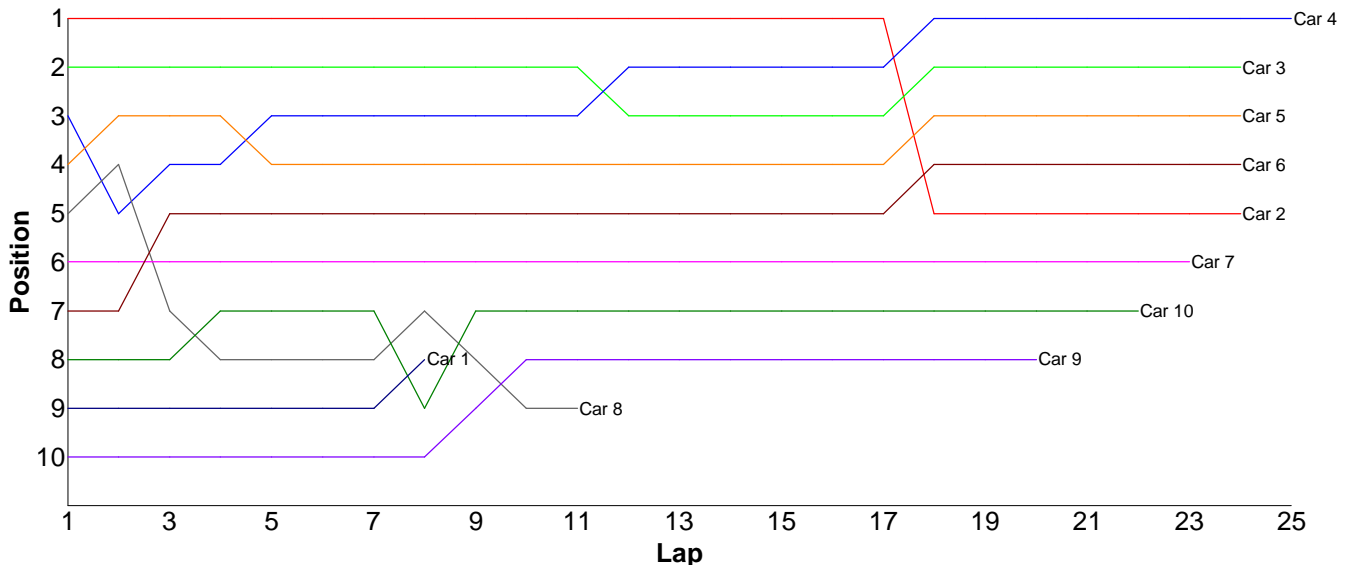
Lap	Car 1	Car 2	Car 3	Car 4	Car 5	Car 6
1	29.24		36.90	46.40	34.06	40.34
2	18.45		20.45	25.87	21.66	20.63
3	20.50		22.33	21.88	21.71	
4	18.30		20.49	20.98	24.84	
5	19.17		19.89	21.20	22.26	
6	20.26		22.60	21.11	21.62	
7	19.40		25.80	20.85	24.23	
8	19.16		20.32	21.71	21.96	
9	20.04		22.13	20.81	21.65	
10	19.03		21.63	22.36	22.55	
11	18.15		20.69	22.12	21.41	
12	18.68		22.62	20.05	21.29	
13	19.28		26.11	26.83	20.97	
14	18.65		21.15	22.04	20.77	
15	18.70		22.82	24.08	22.62	
16	19.09		22.48	21.30	25.75	
17	18.73		21.50	21.10	23.78	
18	18.57		24.81	21.05	21.14	
19	20.00		23.89		21.29	
20	18.91					
21	19.91					
22	19.32					
23						



Stock Touring - A Final

Pos	Car	Form	Name	Member Type	Car Make	Result	Ave	Best
1	4	F1	Nigel Moss	2008	Hot Bodies	25 / 435.94	17.43	16.52
2	3	F1	Kevin Bissell	2008	Hot Bodies	24 / 432.13	18.00	16.89
3	5	F1	Neil Pilkington	2008	Hot Bodies	24 / 434.38	18.09	17.14
4	6	F1	Jon Wilkins	2008	Hot Bodies	24 / 435.60	18.15	16.99
5	2	F1	David Clift	2009		24 / 435.62	18.15	16.49
6	7	F1	Ian Cairns	2008	Xray	23 / 430.76	18.72	17.66
7	10	F2	Kieran Stokes (J)	2008	Xray	22 / 425.42	19.33	17.68
8	9		James Davis	2009	Tamiya	20 / 427.67	21.38	17.33
9	8	F2	Scott Stokes	2008	Xray	11 / 223.42	20.31	17.98
10	1	F1	Trevor Scrase	2008	Xray	8 / 161.66	20.20	16.90

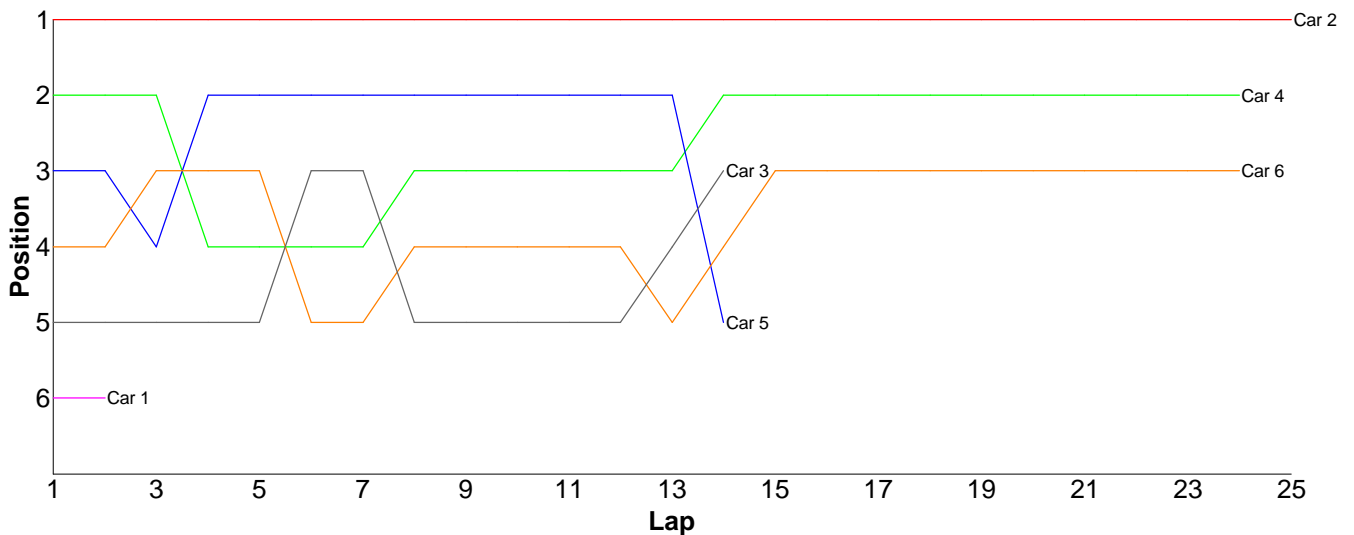
Lap	Car 1	Car 2	Car 3	Car 4	Car 5	Car 6	Car 7	Car 8	Car 9	Car 10
1	34.70	26.73	27.64	28.71	29.46	32.28	31.49	30.56	39.14	33.48
2	21.65	16.96	17.26	20.36	17.96	18.12	18.03	18.30	18.18	17.84
3	17.32	16.65	17.08	16.88	17.69	17.22	18.73	21.03	17.64	18.99
4	16.92	17.70	17.22	16.96	17.35	17.79	18.07	19.11	17.80	17.68
5	18.45	17.06	17.21	16.75	17.70	17.37	17.98	18.02	17.93	18.09
6	16.90	17.88	17.29	16.59	17.36	17.00	18.38	17.98	17.33	18.77
7	17.54	16.81	17.13	16.69	17.29	17.36	17.89	18.10	17.63	18.02
8	18.18	17.40	16.89	16.62	17.31	17.01	18.40	18.10	18.17	19.22
9		17.24	17.30	16.78	17.49	17.25	18.34	18.86	20.30	17.68
10		17.01	17.42	16.79	17.76	17.34	18.05	23.94	17.60	17.93
11		16.99	17.28	16.87	17.14	18.16	17.66	19.42	18.49	22.07
12		16.75	20.84	17.06	17.79	17.65	17.71		20.56	20.00
13		16.88	18.22	17.35	17.97	17.29	19.54		49.20	18.89
14		17.19	17.45	16.79	17.35	18.15	18.26		21.16	17.96
15		17.18	17.66	16.67	17.33	17.18	17.92		21.04	19.35
16		16.84	17.41	16.93	17.57	17.28	17.92		21.48	18.29
17		17.13	17.76	16.69	17.75	17.26	17.90		19.08	18.99
18		31.28	17.43	16.78	17.66	18.79	17.91		18.30	19.94
19		17.61	16.99	16.52	17.58	17.45	18.75		17.74	18.28
20		17.89	17.82	16.96	17.68	17.43	17.78		18.90	18.06
21		16.95	17.78	17.25	17.96	17.30	17.82			18.18
22		17.27	17.93	16.79	17.95	16.99	17.89			17.71
23		16.49	17.53	16.69	17.62	18.10	18.34			
24		17.73	17.59	16.64	17.66	17.83				
25				16.82						
26										



Pro-Stock - B Final

Pos	Car	Form	Name	Member Type	Car Make	Result	Ave	Best
1	2	F1	Scott Hauser	2008	Xray	25 / 425.14	17.00	15.90
2	4	F1	Jamie Vassallo	2008	Schumacher	24 / 421.16	17.54	15.86
3	6	F1	Dave Skelton	2008	Xray	24 / 435.98	18.16	16.25
4	3		Spencer Jones	G A	Xray	14 / 262.07	18.71	16.09
5	5		Tony Foster	G A	Associated	14 / 286.28	20.44	16.09
6	1	F1	Brian Killick	2008	Xray	2 / 58.60	29.30	17.79
7	7		Mark Fagan	2008	Serpent	0 / 0.00	0.00	0.00

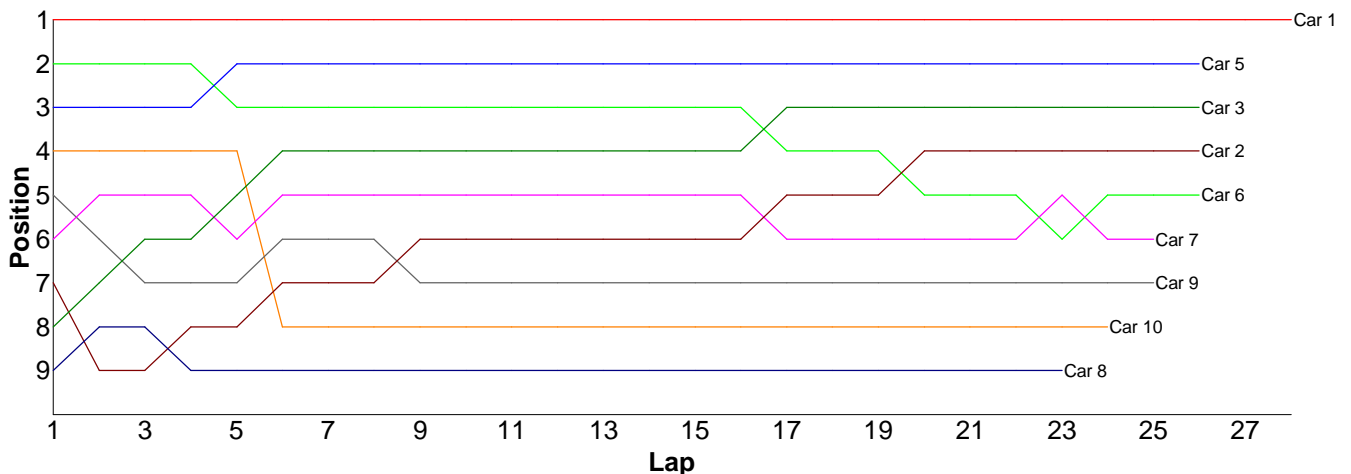
Lap	Car 1	Car 2	Car 3	Car 4	Car 5	Car 6	Car 7
1	40.81	25.49	29.97	26.83	27.68	28.77	
2	17.79	16.36	17.19	16.93	16.61	16.57	
3		15.98	18.18	16.55	17.57	16.40	
4		17.30	16.61	20.17	16.28	17.82	
5		16.70	16.31	17.20	16.73	16.59	
6		16.26	17.06	18.41	16.09	22.41	
7		15.96	16.64	16.44	18.99	19.11	
8		16.22	26.42	17.16	16.29	17.52	
9		17.13	16.40	16.37	16.40	16.64	
10		15.94	16.58	15.91	16.43	16.56	
11		17.50	17.06	16.15	16.79	16.97	
12		16.17	16.09	15.86	16.31	18.03	
13		16.52	16.29	16.50	17.77	22.21	
14		16.06	21.27	17.25	56.34	18.50	
15		15.90		17.73		18.20	
16		16.37		16.48		16.87	
17		16.53		16.22		17.18	
18		17.65		16.48		17.89	
19		16.98		17.11		16.57	
20		16.00		18.11		17.55	
21		16.16		17.67		18.74	
22		16.03		18.21		16.33	
23		19.88		16.81		16.25	
24		17.79		18.61		16.30	
25		16.26					
26							



Pro-Stock - A Final

Pos	Car	Form	Name	Member Type	Car Make	Result	Ave	Best
1	1	F1	Glen Westwood	2008	Serpent	28 / 425.29	15.18	14.57
2	5	F1	Tim Langdell	2008	Serpent	26 / 422.81	16.26	15.27
3	3	F1	Matthew Quinlisk	2008	Hot Bodies	26 / 425.51	16.36	15.34
4	2	F1	Ori Sohachevsky	2008	Schumacher	26 / 426.70	16.41	14.98
5	6		Kieran Clift (J)	2009	Schumacher	26 / 436.39	16.78	15.80
6	7	F1	Nick Adams	2008	Tamiya	25 / 420.63	16.82	15.34
7	9		Damian Giddins	G A	Xray	25 / 426.52	17.06	15.60
8	10		Darren Sullivan	G A	Serpent	24 / 436.64	18.19	16.19
9	8	F2	Neil Talbot	2008	Xray	23 / 430.43	18.71	16.19
10	4	F1	Jay Westwood	2008	Schumacher	0 / 0.00	0.00	0.00

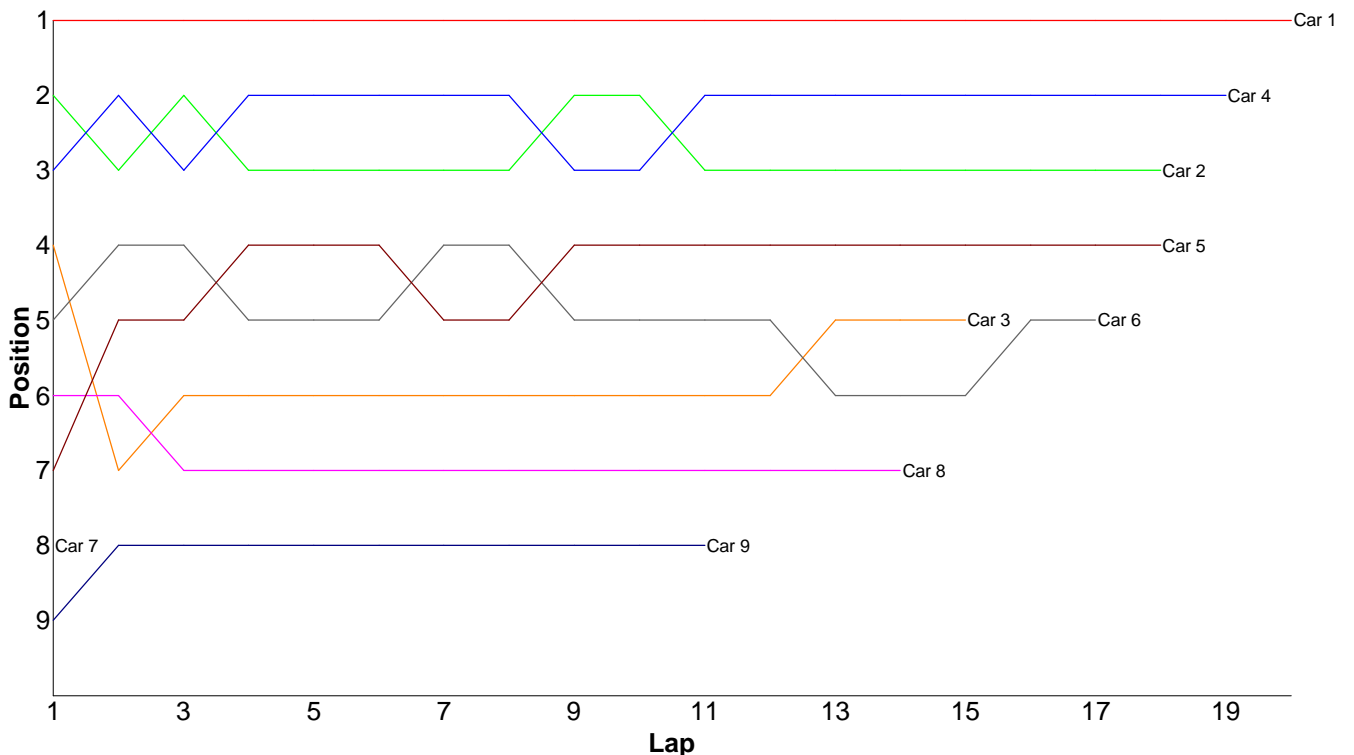
Lap	Car 1	Car 2	Car 3	Car 4	Car 5	Car 6	Car 7	Car 8	Car 9	Car 10
1	23.32	30.67	34.51		27.67	26.14	29.87	35.80	29.72	29.19
2	14.62	26.39	15.39		15.62	15.84	17.92	16.69	19.82	16.19
3	14.86	15.30	15.62		15.45	16.13	15.43	18.38	17.47	16.55
4	14.77	15.45	15.51		15.64	16.13	17.55	24.38	16.92	17.06
5	14.88	15.08	15.53		16.21	17.18	16.78	18.37	16.09	16.91
6	14.64	15.10	15.75		15.69	16.28	15.85	16.45	16.07	23.63
7	14.57	15.27	15.34		15.42	16.00	15.65	17.56	16.07	16.75
8	14.65	15.40	15.84		15.35	16.14	15.41	18.29	16.01	17.82
9	14.97	15.42	15.50		15.95	15.80	16.82	16.46	17.09	16.64
10	15.04	15.19	15.45		15.69	16.50	15.58	17.50	16.82	18.25
11	14.77	15.39	15.51		15.36	16.19	15.54	18.69	15.96	16.61
12	14.74	14.98	17.09		15.27	15.94	15.34	16.98	16.46	16.51
13	14.75	14.99	15.60		15.39	16.17	15.57	16.59	18.14	17.19
14	14.95	15.68	16.05		16.89	16.39	16.60	18.19	16.89	18.64
15	14.92	16.30	15.62		15.55	16.07	15.83	20.55	16.15	16.79
16	14.87	15.51	15.46		16.09	16.57	15.76	17.13	16.09	17.36
17	14.80	15.94	15.50		15.48	16.65	16.92	16.78	16.08	16.57
18	14.82	15.24	15.50		15.66	15.89	16.13	16.19	15.92	16.53
19	14.80	15.20	15.49		15.75	16.13	15.90	16.72	16.01	16.82
20	14.92	15.33	15.53		17.13	16.28	15.80	16.80	15.88	16.70
21	15.02	15.37	15.43		16.39	16.90	15.72	16.52	15.88	17.05
22	14.96	15.24	15.45		15.78	16.00	15.86	16.97	15.60	17.89
23	15.35	15.77	15.38		15.74	16.79	15.62	22.44	15.79	25.38
24	14.98	15.61	15.94		16.02	16.47	18.61		15.82	17.61
25	14.76	15.34	15.90		15.87	18.84	18.57		17.77	
26	14.94	15.54	15.62		15.75	16.97				
27	15.07									
28	15.55									
29										



Bikes 1/5th - A Final

Pos	Car	Form	Name	Member Type	Car Make	Result	Ave	Best
1	1	F1	Roki Read	2008		20 / 438.85	21.94	14.31
2	4		Simon Lancaster	G A		19 / 437.73	23.03	17.16
3	2	F2	Dave Richards	2008		18 / 423.08	23.50	15.85
4	5	F2	Chris Groom	2008		18 / 427.47	23.74	22.32
5	6	F1	Andy Carless	2008		17 / 430.58	25.32	20.16
6	3		Graham Clarke	G A		15 / 379.43	25.29	17.90
7	8	F2	Peter Chang	2008		14 / 442.66	31.61	22.43
8	9		Richard Blissett	G A		11 / 409.87	37.26	26.91
9	7	F2	Matthew Book	2008		1 / 43.20	43.20	43.20

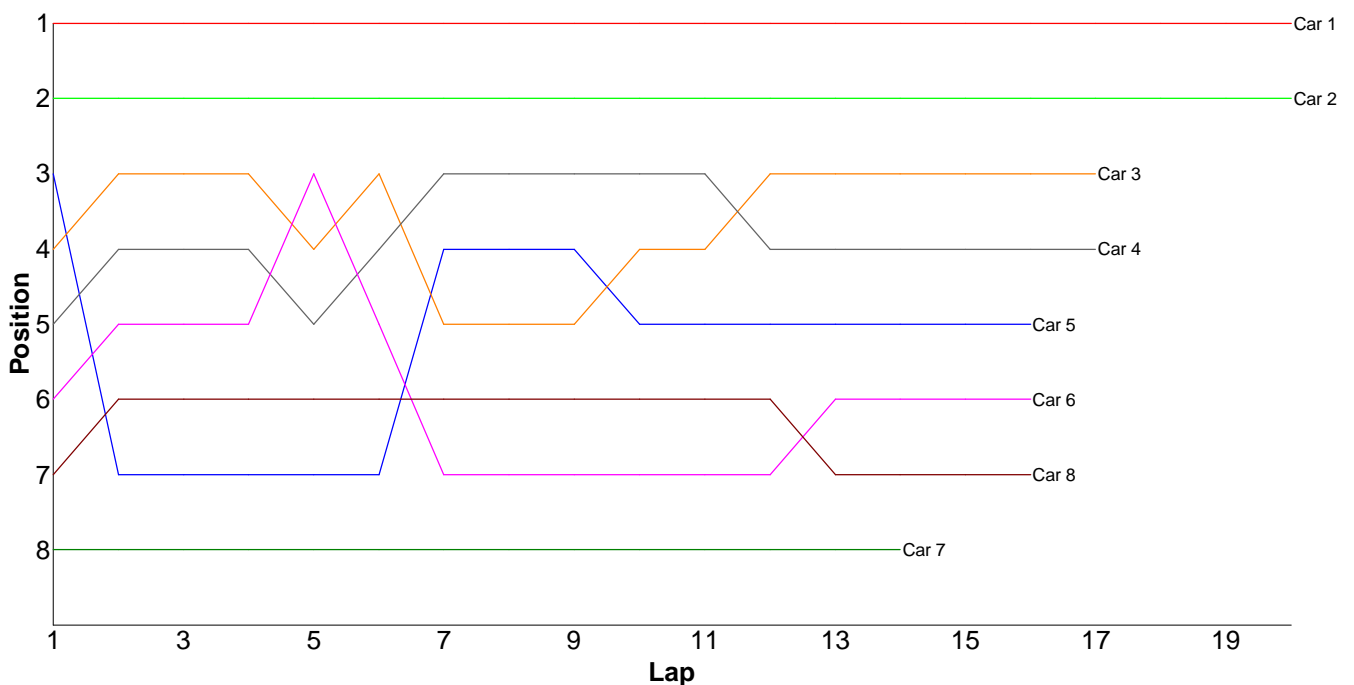
Lap	Car 1	Car 2	Car 3	Car 4	Car 5	Car 6	Car 7	Car 8	Car 9
1	14.31	15.85	17.90	17.16	23.29	20.16	43.20	22.43	52.00
2	23.26	24.30	35.82	22.56	23.24	24.90		31.06	27.53
3	21.80	24.64	25.93	26.51	23.67	24.56		31.18	30.12
4	22.27	24.62	27.86	22.11	23.00	24.39		27.39	32.51
5	23.05	23.31	22.54	22.40	23.19	27.43		30.96	26.97
6	22.19	23.04	30.67	22.50	24.03	25.39		31.68	44.51
7	21.62	23.90	23.62	22.00	31.49	24.55		30.05	26.91
8	22.30	22.70	24.48	22.92	24.52	24.91		32.36	49.35
9	22.65	23.30	23.15	29.34	23.09	30.38		40.36	36.30
10	22.04	23.20	26.77	22.20	23.30	23.94		42.08	45.77
11	23.48	23.44	23.20	21.52	22.32	24.86		29.40	37.90
12	22.30	23.98	26.32	22.63	23.65	26.37		31.82	
13	21.95	24.40	23.13	21.75	23.47	30.59		30.27	
14	22.42	23.72	25.10	22.45	22.77	25.62		31.62	
15	21.71	28.68	22.94	28.95	22.53	24.43			
16	22.66	23.54		23.36	23.41	24.73			
17	22.49	22.98		23.11	23.20	23.37			
18	22.14	23.48		22.11	23.30				
19	22.09			22.15					
20	22.12								
21									



IC Touring - A Final

Pos	Car	Form	Name	Member Type	Car Make	Result	Ave	Best
1	1	F1	Mark Green	2008		20 / 313.18	15.65	14.89
2	2	F1	John Zottl	2008	Xray	20 / 313.65	15.68	14.68
3	3	F2	Phillip Pullen	2008	Mugen	17 / 312.86	18.40	15.95
4	4	F2	JamesRumble	2008	Xray	17 / 314.58	18.50	16.53
5	5	F2	Mark Fagan	2008	Serpent	16 / 301.23	18.82	16.48
6	6	F2	Colin Taggart	2008	Xray	16 / 304.87	19.05	16.48
7	8	F2	Jim Beesley	2008	Serpent	16 / 307.92	19.24	15.86
8	7	F2	Les Mainwaring	2008	Mugen	14 / 301.76	21.55	17.09

Lap	Car 1	Car 2	Car 3	Car 4	Car 5	Car 6	Car 7	Car 8
1	24.49	25.13	29.29	29.66	28.12	31.17	41.12	35.12
2	15.36	15.12	17.40	17.49	25.10	16.71	20.09	16.53
3	15.40	15.42	16.81	16.87	16.53	17.16	21.55	16.67
4	15.17	15.26	16.75	16.95	18.39	16.83	18.03	15.95
5	15.37	15.21	18.99	20.53	17.17	16.85	21.68	18.37
6	15.39	15.42	16.88	17.40	16.63	20.88	21.64	18.70
7	15.05	15.09	23.98	16.75	16.61	31.31	23.32	20.96
8	15.36	16.64	17.34	16.94	16.54	17.00	18.71	16.60
9	14.90	15.17	16.74	16.53	17.15	17.26	18.27	21.90
10	15.25	15.06	15.95	17.35	23.31	17.57	20.23	17.35
11	15.20	14.72	16.43	18.24	17.24	16.48	18.27	16.72
12	15.13	14.85	19.17	22.42	16.48	17.03	21.24	20.68
13	15.18	14.98	17.44	16.56	16.62	17.35	17.09	23.40
14	15.05	15.30	18.20	18.14	17.34	17.47	20.52	17.01
15	15.18	14.85	17.32	17.16	18.77	17.24		15.86
16	15.55	14.99	16.94	17.43	19.23	16.56		16.10
17	14.91	15.41	17.23	18.16				
18	14.97	14.68						
19	14.89	15.54						
20	15.38	14.81						
21								



Bikes 1/8th - A Final

Pos	Car	Form	Name	Member Type	Car Make	Result	Ave	Best
=1	1		Chris Groom	2008		0 / 0.00	0.00	0.00
=1	2		Peter Chang	2009		0 / 0.00	0.00	0.00
=1	3		Tom Griffin	G A		0 / 0.00	0.00	0.00
=1	4		Dave Richards	2008		0 / 0.00	0.00	0.00

Lap	Car 1	Car 2	Car 3	Car 4
1				

Produced by RC-Timing 2008 on 22 Dec 2008, 4:21 PM. www.RC-Timing.com