

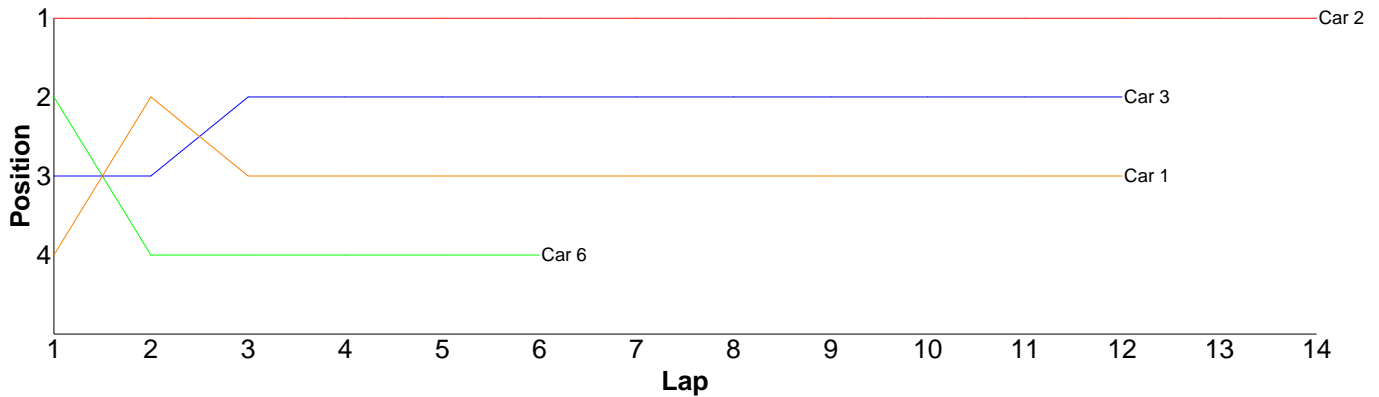
# AMCC Winter Championship 2008/09 - Round 5: 7 Dec 08

## Race Results

### Heat 1 - Round 1 (Formula GT)

Pos	Car	Form	Name	Member Type	Car Make	Result	Ave	Best
1	2	F4	Gerald Page	2008	Associated	14 / 300.65	21.47	20.61
2	3	F4	Andy Carless	2008	HPI	12 / 306.29	25.52	23.45
3	1		Remo Casadei	2008	Corally	12 / 325.65	27.13	23.46
4	6	F2	Scott Hauser	2008		6 / 200.08	33.34	23.92
=5	4	F4	Neil Talbot	2008	Tamiya	0 / 0.00	0.00	0.00
=5	5	F4	Brian Killick	2008	Tamiya	0 / 0.00	0.00	0.00

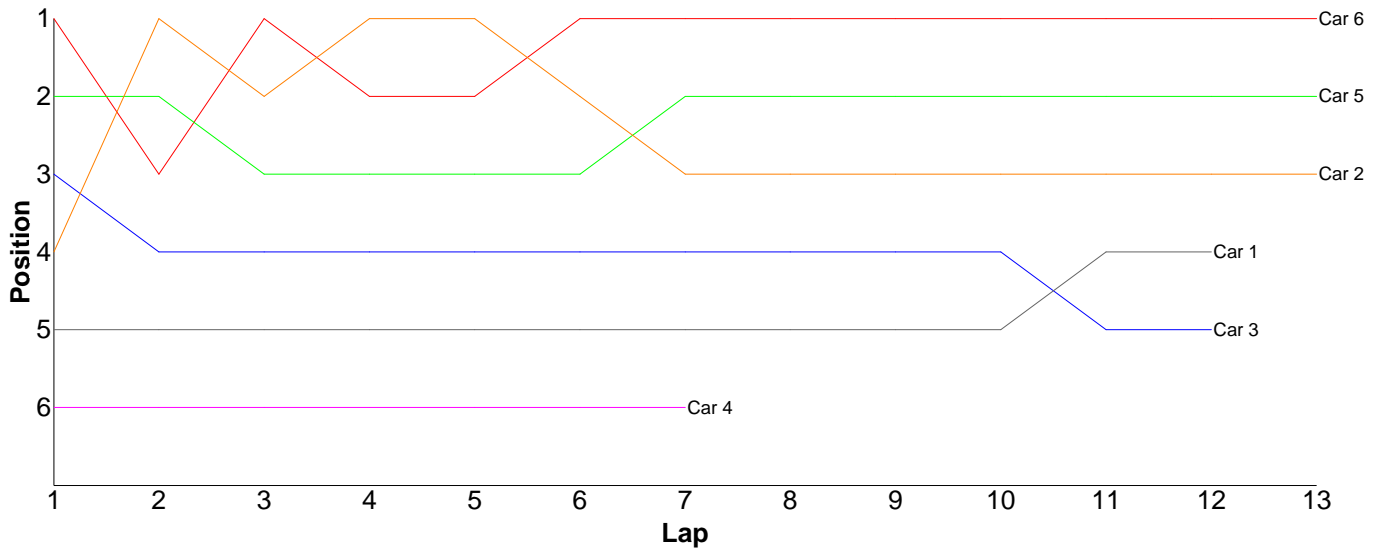
Lap	Car 1	Car 2	Car 3	Car 4	Car 5	Car 6
1	26.98	21.54	26.25			25.58
2	26.69	22.93	34.05			39.30
3	38.91	22.03	24.47			39.11
4	23.97	21.69	24.87			27.99
5	28.05	21.38	23.81			44.18
6	24.43	21.18	26.25			23.92
7	31.43	20.74	23.45			
8	23.46	20.70	23.62			
9	23.53	20.61	23.75			
10	27.85	21.10	23.60			
11	23.82	22.30	26.59			
12	26.53	21.54	25.58			
13		21.70				
14		21.21				
15						



## Heat 2 - Round 1 (Formula GT)

Pos	Car	Form	Name	Member Type	Car Make	Result	Ave	Best
1	6		Rob Baxter	G B	Tamiya	13 / 303.67	23.35	20.54
2	5	F4	Tim Webb	2008	Tamiya	13 / 320.73	24.67	22.05
3	2	F3	Nigel Moss	2008	Tamiya	13 / 324.65	24.97	21.22
4	1		Rob Warren	G B	Associated	12 / 300.96	25.08	22.59
5	3	F3	Neil Pilkington	2008	Tamiya	12 / 308.43	25.70	22.96
6	4	F3	Dave Skelton	2008	Tamiya	7 / 307.87	43.98	23.08

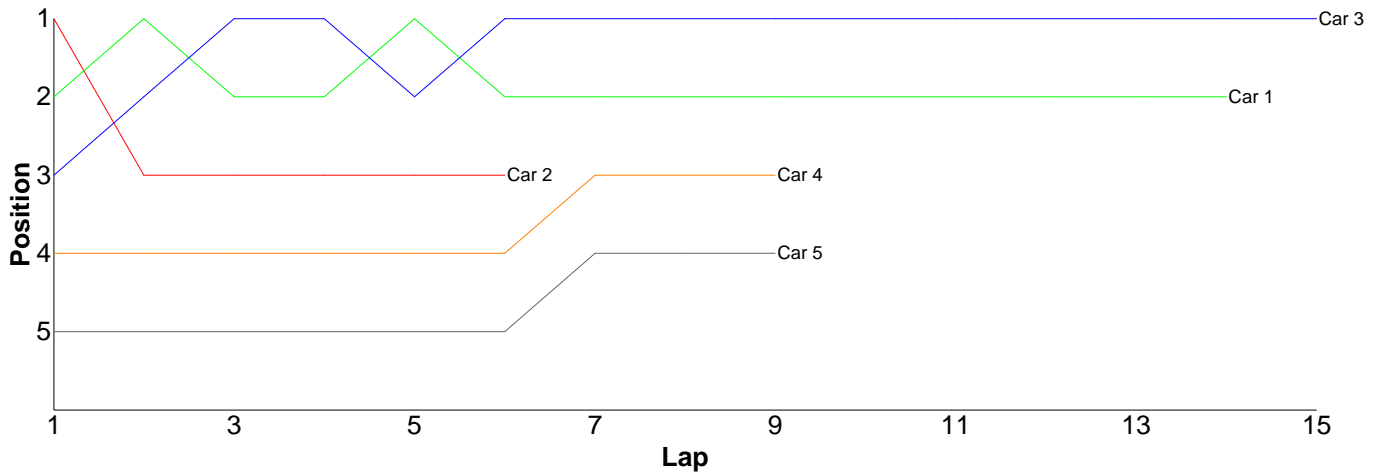
Lap	Car 1	Car 2	Car 3	Car 4	Car 5	Car 6
1	31.47	24.61	24.28	45.14	24.06	21.60
2	23.77	21.22	26.09	95.84	24.10	28.16
3	25.45	24.56	24.69	25.54	26.77	20.59
4	30.97	23.08	25.83	47.40	23.73	24.29
5	23.51	21.89	23.99	23.08	25.36	20.74
6	22.59	30.73	22.96	47.20	22.35	27.94
7	24.24	24.51	24.17	23.67	22.49	20.54
8	24.21	24.75	24.25		22.56	21.20
9	24.01	26.25	33.12		22.05	21.87
10	23.94	29.33	24.31		24.41	26.56
11	23.09	26.21	25.04		29.28	21.01
12	23.71	22.80	29.70		24.26	21.87
13		24.71			29.31	27.30
14						



# Heat 3 - Round 1 (Stock Touring)

Pos	Car	Form	Name	Member Type	Car Make	Result	Ave	Best
1	3		James Davis	G A		15 / 313.90	20.92	19.84
2	1		Craig Murrell (J)	G A	Xray	14 / 302.06	21.57	20.25
3	4	F2	Lee Smith	2008	Associated	9 / 284.91	31.65	24.38
4	5		Chris Groom	2008	Yokomo	9 / 315.22	35.02	25.41
5	2	F2	Kieran Stokes (J)	2008	Xray	6 / 163.27	27.21	18.94

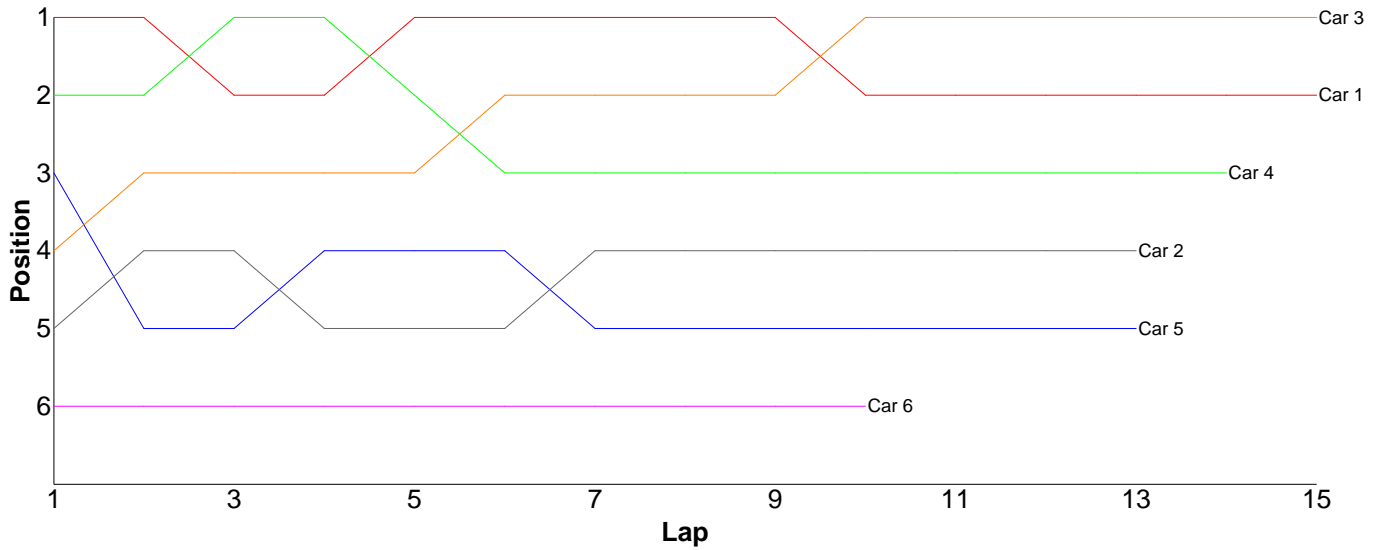
Lap	Car 1	Car 2	Car 3	Car 4	Car 5
1	20.25	18.94	20.68	35.22	36.99
2	20.37	33.64	20.06	29.86	36.02
3	24.17	24.74	22.89	24.38	37.42
4	20.30	21.18	21.26	35.16	33.74
5	20.81	32.41	21.07	34.53	25.41
6	25.31	32.36	20.54	28.54	33.14
7	21.23		22.44	31.34	42.56
8	21.70		19.84	33.61	43.94
9	21.11		21.19	32.27	26.00
10	21.31		21.21		
11	22.01		20.23		
12	21.06		20.17		
13	20.47		20.26		
14	21.96		20.73		
15			21.33		
16					



# Heat 4 - Round 1 (Stock Touring)

Pos	Car	Form	Name	Member Type	Car Make	Result	Ave	Best
1	3		David Clift	2009		15 / 314.22	20.94	19.68
2	1	F1	Kyle Fuller (J)	2008	Xray	15 / 322.14	21.47	20.41
3	4	F2	Scott Stokes	2008	Xray	14 / 309.87	22.13	20.80
4	2		Chris Graco	G A	Xray	13 / 311.70	23.97	21.92
5	5	F2	Robin Francis	2008	Hot Bodies	13 / 316.22	24.32	20.47
6	6	F2	Mick Barnes	2008	Xray	10 / 277.86	27.78	23.20

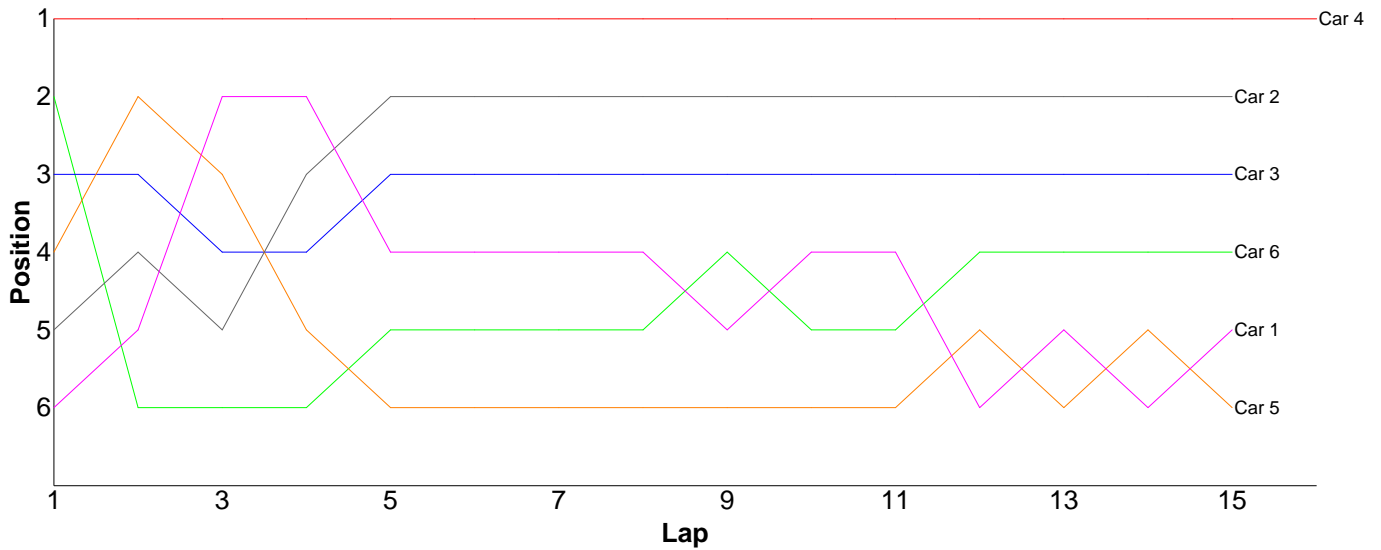
Lap	Car 1	Car 2	Car 3	Car 4	Car 5	Car 6
1	20.61	25.32	23.01	21.19	22.52	28.85
2	20.41	25.67	23.81	21.24	29.79	23.66
3	23.34	22.78	20.65	21.45	21.62	29.70
4	21.68	21.92	19.68	21.61	20.47	23.28
5	21.03	22.88	20.50	21.97	23.90	24.37
6	20.57	22.65	20.85	26.29	22.13	23.20
7	20.48	22.44	21.83	23.01	29.97	28.43
8	22.03	27.07	20.27	26.74	23.40	29.37
9	20.61	23.46	20.24	21.24	22.45	34.30
10	21.34	22.10	20.39	21.02	22.02	32.70
11	20.45	22.14	19.88	20.91	21.99	
12	20.44	23.07	20.26	21.50	31.01	
13	21.00	30.20	20.43	20.90	24.95	
14	25.99		22.12	20.80		
15	22.16		20.30			
16						



# Heat 5 - Round 1 (Stock Touring)

Pos	Car	Form	Name	Member Type	Car Make	Result	Ave	Best
1	4		Anthony Pedder	G A	Hot Bodies	16 / 320.04	20.00	19.09
2	2	F1	Rob Baxter	G A	Xray	15 / 301.41	20.09	18.57
3	3	F1	Kevin Bissell	2008	Hot Bodies	15 / 312.97	20.86	19.70
4	6	F1	Jon Wilkins	2008	Hot Bodies	15 / 317.84	21.18	19.60
5	1	F1	Nigel Moss	2008	Hot Bodies	15 / 318.26	21.21	18.84
6	5	F1	Ian Cairns	2008	Xray	15 / 323.13	21.54	19.52

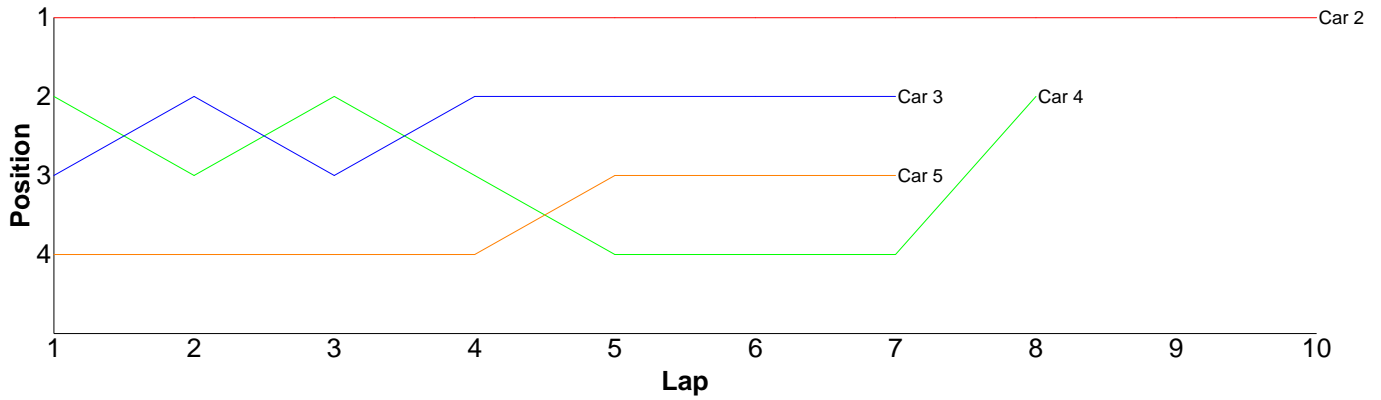
Lap	Car 1	Car 2	Car 3	Car 4	Car 5	Car 6
1	21.14	21.09	20.71	20.13	20.77	20.39
2	22.19	21.81	21.78	20.34	20.96	24.17
3	18.84	19.55	19.78	19.49	20.50	24.91
4	18.89	19.00	19.94	19.09	20.55	20.70
5	22.76	20.92	20.35	19.29	27.33	19.60
6	23.70	19.23	20.94	19.85	22.79	20.37
7	21.57	18.92	19.70	19.75	20.88	20.22
8	20.96	19.65	20.41	20.73	20.16	20.48
9	21.52	18.71	23.06	19.65	20.11	20.50
10	19.08	26.86	20.06	19.48	19.52	20.03
11	19.25	19.36	19.98	20.75	20.70	22.44
12	26.56	18.68	23.95	19.86	20.49	20.23
13	20.25	19.67	20.15	19.30	22.71	20.33
14	21.70	19.39	21.85	20.10	20.51	20.60
15	19.85	18.57	20.31	20.10	25.15	22.87
16				22.13		
17						



# Heat 6 - Round 1 (EP Sport)

Pos	Car	Form	Name	Member Type	Car Make	Result	Ave	Best
1	2		Jack Warren (J)	G A	Xray	10 / 310.06	31.00	27.36
2	4	F2	Hannah Carless (J)	2008	Tamiya	8 / 318.32	39.79	35.61
3	3		Jason Elliot	G A	Tamiya	7 / 263.60	37.65	32.26
4	5		Nicholas Mugridge	2008	HPI	7 / 282.56	40.36	35.05
5	1	F1	Mark Brown	2008	Tamiya	0 / 0.00	0.00	0.00

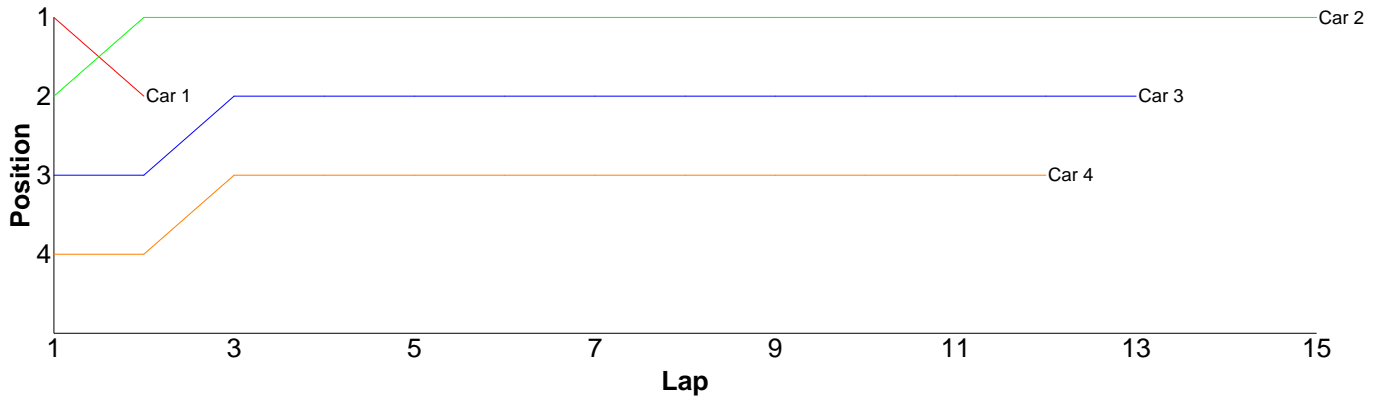
Lap	Car 1	Car 2	Car 3	Car 4	Car 5
1		35.68	45.75	40.88	46.98
2		29.96	33.68	38.80	39.03
3		28.92	40.33	38.40	41.62
4		30.38	34.15	41.23	35.05
5		28.52	36.73	46.31	36.18
6		29.70	40.70	37.56	39.42
7		34.94	32.26	39.53	44.28
8		30.08		35.61	
9		27.36			
10		34.52			
11					



# Heat 7 - Round 1 (Pro-Stock)

Pos	Car	Form	Name	Member Type	Car Make	Result	Ave	Best
1	2		Kieran Clift (J)	2009	Schumacher	15 / 307.28	20.48	19.57
2	3	F1	Brian Killick	2008	Xray	13 / 320.21	24.63	20.95
3	4	F2	Neil Talbot	2008	Xray	12 / 312.33	26.02	21.11
4	1	F1	Jon Wilkins	2008	Hot Bodies	2 / 41.64	20.82	20.31
=5	5		Chris Graco	G A	Xray	0 / 0.00	0.00	0.00
=5	6		Mark Fagan	2008	Serpent	0 / 0.00	0.00	0.00

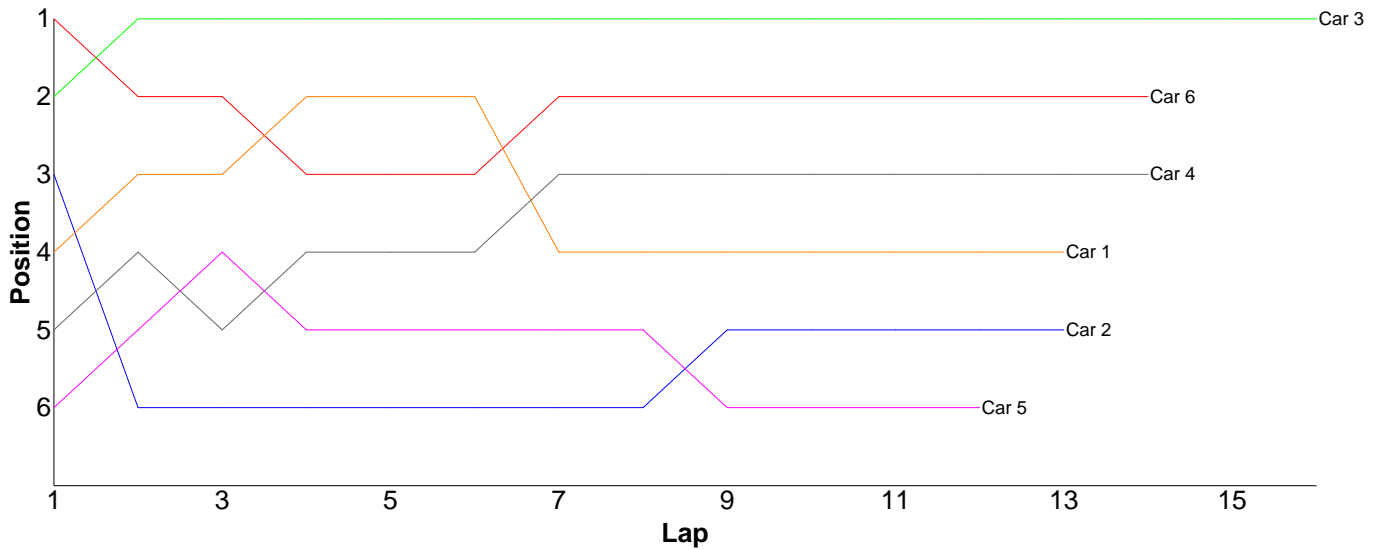
Lap	Car 1	Car 2	Car 3	Car 4	Car 5	Car 6
1	20.31	21.04	25.38	29.86		
2	21.33	20.16	28.61	26.46		
3		20.42	23.39	28.23		
4		19.99	22.36	25.77		
5		20.42	21.19	22.59		
6		20.36	30.88	26.23		
7		20.19	24.21	28.84		
8		21.57	22.88	21.11		
9		21.02	21.42	27.63		
10		20.03	24.07	22.13		
11		20.03	31.35	24.72		
12		21.97	23.52	28.76		
13		20.01	20.95			
14		19.57				
15		20.50				
16						



# Heat 8 - Round 1 (Pro-Stock)

Pos	Car	Form	Name	Member Type	Car Make	Result	Ave	Best
1	3	F1	Ori Sohachevsky	2008	Schumacher	16 / 316.13	19.75	19.18
2	6	F1	Jamie Vassallo	2008	Schumacher	14 / 310.20	22.15	20.36
3	4	F1	Dave Skelton	2008	Xray	14 / 313.20	22.37	19.94
4	1	F1	Nick Adams	2008	Tamiya	13 / 300.15	23.08	20.60
5	2		Remo Casadei	G A	Schumacher	13 / 316.19	24.32	19.52
6	5	F1	Scott Hauser	2008	Schumacher	12 / 305.97	25.49	21.13

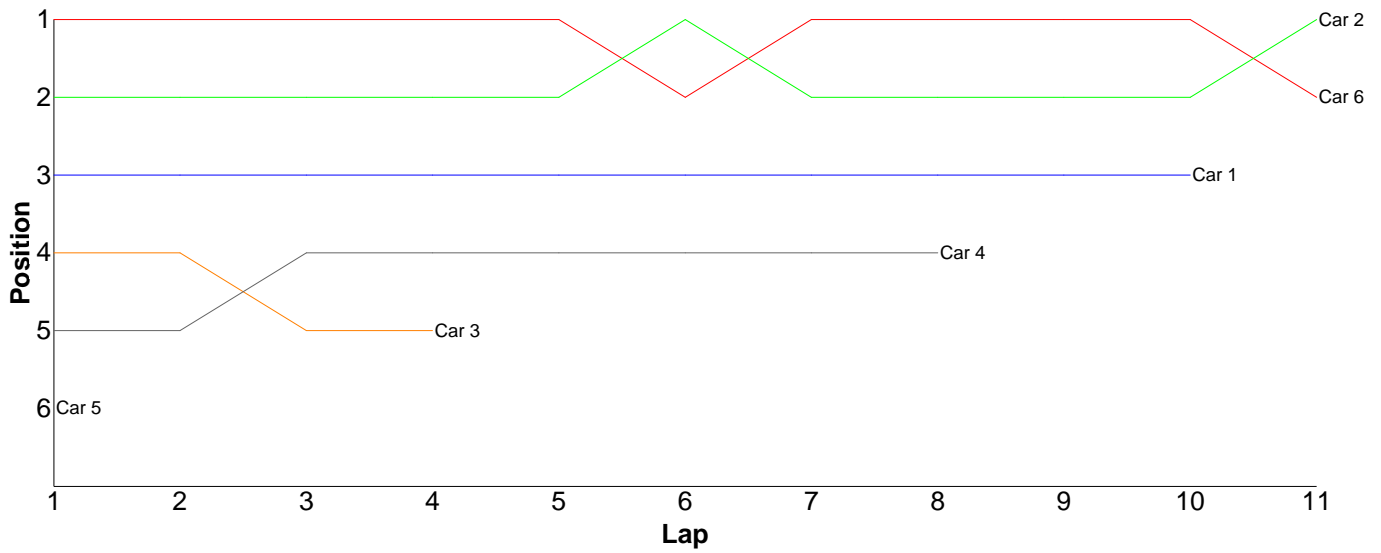
Lap	Car 1	Car 2	Car 3	Car 4	Car 5	Car 6
1	22.83	22.55	21.81	25.00	26.41	20.87
2	23.02	27.31	19.21	21.80	22.71	22.81
3	21.62	46.28	19.50	26.98	24.55	21.33
4	20.60	24.45	19.67	20.91	36.84	27.86
5	22.16	20.55	19.65	20.47	21.89	20.99
6	26.62	22.98	19.21	23.75	21.90	23.18
7	29.93	22.64	19.67	21.42	24.54	20.90
8	21.92	20.93	19.57	24.34	27.91	24.36
9	22.62	19.52	19.48	21.89	30.23	22.43
10	23.11	24.61	19.28	19.94	24.93	20.58
11	20.72	22.21	19.57	23.82	22.93	20.68
12	21.42	22.07	19.44	21.00	21.13	20.36
13	23.58	20.09	19.18	21.49		23.16
14			19.58	20.39		20.69
15			21.69			
16			19.62			
17						



# Heat 9 - Round 1 (Bikes)

Pos	Car	Form	Name	Member Type	Car Make	Result	Ave	Best
1	2	F1	Roki Read	2008		11 / 319.11	29.01	25.51
2	6	F2	Dave Richards	2008		11 / 329.27	29.93	26.69
3	1	F1	Steve Leake	2008		10 / 313.59	31.35	26.84
4	4	F2	Chris Groom	2008		8 / 302.37	37.79	28.03
5	3	F1	Andy Carless	2008		4 / 194.00	48.50	37.63
6	5	F2	Scott Adderson	2008		1 / 90.84	90.84	90.84
7	7	F2	Matthew Book	2008		0 / 0.00	0.00	0.00

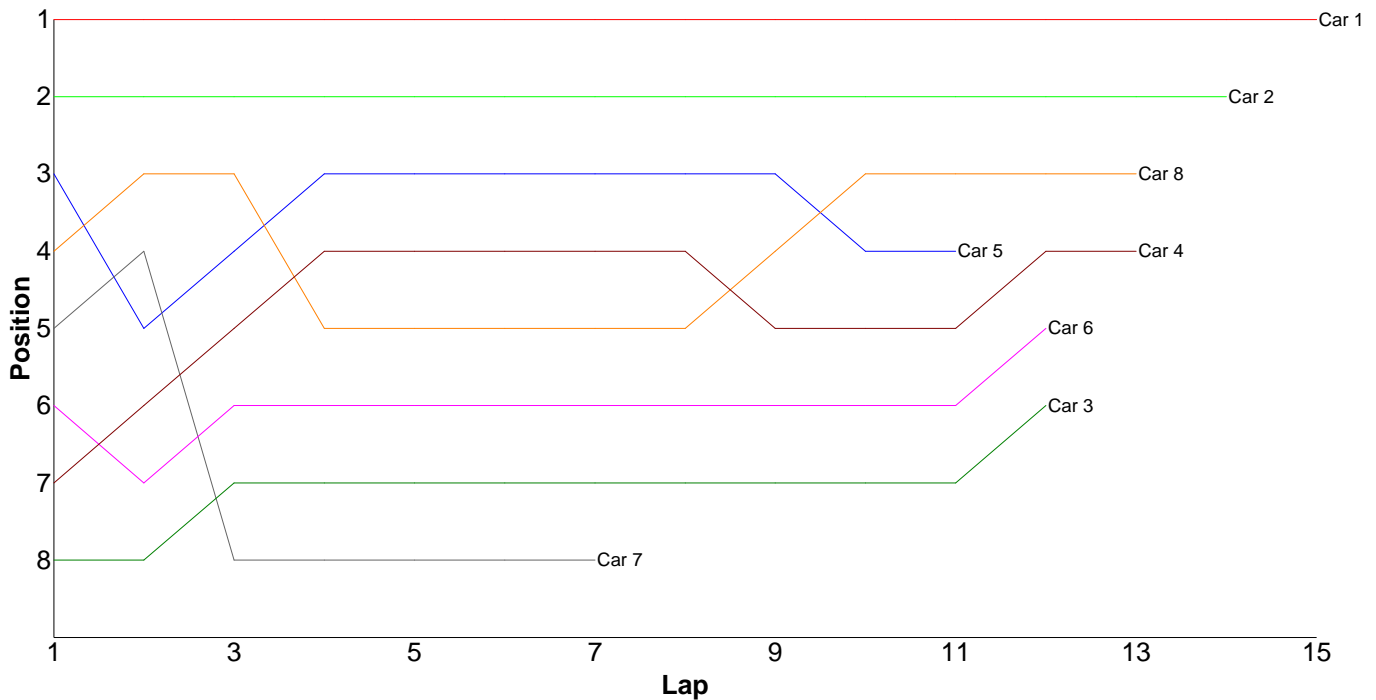
Lap	Car 1	Car 2	Car 3	Car 4	Car 5	Car 6	Car 7
1	32.86	30.15	37.63	41.56	90.84	27.43	
2	33.53	29.64	48.86	44.97		31.91	
3	30.70	27.76	61.32	35.47		27.40	
4	36.82	29.10	46.19	45.30		27.80	
5	26.84	25.51		28.88		27.55	
6	32.12	31.32		28.03		33.66	
7	27.24	31.83		41.09		28.90	
8	33.43	31.17		37.07		29.81	
9	27.59	26.28				26.69	
10	32.46	26.69				27.02	
11		29.66				41.10	
12							



# Heat 10 - Round 1 (IC Touring)

Pos	Car	Form	Name	Member Type	Car Make	Result	Ave	Best
1	1	F1	John Zottl	2008	Xray	15 / 313.61	20.90	20.10
2	2	F1	David Forsythe	2008	Xray	14 / 301.21	21.51	20.33
3	8	F2	Colin Taggart	2008	Xray	13 / 300.52	23.11	21.34
4	4	F2	Phillip Pullen	2008	Mugen	13 / 307.76	23.67	22.12
5	6	F2	Gary Fuller	2008	Serpent	12 / 316.13	26.34	24.34
6	3	F2	James Rumble	2008	Xray	12 / 322.08	26.84	22.37
7	5	F2	Mark Brown	2008	Team Magic	11 / 257.54	23.41	22.53
8	7	F2	Mark Fagan	2008	Serpent	7 / 315.21	45.03	21.18
9	9	F2	Derek Brown	2008	Serpent	0 / 0.00	0.00	0.00

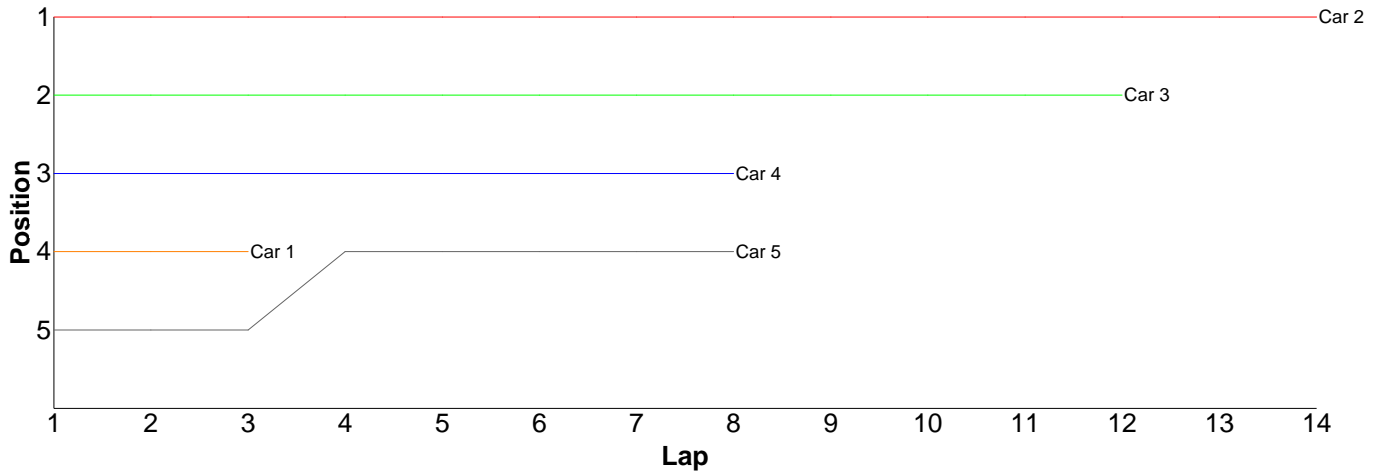
Lap	Car 1	Car 2	Car 3	Car 4	Car 5	Car 6	Car 7	Car 8	Car 9
1	20.20	21.19	53.04	27.93	24.76	27.57	26.63	25.01	
2	21.87	22.12	23.52	24.01	23.62	26.94	21.38	22.40	
3	20.79	22.46	23.70	23.05	22.87	25.86	66.18	22.47	
4	20.38	22.25	23.87	22.12	22.61	26.85	90.25	29.38	
5	20.10	20.33	23.40	24.55	26.40	28.32	21.52	22.81	
6	20.49	21.57	25.24	23.00	22.60	24.68	68.07	24.59	
7	21.00	21.48	23.69	22.99	23.05	24.34	21.18	22.20	
8	20.88	22.51	30.69	22.81	23.34	26.59		21.94	
9	21.14	21.40	26.02	22.62	22.53	27.07		21.98	
10	21.24	21.17	23.02	23.60	23.20	26.12		21.34	
11	20.68	20.90	23.52	22.82	22.56	26.51		23.22	
12	21.28	21.84	22.37	24.27		25.28		21.34	
13	21.88	20.53		23.99				21.84	
14	20.47	21.46							
15	21.21								
16									



# Heat 1 - Round 2 (Formula GT)

Pos	Car	Form	Name	Member Type	Car Make	Result	Ave	Best
1	2	F4	Gerald Page	2008	Associated	14 / 314.39	22.45	21.74
2	3	F4	Andy Carless	2008	HPI	12 / 310.75	25.89	23.97
3	4	F4	Neil Talbot	2008	Tamiya	8 / 261.06	32.63	28.32
4	5	F4	Brian Killick	2008	Tamiya	8 / 285.79	35.72	28.76
5	1		Remo Casadei	2008	Corally	3 / 107.15	35.71	31.76
6	6	F2	Scott Hauser	2008		0 / 0.00	0.00	0.00

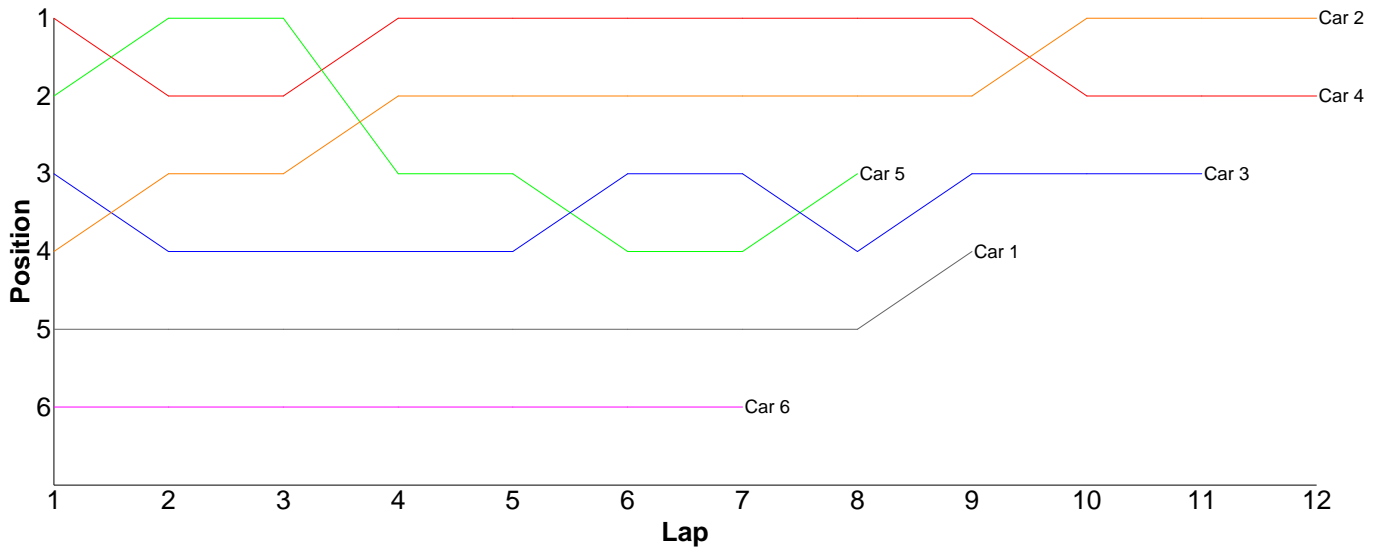
Lap	Car 1	Car 2	Car 3	Car 4	Car 5	Car 6
1	40.83	23.17	25.27	39.90	45.15	
2	31.76	22.56	29.62	29.62	35.35	
3	34.56	22.12	29.08	34.38	28.76	
4		21.74	25.42	35.00	33.16	
5		22.42	25.22	31.01	31.10	
6		23.00	24.38	29.12	42.33	
7		22.10	28.72	28.32	35.72	
8		23.22	25.12	33.71	34.22	
9		22.68	25.04			
10		22.03	24.39			
11		22.85	23.97			
12		22.01	24.52			
13		22.13				
14		22.36				
15						



## Heat 2 - Round 2 (Formula GT)

Pos	Car	Form	Name	Member Type	Car Make	Result	Ave	Best
1	2	F3	Nigel Moss	2008	Tamiya	12 / 300.05	25.00	23.57
2	4	F3	Dave Skelton	2008	Tamiya	12 / 320.11	26.67	17.67
3	3	F3	Neil Pilkington	2008	Tamiya	11 / 313.11	28.46	24.67
4	1		Rob Warren	G B	Associated	9 / 312.65	34.73	31.45
5	5	F4	Tim Webb	2008	Tamiya	8 / 217.48	27.18	23.92
6	6		Rob Baxter	G B	Tamiya	7 / 285.46	40.78	31.82

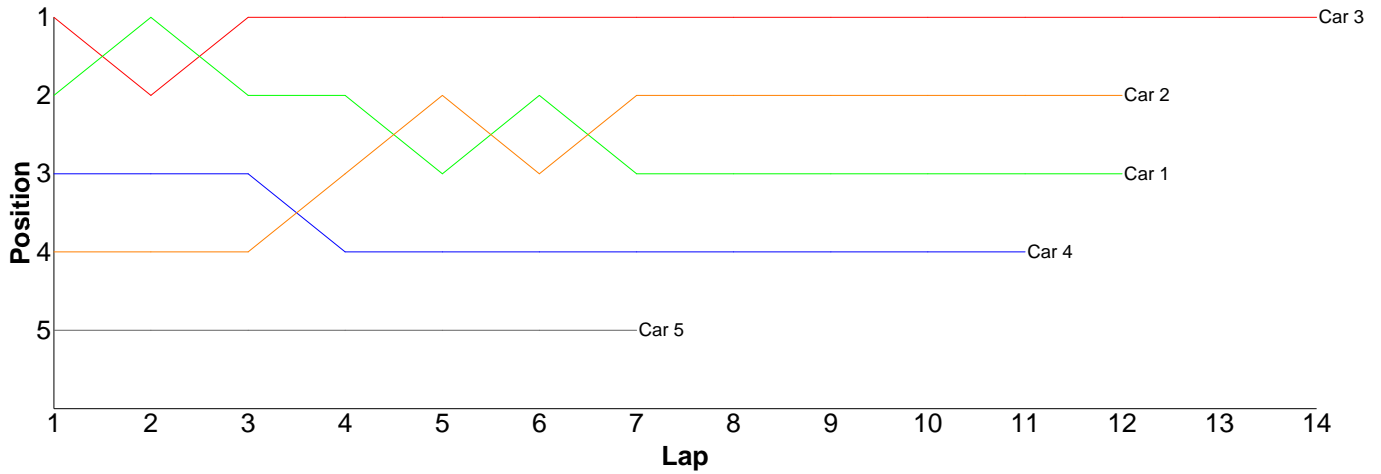
Lap	Car 1	Car 2	Car 3	Car 4	Car 5	Car 6
1	36.91	27.85	27.84	17.67	25.63	49.23
2	32.95	24.75	27.48	33.86	25.69	45.99
3	40.41	23.57	28.61	24.42	24.51	56.36
4	35.89	24.81	27.90	24.57	28.44	32.89
5	33.22	24.21	25.41	24.53	25.65	31.82
6	32.79	24.39	25.04	24.33	34.90	32.92
7	31.45	24.67	24.67	23.60	23.92	36.25
8	36.44	26.93	46.44	25.52	28.74	
9	32.59	24.31	25.10	23.78		
10		24.81	27.65	47.49		
11		25.86	26.97	23.83		
12		23.89	26.51			
13						



# Heat 3 - Round 2 (Stock Touring)

Pos	Car	Form	Name	Member Type	Car Make	Result	Ave	Best
1	3		James Davis	G A		14 / 317.39	22.67	21.24
2	2	F2	Kieran Stokes (J)	2008	Xray	12 / 308.28	25.69	21.60
3	1		Craig Murrell (J)	G A	Xray	12 / 313.38	26.11	21.24
4	4	F2	Lee Smith	2008	Associated	11 / 322.92	29.35	23.88
5	5		Chris Groom	2008	Yokomo	7 / 272.72	38.96	28.24

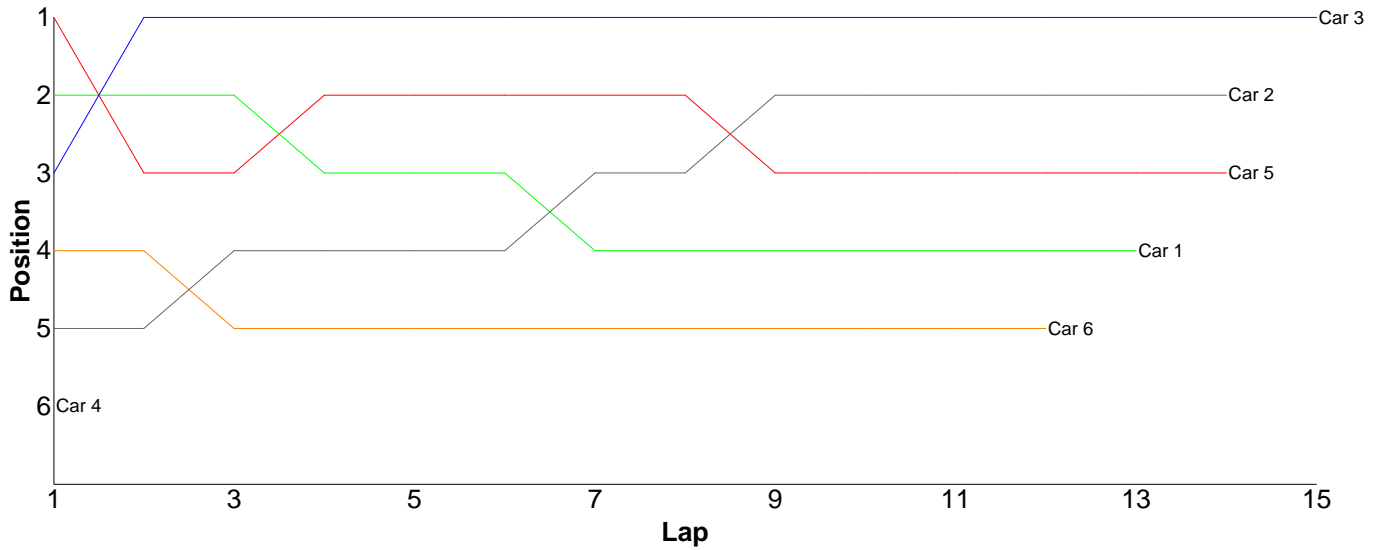
Lap	Car 1	Car 2	Car 3	Car 4	Car 5
1	24.20	34.42	23.43	31.01	65.52
2	21.24	23.94	22.55	25.41	34.03
3	28.41	25.13	27.19	26.04	36.58
4	31.09	22.47	22.51	35.31	37.54
5	26.25	24.91	21.38	31.17	28.24
6	24.69	26.52	21.78	40.53	30.92
7	25.91	23.16	23.50	27.06	39.89
8	25.87	23.14	22.61	30.13	
9	23.83	22.88	22.51	28.47	
10	34.54	27.72	22.15	23.88	
11	24.31	21.60	21.25	23.91	
12	23.04	32.39	23.40		
13			21.24		
14			21.89		
15					



# Heat 4 - Round 2 (Stock Touring)

Pos	Car	Form	Name	Member Type	Car Make	Result	Ave	Best
1	3		David Clift	2009		15 / 312.87	20.85	19.66
2	2		Chris Graco	G A	Xray	14 / 312.13	22.29	20.82
3	5	F2	Robin Francis	2008	Hot Bodies	14 / 317.11	22.65	20.73
4	1	F1	Kyle Fuller (J)	2008	Xray	13 / 307.35	23.64	21.37
5	6	F2	Mick Barnes	2008	Xray	12 / 325.90	27.15	22.92
6	4	F2	Scott Stokes	2008	Xray	1 / 185.55	185.55	185.55

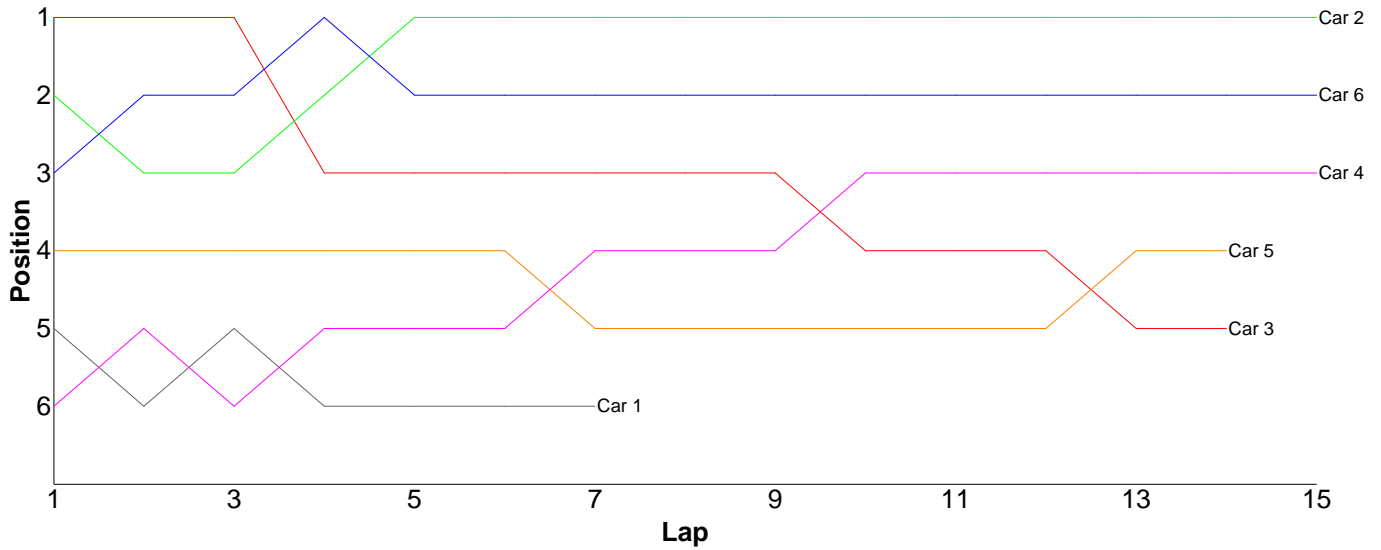
Lap	Car 1	Car 2	Car 3	Car 4	Car 5	Car 6
1	21.64	28.51	21.87	185.55	21.15	27.42
2	21.37	21.98	20.21		22.83	22.92
3	21.74	22.13	20.24		20.98	24.37
4	22.33	21.21	22.31		20.73	26.32
5	26.28	21.12	19.66		21.76	28.56
6	22.53	21.25	20.40		22.07	25.20
7	24.53	22.56	26.04		23.04	34.46
8	26.41	21.77	20.63		22.81	28.88
9	22.76	21.81	20.12		29.58	26.07
10	25.64	21.06	19.75		21.26	29.61
11	23.45	21.19	20.66		24.46	25.69
12	25.53	20.82	19.75		21.63	26.40
13	23.14	23.08	20.89		21.85	
14		23.64	20.33		22.96	
15			20.01			
16						



# Heat 5 - Round 2 (Stock Touring)

Pos	Car	Form	Name	Member Type	Car Make	Result	Ave	Best
1	2	F1	Rob Baxter	G A	Xray	15 / 306.87	20.45	19.15
2	6	F1	Jon Wilkins	2008	Hot Bodies	15 / 307.02	20.46	19.47
3	4		Anthony Pedder	G A	Hot Bodies	15 / 316.26	21.08	19.66
4	5	F1	Ian Cairns	2008	Xray	14 / 301.10	21.50	20.40
5	3	F1	Kevin Bissell	2008	Hot Bodies	14 / 301.11	21.50	20.19
6	1	F1	Nigel Moss	2008	Hot Bodies	7 / 163.79	23.39	21.29

Lap	Car 1	Car 2	Car 3	Car 4	Car 5	Car 6
1	26.20	20.69	20.61	26.50	24.50	20.88
2	21.93	21.28	20.19	20.08	20.79	20.87
3	21.29	21.47	20.53	23.30	21.09	20.03
4	27.14	19.73	24.33	20.34	20.40	20.37
5	21.56	20.12	20.95	19.90	21.42	23.39
6	23.55	19.15	20.77	19.92	21.45	20.57
7	22.12	21.91	21.44	19.91	20.52	20.26
8		20.27	21.02	22.08	25.43	20.45
9		19.31	21.01	20.03	20.83	19.73
10		21.39	21.56	20.06	21.77	20.06
11		20.03	20.98	19.82	20.51	19.73
12		19.82	20.28	20.89	21.28	20.37
13		20.90	26.88	19.66	20.40	20.29
14		19.99	20.56	20.04	20.71	20.55
15		20.81		23.73		19.47
16						

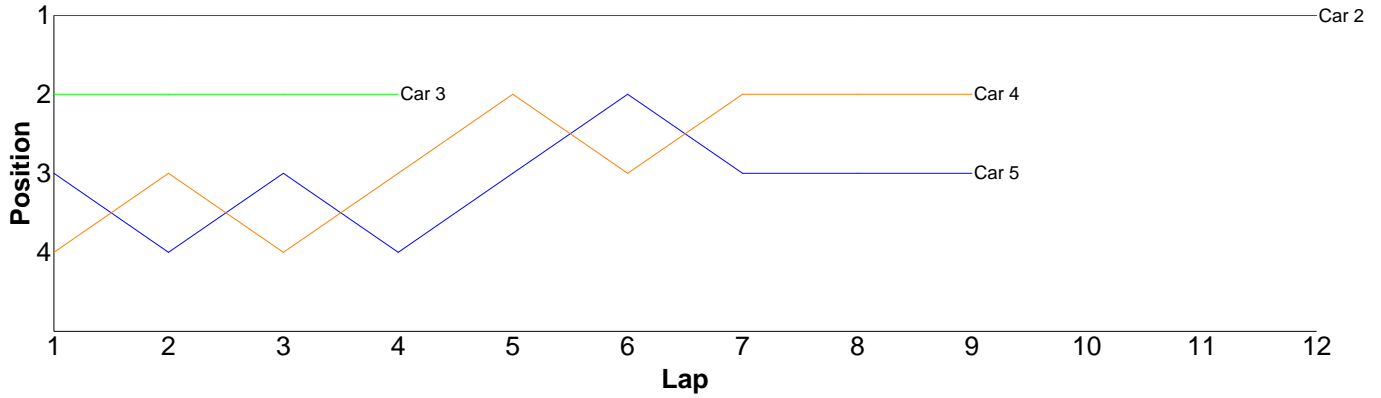


# Heat 6 - Round 2 (EP Sport)

Pos	Car	Form	Name	Member Type	Car Make	Result	Ave	Best
1	2		Jack Warren (J)	G A	Xray	12 / 329.17	27.43	24.54
2	4	F2	Hannah Carless (J)	2008	Tamiya	9 / 320.99	35.66	33.41
3	5		Nicholas Mugridge	2008	HPI	9 / 326.01	36.22	30.13
4	3		Jason Elliot	G A	Tamiya	4 / 128.82	32.20	29.95
5	1	F1	Mark Brown	2008	Tamiya	0 / 0.00	0.00	0.00

Lap	Car 1	Car 2	Car 3	Car 4	Car 5
-----	-------	-------	-------	-------	-------

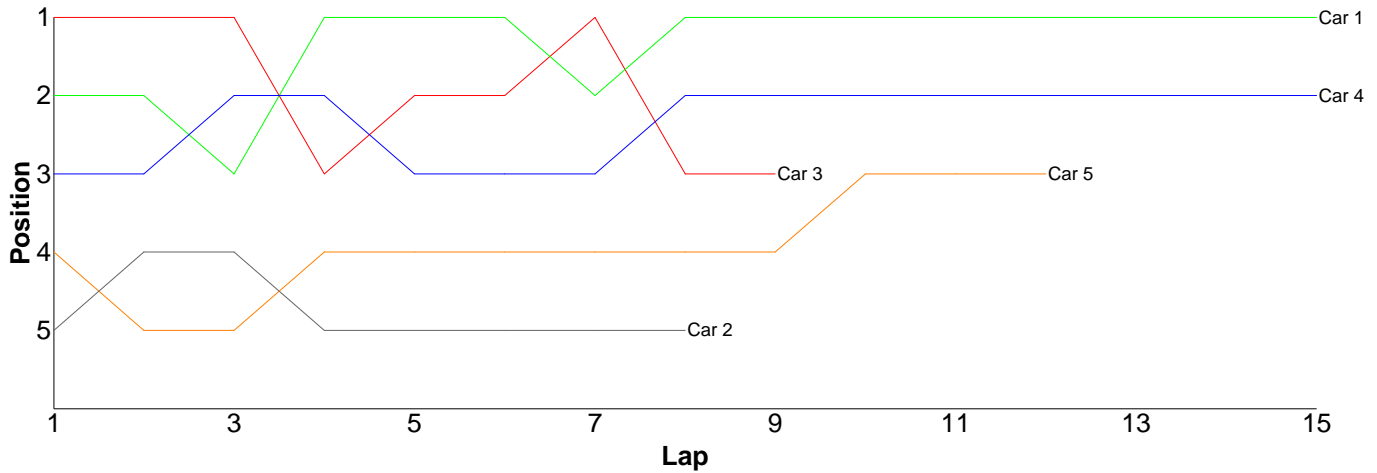
1		30.63	34.75	41.67	40.83
2		27.54	33.12	36.23	39.78
3		27.05	31.00	35.20	31.52
4		27.06	29.95	36.07	41.35
5		25.45		34.71	33.45
6		26.33		33.71	30.13
7		25.89		35.50	40.25
8		24.54		33.41	34.17
9		28.09		34.49	34.53
10		27.46			
11		27.48			
12		31.65			
13					



# Heat 7 - Round 2 (Pro-Stock)

Pos	Car	Form	Name	Member Type	Car Make	Result	Ave	Best
1	1	F1	Jon Wilkins	2008	Hot Bodies	15 / 303.01	20.20	19.28
2	4	F2	Neil Talbot	2008	Xray	15 / 310.82	20.72	19.86
3	5		Chris Graco	G A	Xray	12 / 305.52	25.46	21.40
4	3	F1	Brian Killick	2008	Xray	9 / 200.78	22.30	19.29
5	2		Kieran Clift (J)	2009	Schumacher	8 / 276.60	34.57	20.22
6	6		Mark Fagan	2008	Serpent	0 / 0.00	0.00	0.00

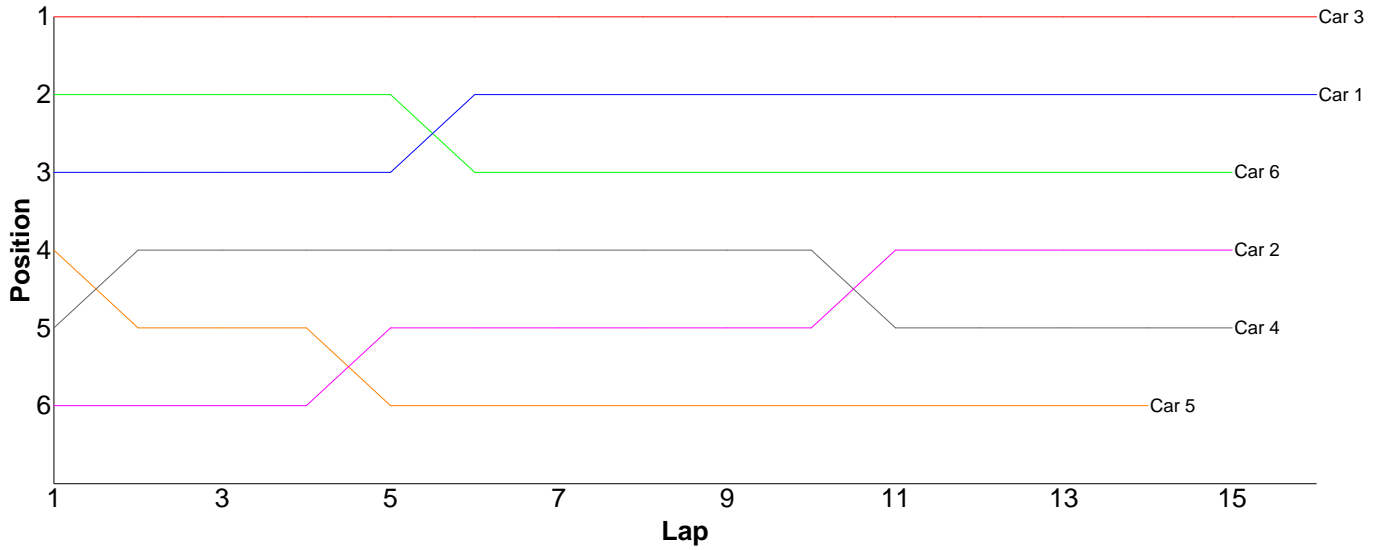
Lap	Car 1	Car 2	Car 3	Car 4	Car 5	Car 6
1	20.64	30.85	20.41	22.35	25.45	
2	20.19	20.63	19.96	19.99	30.21	
3	22.63	27.33	20.78	19.95	31.41	
4	19.92	87.09	23.58	22.35	24.46	
5	19.51	20.22	19.58	20.18	23.49	
6	20.22	36.31	19.38	20.23	23.28	
7	20.91	31.57	19.29	22.12	32.24	
8	20.07	22.60	27.44	21.40	23.59	
9	19.88		30.36	21.24	21.40	
10	20.01			19.86	21.90	
11	20.62			20.07	22.05	
12	19.28			19.99	26.04	
13	19.80			20.21		
14	19.59			20.15		
15	19.74			20.73		
16						



# Heat 8 - Round 2 (Pro-Stock)

Pos	Car	Form	Name	Member Type	Car Make	Result	Ave	Best
1	3	F1	Ori Sohachevsky	2008	Schumacher	16 / 300.37	18.77	18.28
2	1	F1	Nick Adams	2008	Tamiya	16 / 310.24	19.39	18.64
3	6	F1	Jamie Vassallo	2008	Schumacher	15 / 306.47	20.43	19.33
4	2		Remo Casadei	G A	Schumacher	15 / 309.08	20.60	18.93
5	4	F1	Dave Skelton	2008	Xray	15 / 319.97	21.33	20.00
6	5	F1	Scott Hauser	2008	Schumacher	14 / 315.48	22.53	19.93

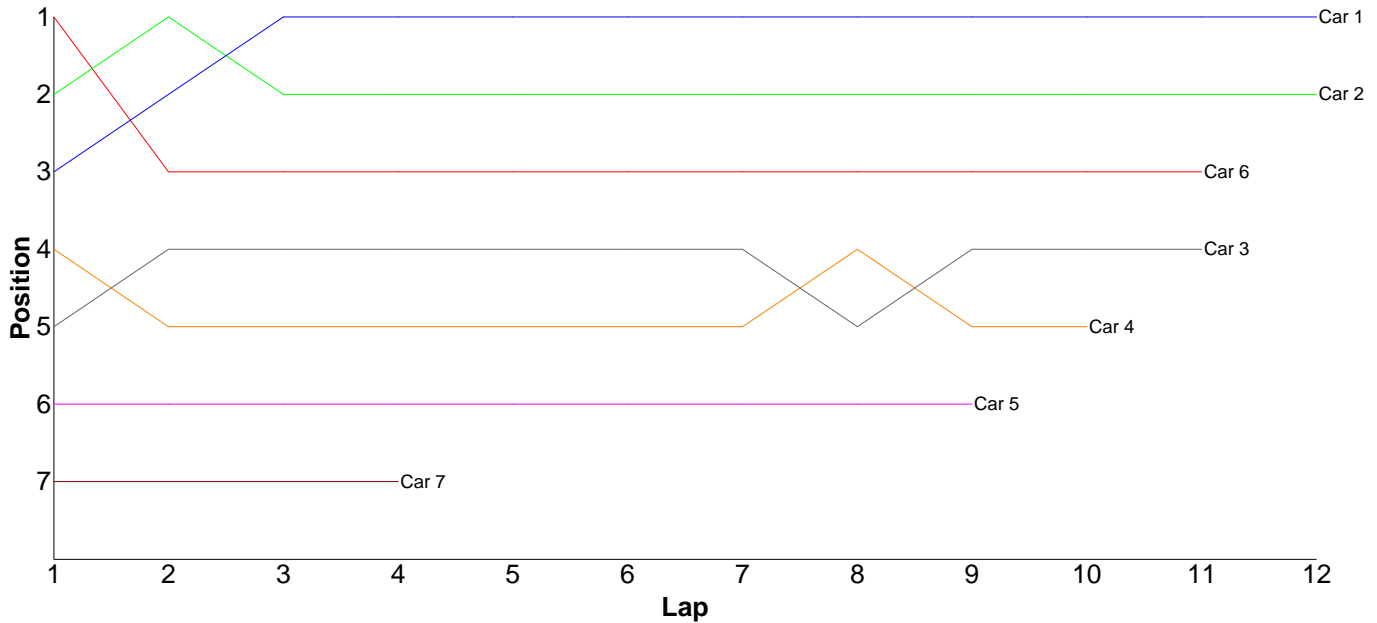
Lap	Car 1	Car 2	Car 3	Car 4	Car 5	Car 6
1	19.87	31.77	18.87	20.83	20.55	19.62
2	20.13	20.05	18.98	20.07	27.12	19.41
3	19.29	22.25	18.80	20.73	23.78	19.69
4	19.16	20.00	19.07	20.26	21.21	19.33
5	19.36	19.46	18.52	20.00	24.30	19.50
6	19.31	20.20	19.93	22.06	22.53	19.94
7	19.86	19.67	18.82	20.13	21.99	20.69
8	19.18	19.49	18.40	20.92	19.93	20.87
9	18.91	19.11	18.55	20.23	24.11	19.61
10	19.39	19.38	18.47	21.91	21.72	21.97
11	19.25	18.93	19.32	25.71	24.06	19.66
12	19.50	20.67	18.28	25.20	21.86	20.51
13	20.07	19.63	18.51	20.36	20.65	19.72
14	19.03	19.06	18.50	21.42	21.67	19.54
15	19.29	19.41	18.36	20.14		26.41
16	18.64		18.99			
17						



# Heat 9 - Round 2 (Bikes)

Pos	Car	Form	Name	Member Type	Car Make	Result	Ave	Best
1	1	F1	Steve Leake	2008		12 / 320.19	26.68	25.80
2	2	F1	Roki Read	2008		12 / 323.15	26.92	25.38
3	6	F2	Dave Richards	2008		11 / 320.61	29.14	26.00
4	3	F1	Andy Carless	2008		11 / 325.04	29.54	26.48
5	4	F2	Chris Groom	2008		10 / 308.56	30.85	26.49
6	5	F2	Scott Adderson	2008		9 / 311.98	34.66	27.20
7	7	F2	Matthew Book	2008		4 / 265.36	66.34	46.20

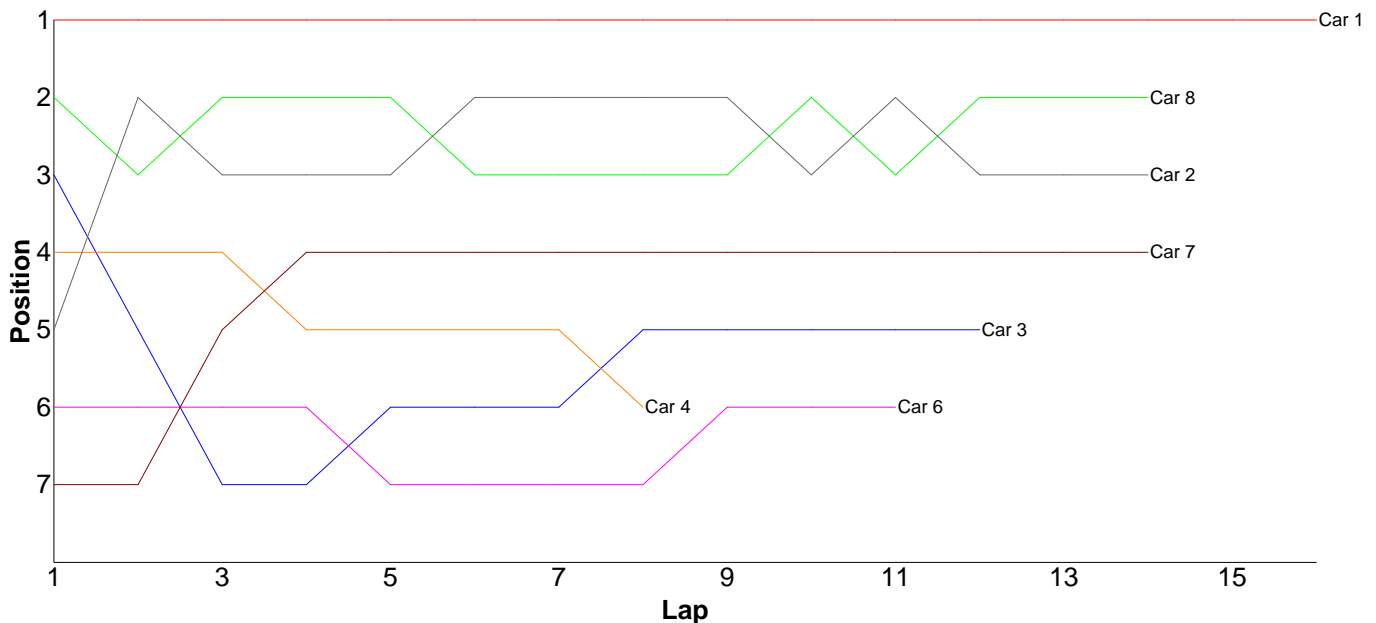
Lap	Car 1	Car 2	Car 3	Car 4	Car 5	Car 6	Car 7
1	28.04	26.92	40.34	40.21	46.40	26.86	114.22
2	25.98	26.25	29.70	29.97	28.58	35.07	49.96
3	26.17	28.40	27.60	36.09	36.97	26.00	54.98
4	26.42	26.23	26.48	26.95	34.89	26.21	46.20
5	26.70	28.77	27.11	26.49	35.58	27.15	
6	26.63	29.62	29.32	26.52	30.39	37.14	
7	26.25	25.38	26.77	27.66	28.42	26.86	
8	26.77	26.03	36.50	27.07	27.20	30.40	
9	28.26	26.00	27.10	31.01	43.55	26.92	
10	25.93	28.04	27.19	36.59		28.05	
11	27.24	25.63	26.93			29.95	
12	25.80	25.88					
13							



# Heat 10 - Round 2 (IC Touring)

Pos	Car	Form	Name	Member Type	Car Make	Result	Ave	Best
1	1	F1	John Zottl	2008	Xray	16 / 319.25	19.95	18.87
2	8	F2	Colin Taggart	2008	Xray	14 / 302.27	21.59	19.94
3	2	F1	David Forsythe	2008	Xray	14 / 306.87	21.91	20.11
4	7	F2	Mark Fagan	2008	Serpent	14 / 316.07	22.57	19.89
5	3	F2	James Rumble	2008	Xray	12 / 304.74	25.39	21.38
6	6	F2	Gary Fuller	2008	Serpent	11 / 311.29	28.29	23.72
7	4	F2	Phillip Pullen	2008	Mugen	8 / 208.50	26.06	22.47
=8	5	F2	Mark Brown	2008	Team Magic	0 / 0.00	0.00	0.00
=8	9	F2	Derek Brown	2008	Serpent	0 / 0.00	0.00	0.00

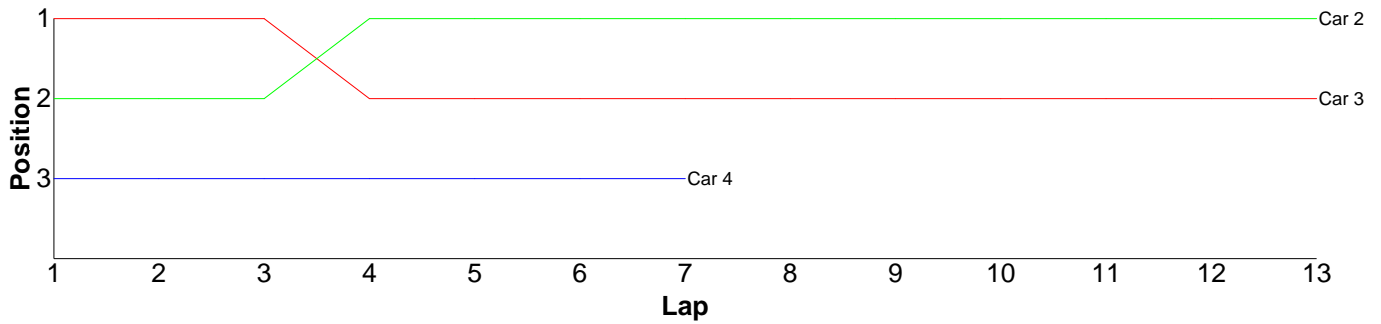
Lap	Car 1	Car 2	Car 3	Car 4	Car 5	Car 6	Car 7	Car 8	Car 9
1	20.18	26.23	24.54	24.61		27.03	34.26	21.75	
2	20.28	20.27	26.77	22.47		25.61	20.56	24.92	
3	20.20	21.85	30.33	28.23		27.16	21.35	21.26	
4	19.59	20.38	29.29	23.74		27.37	20.86	20.47	
5	19.52	24.41	23.45	22.53		39.23	20.50	22.03	
6	20.68	20.35	21.38	23.52		28.59	20.04	24.37	
7	19.53	20.69	21.86	25.63		26.06	21.09	22.08	
8	19.39	20.46	29.62	37.77		23.84	19.89	20.71	
9	19.69	22.10	23.84			30.26	22.96	20.45	
10	18.87	22.95	28.08			32.42	20.17	21.07	
11	20.26	20.11	22.63			23.72	26.42	20.92	
12	20.14	20.58	22.95				20.61	19.94	
13	19.45	25.20					27.15	20.74	
14	19.95	21.29					20.21	21.56	
15	20.53								
16	20.99								
17									



# Heat 1 - Round 3 (Formula GT)

Pos	Car	Form	Name	Member Type	Car Make	Result	Ave	Best
1	2	F4	Gerald Page	2008	Associated	13 / 303.68	23.36	22.27
2	3	F4	Andy Carless	2008	HPI	13 / 310.07	23.85	22.74
3	4	F4	Neil Talbot	2008	Tamiya	7 / 292.16	41.73	30.30
=4	1		Remo Casadei	2008	Corally	0 / 0.00	0.00	0.00
=4	5	F4	Brian Killick	2008	Tamiya	0 / 0.00	0.00	0.00
=4	6	F2	Scott Hauser	2008		0 / 0.00	0.00	0.00

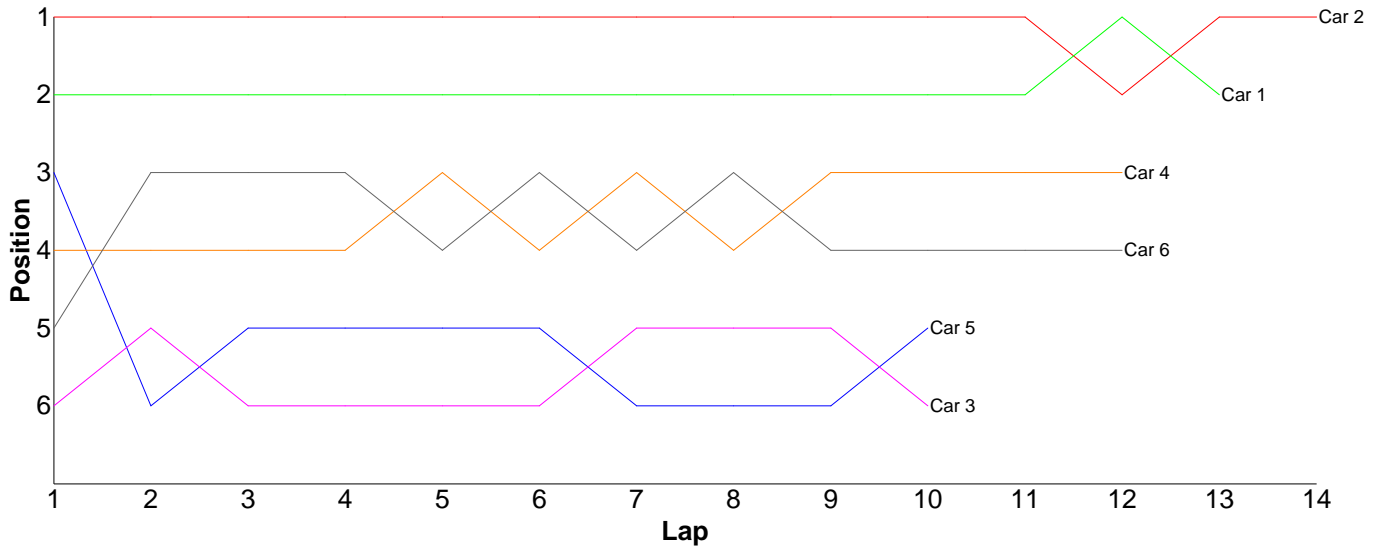
Lap	Car 1	Car 2	Car 3	Car 4	Car 5	Car 6
1		26.49	24.88	42.46		
2		23.65	24.98	44.96		
3		24.18	23.86	49.96		
4		22.49	23.45	36.29		
5		22.94	23.41	47.96		
6		22.53	23.93	30.30		
7		23.05	23.52	40.23		
8		22.74	23.85			
9		22.82	23.20			
10		25.33	23.18			
11		22.65	22.74			
12		22.54	25.82			
13		22.27	23.25			
14						



## Heat 2 - Round 3 (Formula GT)

Pos	Car	Form	Name	Member Type	Car Make	Result	Ave	Best
1	2	F3	Nigel Moss	2008	Tamiya	14 / 324.62	23.18	21.12
2	1		Rob Warren	G B	Associated	13 / 300.13	23.08	21.92
3	4	F3	Dave Skelton	2008	Tamiya	12 / 317.62	26.46	23.81
4	6		Rob Baxter	G B	Tamiya	12 / 323.17	26.93	23.37
5	5	F4	Tim Webb	2008	Tamiya	10 / 304.91	30.49	25.58
6	3	F3	Neil Pilkington	2008	Tamiya	10 / 308.68	30.86	25.08

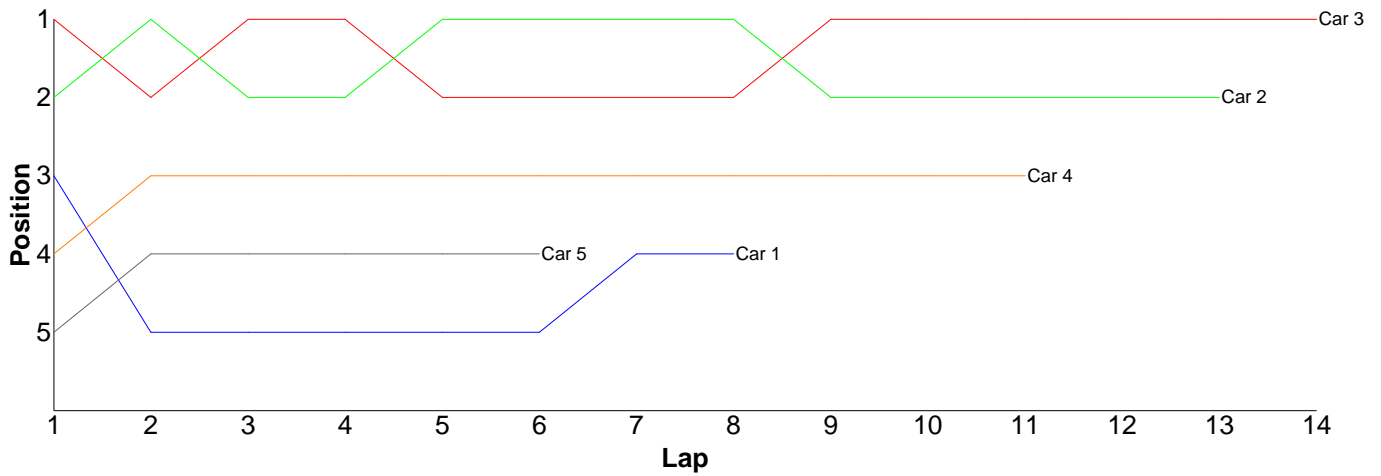
Lap	Car 1	Car 2	Car 3	Car 4	Car 5	Car 6
1	25.11	22.07	29.75	26.59	26.10	29.71
2	23.12	22.18	31.40	31.48	36.53	25.08
3	23.02	21.73	38.48	24.36	29.59	26.03
4	22.61	24.16	35.09	24.62	25.58	24.82
5	22.42	21.37	31.38	23.81	42.27	25.63
6	23.07	23.91	26.78	25.85	28.47	24.70
7	22.19	24.77	25.08	26.33	30.73	27.11
8	23.06	22.48	30.61	30.94	29.40	25.15
9	22.58	21.52	28.21	24.87	28.83	36.50
10	21.97	21.20	31.90	24.22	27.41	23.37
11	21.92	21.12		27.40		26.41
12	22.76	29.98		27.15		28.66
13	26.30	23.49				
14		24.64				
15						



# Heat 3 - Round 3 (Stock Touring)

Pos	Car	Form	Name	Member Type	Car Make	Result	Ave	Best
1	3		James Davis	G A		14 / 318.44	22.74	21.02
2	2	F2	Kieran Stokes (J)	2008	Xray	13 / 302.96	23.30	21.30
3	4	F2	Lee Smith	2008	Associated	11 / 303.25	27.56	22.35
4	1		Craig Murrell (J)	G A	Xray	8 / 314.59	39.32	22.08
5	5		Chris Groom	2008	Yokomo	6 / 267.66	44.61	26.92

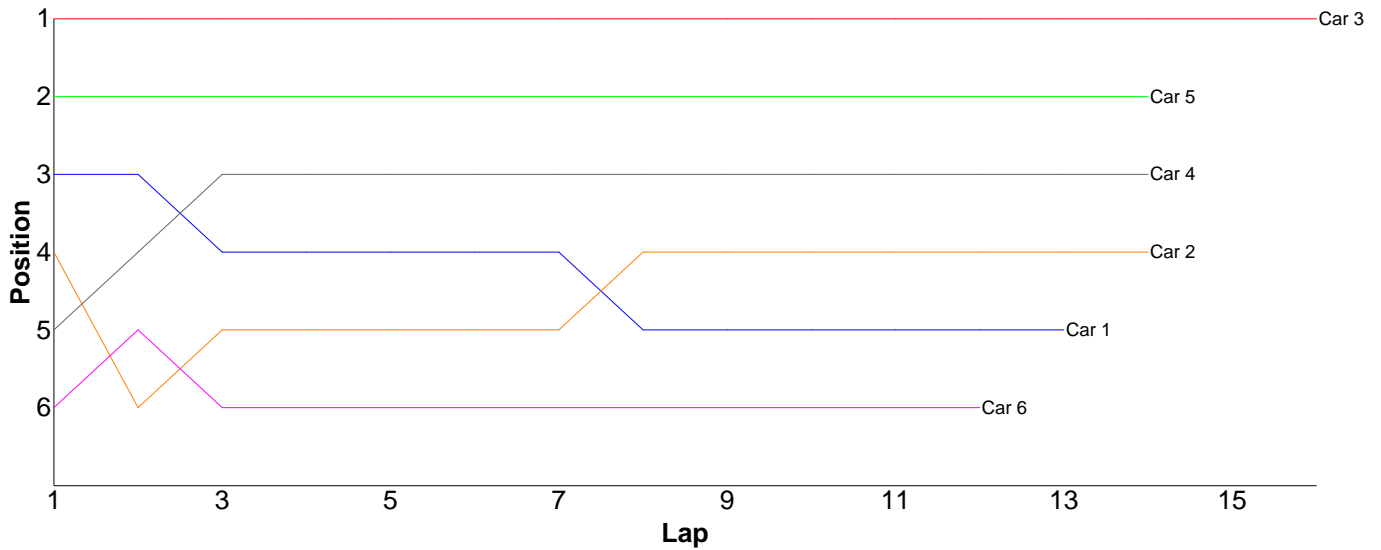
Lap	Car 1	Car 2	Car 3	Car 4	Car 5
1	33.75	22.53	22.40	36.48	103.39
2	143.04	22.03	22.89	30.96	36.63
3	22.26	25.04	24.18	22.35	36.88
4	22.47	24.23	24.06	26.05	26.92
5	24.21	21.37	22.14	23.61	36.11
6	23.55	22.72	25.16	28.74	27.73
7	23.23	21.87	21.76	27.33	
8	22.08	21.30	22.05	23.76	
9		29.47	21.29	24.61	
10		22.24	23.61	35.47	
11		24.84	21.02	23.89	
12		21.70	23.33		
13		23.62	22.46		
14			22.09		
15					



# Heat 4 - Round 3 (Stock Touring)

Pos	Car	Form	Name	Member Type	Car Make	Result	Ave	Best
1	3		David Clift	2009		16 / 318.43	19.90	19.57
2	5	F2	Robin Francis	2008	Hot Bodies	14 / 305.66	21.83	20.40
3	4	F2	Scott Stokes	2008	Xray	14 / 313.58	22.39	21.34
4	2		Chris Graco	G A	Xray	14 / 315.06	22.50	20.71
5	1	F1	Kyle Fuller (J)	2008	Xray	13 / 311.78	23.98	21.15
6	6	F2	Mick Barnes	2008	Xray	12 / 303.02	25.25	21.75

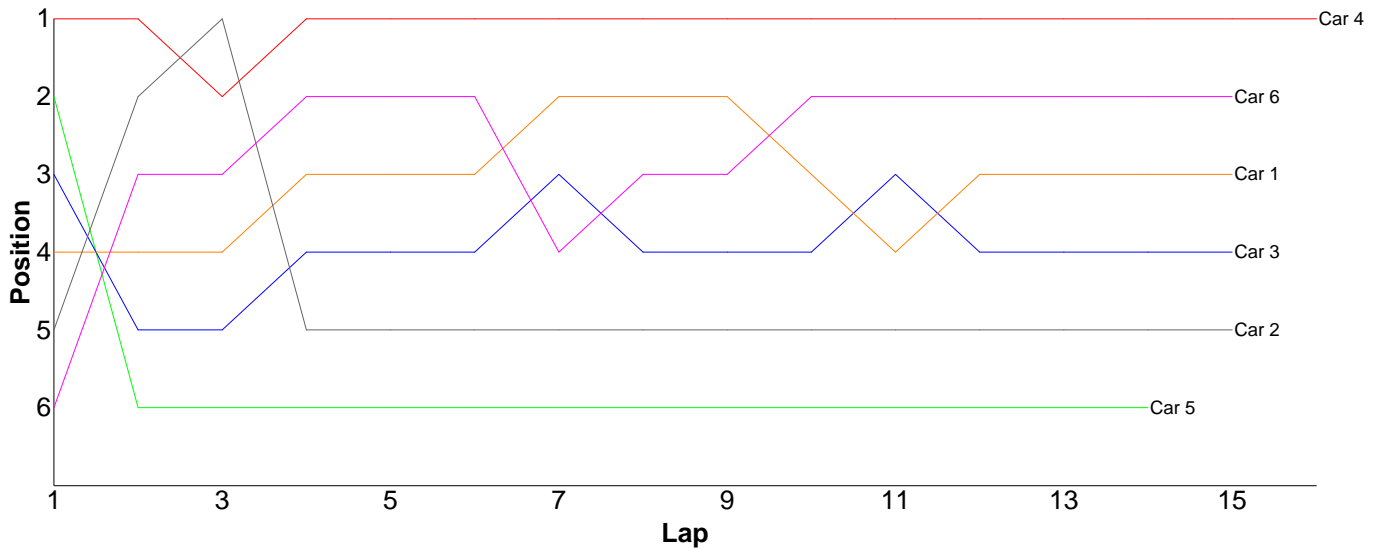
Lap	Car 1	Car 2	Car 3	Car 4	Car 5	Car 6
1	21.44	22.72	20.17	23.54	20.48	24.31
2	22.52	31.69	19.57	21.77	21.05	22.05
3	23.78	21.99	19.70	21.41	20.51	31.80
4	26.36	21.16	19.64	23.91	21.02	23.86
5	21.15	21.52	20.24	21.34	20.63	28.20
6	23.76	21.15	20.21	22.14	23.53	33.85
7	22.65	21.91	19.66	21.69	21.43	24.40
8	24.84	21.51	19.81	26.74	21.20	23.23
9	24.04	21.85	20.38	22.61	22.02	22.68
10	22.55	22.01	19.62	21.84	28.01	25.13
11	23.73	21.87	19.72	21.36	21.23	21.76
12	25.18	23.79	20.14	21.66	22.13	21.75
13	29.78	20.71	19.69	21.43	20.40	
14		21.18	19.87	22.14	22.02	
15			19.94			
16			20.07			
17						



# Heat 5 - Round 3 (Stock Touring)

Pos	Car	Form	Name	Member Type	Car Make	Result	Ave	Best
1	4		Anthony Pedder	G A	Hot Bodies	16 / 317.94	19.87	19.44
2	6	F1	Jon Wilkins	2008	Hot Bodies	15 / 308.46	20.56	19.48
3	1	F1	Nigel Moss	2008	Hot Bodies	15 / 313.47	20.89	19.20
4	3	F1	Kevin Bissell	2008	Hot Bodies	15 / 316.83	21.12	19.80
5	2	F1	Rob Baxter	G A	Xray	15 / 320.40	21.36	19.01
6	5	F1	Ian Cairns	2008	Xray	14 / 311.44	22.24	20.27

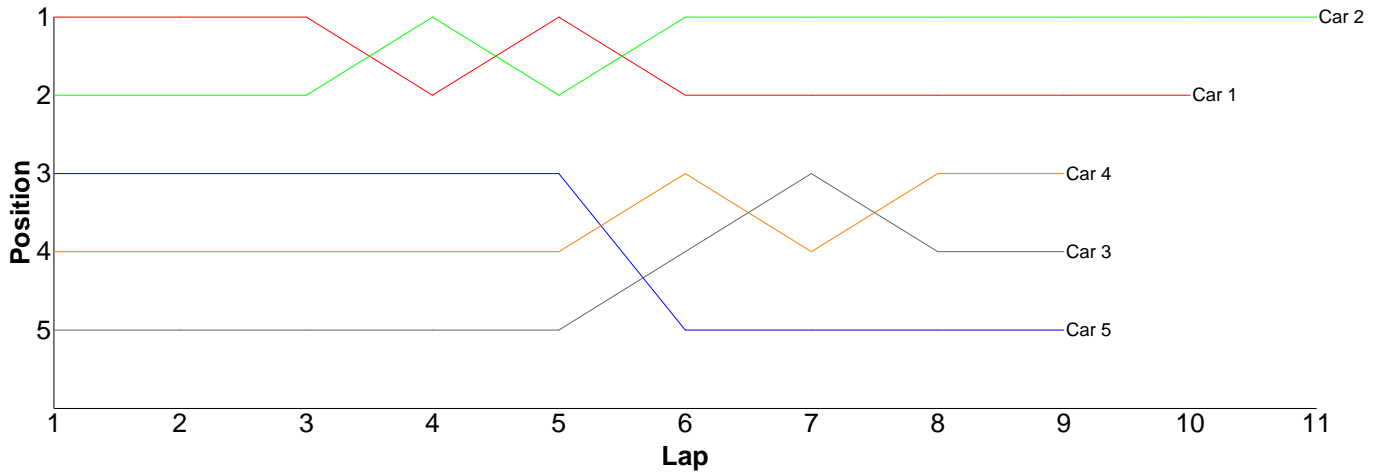
Lap	Car 1	Car 2	Car 3	Car 4	Car 5	Car 6
1	20.49	21.16	20.42	19.92	20.27	22.16
2	21.66	19.47	21.76	20.37	22.06	19.48
3	19.80	19.45	20.14	19.81	22.88	20.04
4	20.28	25.13	20.44	19.57	21.52	19.54
5	19.93	20.67	20.53	19.63	21.54	19.78
6	19.98	20.64	19.80	19.67	20.97	19.91
7	21.47	23.58	21.03	19.84	22.27	23.26
8	19.96	20.25	20.45	19.91	22.45	19.89
9	19.20	21.11	19.94	19.85	22.39	19.79
10	21.35	19.58	19.87	20.10	21.53	19.81
11	22.13	19.01	21.05	19.64	29.23	20.42
12	19.72	19.29	22.80	19.44	21.01	20.49
13	22.27	22.34	20.64	20.37	22.30	22.59
14	21.28	20.24	20.97	19.82	21.02	19.64
15	23.95	28.48	26.99	19.81		21.66
16				20.19		
17						



# Heat 6 - Round 3 (EP Sport)

Pos	Car	Form	Name	Member Type	Car Make	Result	Ave	Best
1	2		Jack Warren (J)	G A	Xray	11 / 317.36	28.85	25.65
2	1	F1	Mark Brown	2008	Tamiya	10 / 314.59	31.45	24.83
3	4	F2	Hannah Carless (J)	2008	Tamiya	9 / 305.74	33.97	32.22
4	3		Jason Elliot	G A	Tamiya	9 / 312.23	34.69	29.20
5	5		Nicholas Mugridge	2008	HPI	9 / 319.95	35.55	28.57

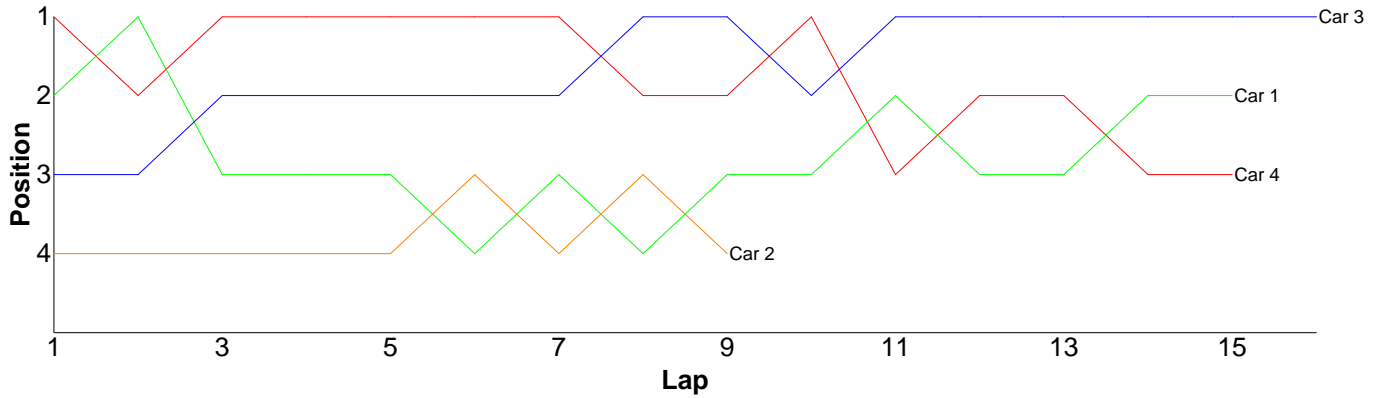
Lap	Car 1	Car 2	Car 3	Car 4	Car 5
1	29.23	29.46	40.69	35.06	33.73
2	27.80	30.71	34.38	33.33	31.86
3	25.21	25.65	30.70	33.27	30.53
4	34.64	30.47	29.89	32.22	34.25
5	24.83	27.04	33.97	33.01	35.75
6	59.03	29.22	37.62	37.11	45.33
7	35.23	32.11	29.20	35.01	40.38
8	26.64	25.70	43.50	34.03	39.55
9	26.44	31.80	32.28	32.70	28.57
10	25.54	28.67			
11		26.53			
12					



# Heat 7 - Round 3 (Pro-Stock)

Pos	Car	Form	Name	Member Type	Car Make	Result	Ave	Best
1	3	F1	Brian Killick	2008	Xray	16 / 326.24	20.39	19.10
2	1	F1	Jon Wilkins	2008	Hot Bodies	15 / 307.88	20.52	19.35
3	4	F2	Neil Talbot	2008	Xray	15 / 318.75	21.25	19.36
4	2		Kieran Clift (J)	2009	Schumacher	9 / 189.30	21.03	19.83
=5	5		Chris Graco	G A	Xray	0 / 0.00	0.00	0.00
=5	6		Mark Fagan	2008	Serpent	0 / 0.00	0.00	0.00

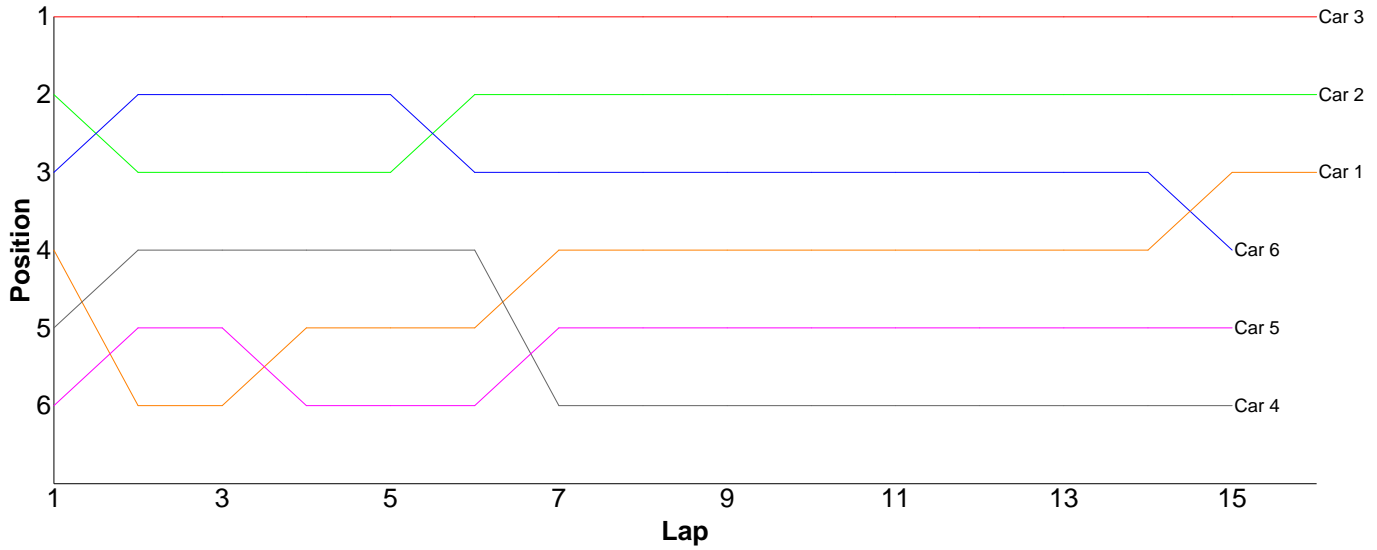
Lap	Car 1	Car 2	Car 3	Car 4	Car 5	Car 6
1	19.79	21.12	20.83	19.71		
2	19.74	21.03	20.33	19.85		
3	23.30	20.92	20.03	19.36		
4	19.83	19.96	19.18	20.02		
5	19.46	20.64	20.21	20.83		
6	21.84	20.11	20.45	19.51		
7	20.12	20.72	19.50	20.27		
8	20.49	19.83	20.10	21.14		
9	20.41	24.97	19.45	20.08		
10	19.35		20.18	19.45		
11	20.14		19.87	25.27		
12	21.72		19.47	20.01		
13	19.68		19.10	19.79		
14	19.65		19.40	20.43		
15	22.36		19.30	33.03		
16			28.84			
17						



# Heat 8 - Round 3 (Pro-Stock)

Pos	Car	Form	Name	Member Type	Car Make	Result	Ave	Best
1	3	F1	Ori Sohachevsky	2008	Schumacher	16 / 302.21	18.88	18.33
2	2		Remo Casadei	G A	Schumacher	16 / 314.15	19.63	19.13
3	1	F1	Nick Adams	2008	Tamiya	16 / 319.90	19.99	18.74
4	6	F1	Jamie Vassallo	2008	Schumacher	15 / 300.14	20.00	18.83
5	5	F1	Scott Hauser	2008	Schumacher	15 / 312.43	20.82	20.03
6	4	F1	Dave Skelton	2008	Xray	15 / 317.63	21.17	19.31

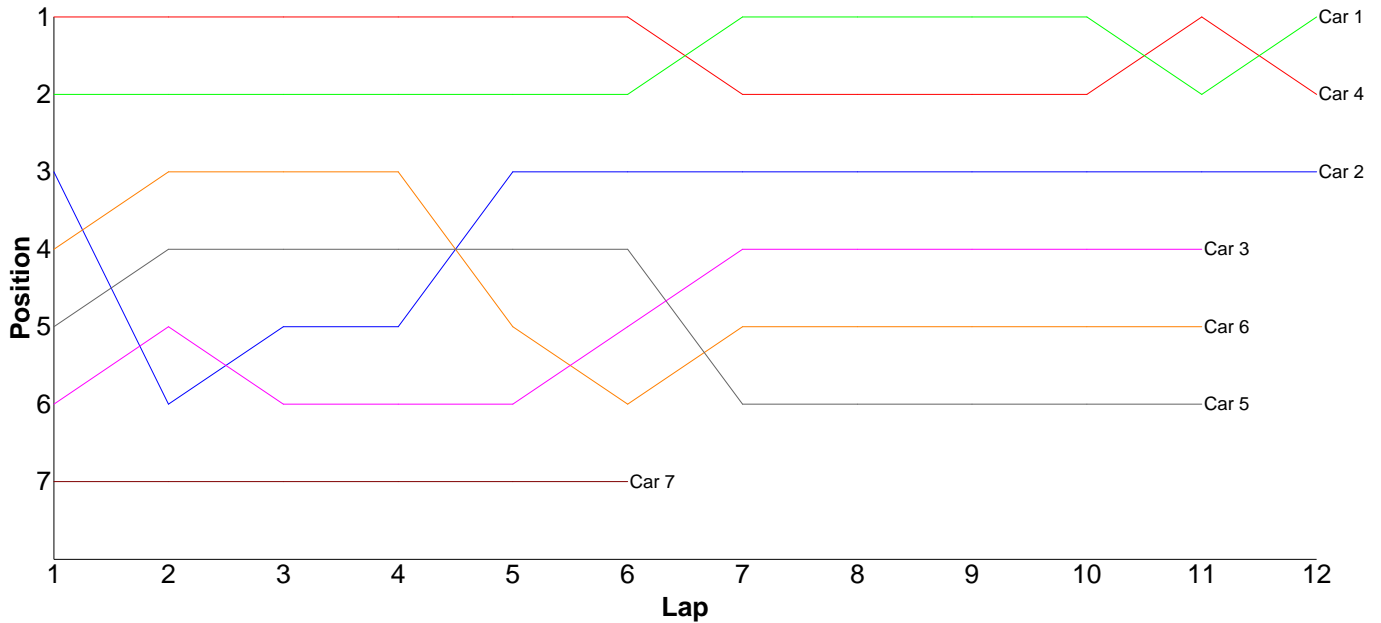
Lap	Car 1	Car 2	Car 3	Car 4	Car 5	Car 6
1	20.04	19.45	18.58	20.15	20.82	19.86
2	24.19	19.86	18.40	20.99	21.16	19.15
3	20.68	19.53	19.17	21.13	20.42	19.39
4	19.59	19.14	18.53	19.75	22.95	19.13
5	19.05	19.35	18.58	20.50	20.84	18.83
6	19.08	19.95	19.03	19.60	20.54	22.39
7	18.74	19.13	19.17	27.14	20.03	19.69
8	19.68	19.26	19.00	20.90	20.57	21.74
9	19.76	19.41	18.70	21.49	20.99	19.41
10	19.76	19.21	19.02	19.73	20.26	19.43
11	18.86	19.67	18.52	20.48	20.62	19.15
12	19.45	20.11	18.94	23.63	21.64	19.13
13	20.45	19.15	20.93	21.51	20.25	19.31
14	19.79	19.21	18.52	19.31	20.49	22.28
15	19.42	20.20	18.33	21.32	20.85	21.25
16	21.36	21.52	18.79			
17						



# Heat 9 - Round 3 (Bikes)

Pos	Car	Form	Name	Member Type	Car Make	Result	Ave	Best
1	1	F1	Steve Leake	2008		12 / 318.15	26.51	25.30
2	4	F2	Chris Groom	2008		12 / 319.55	26.62	26.08
3	2	F1	Roki Read	2008		12 / 320.15	26.67	25.04
4	3	F1	Andy Carless	2008		11 / 305.02	27.72	26.08
5	6	F2	Dave Richards	2008		11 / 307.79	27.98	25.89
6	5	F2	Scott Adderson	2008		11 / 318.90	28.99	26.65
7	7	F2	Matthew Book	2008		6 / 237.82	39.63	29.49

Lap	Car 1	Car 2	Car 3	Car 4	Car 5	Car 6	Car 7
1	27.02	28.73	33.20	26.52	32.31	29.79	37.11
2	27.74	34.16	27.92	26.71	26.65	27.26	46.02
3	26.95	26.44	28.58	26.55	27.64	27.59	29.49
4	25.82	25.54	26.08	26.12	27.57	26.91	48.53
5	26.03	25.04	28.34	26.08	27.06	31.03	29.59
6	25.88	25.52	26.69	26.37	26.92	29.69	47.08
7	25.30	25.62	26.50	26.49	36.67	27.14	
8	26.20	25.37	26.84	26.26	26.82	27.16	
9	26.05	25.95	27.14	27.58	31.91	29.27	
10	26.29	27.22	26.23	26.78	27.77	25.89	
11	29.54	25.36	27.50	27.05	27.58	26.06	
12	25.33	25.20		27.04			
13							



# Heat 10 - Round 3 (IC Touring)

Pos	Car	Form	Name	Member Type	Car Make	Result	Ave	Best
1	1	F1	John Zottl	2008	Xray	15 / 304.78	20.31	19.76
2	2	F1	David Forsythe	2008	Xray	15 / 308.38	20.55	19.58
3	3	F2	James Rumble	2008	Xray	14 / 307.07	21.93	20.21
4	4	F2	Phillip Pullen	2008	Mugen	13 / 312.89	24.06	22.18
5	7	F2	Mark Fagan	2008	Serpent	12 / 303.81	25.31	20.42
6	6	F2	Gary Fuller	2008	Serpent	11 / 300.50	27.31	24.51
7	5	F2	Mark Brown	2008	Team Magic	5 / 124.84	24.96	22.97
8	8	F2	Colin Taggart	2008	Xray	5 / 128.09	25.61	20.75
9	9	F2	Derek Brown	2008	Serpent	0 / 0.00	0.00	0.00

Lap	Car 1	Car 2	Car 3	Car 4	Car 5	Car 6	Car 7	Car 8	Car 9
1	20.30	21.70	23.16	22.18	27.68	27.01	20.42	20.75	
2	20.68	21.53	22.33	27.96	25.30	25.65	24.05	27.53	
3	21.75	19.68	20.21	24.00	23.24	26.53	29.46	21.44	
4	19.76	19.58	22.03	24.57	25.65	26.38	27.98	28.40	
5	20.05	21.30	20.32	24.04	22.97	29.68	38.47	29.97	
6	20.18	23.29	20.77	24.93		26.08	22.84		
7	20.23	21.02	24.44	23.90		31.65	21.25		
8	20.70	19.99	28.55	23.24		24.51	26.52		
9	19.82	20.19	20.40	24.73		29.90	20.97		
10	20.12	20.09	20.46	23.56		26.78	26.47		
11	19.95	20.69	22.58	23.38		26.33	21.22		
12	19.85	19.60	21.25	22.99			24.16		
13	19.88	20.24	20.27	23.41					
14	21.18	19.84	20.30						
15	20.33	19.64							
16									

