

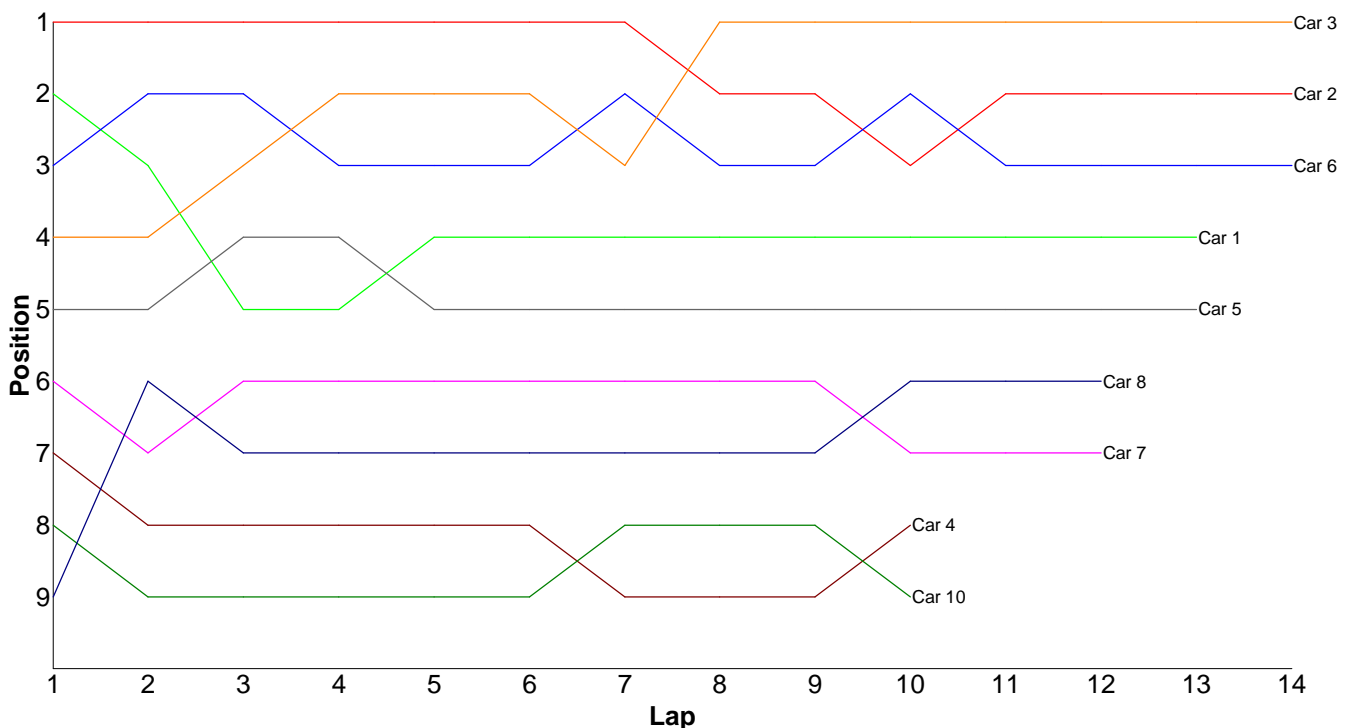
AMCC Winter Championship 2008/09 - Round 5: 7 Dec 08

Race Results

Formula GT - A Final

Pos	Car	Form	Name	Member Type	Car Make	Result	Ave	Best
1	3		Rob Warren	G B	Associated	14 / 312.56	22.32	14.73
2	2	F3	Nigel Moss	2008	Tamiya	14 / 316.05	22.57	12.45
3	6	F4	Tim Webb	2008	Tamiya	14 / 320.31	22.87	13.49
4	1	F4	Gerald Page	2008	Associated	13 / 303.91	23.37	12.77
5	5	F4	Andy Carless	2008	HPI	13 / 317.38	24.41	15.91
6	8	F3	Dave Skelton	2008	Tamiya	12 / 311.73	25.97	21.30
7	7	F3	Neil Pilkington	2008	Tamiya	12 / 325.38	27.11	17.62
8	4		Rob Baxter	G B	Tamiya	10 / 308.81	30.88	19.58
9	10	F4	Neil Talbot	2008	Tamiya	10 / 310.78	31.07	20.06
10	9		Remo Casadei	2008	Corally	0 / 0.00	0.00	0.00

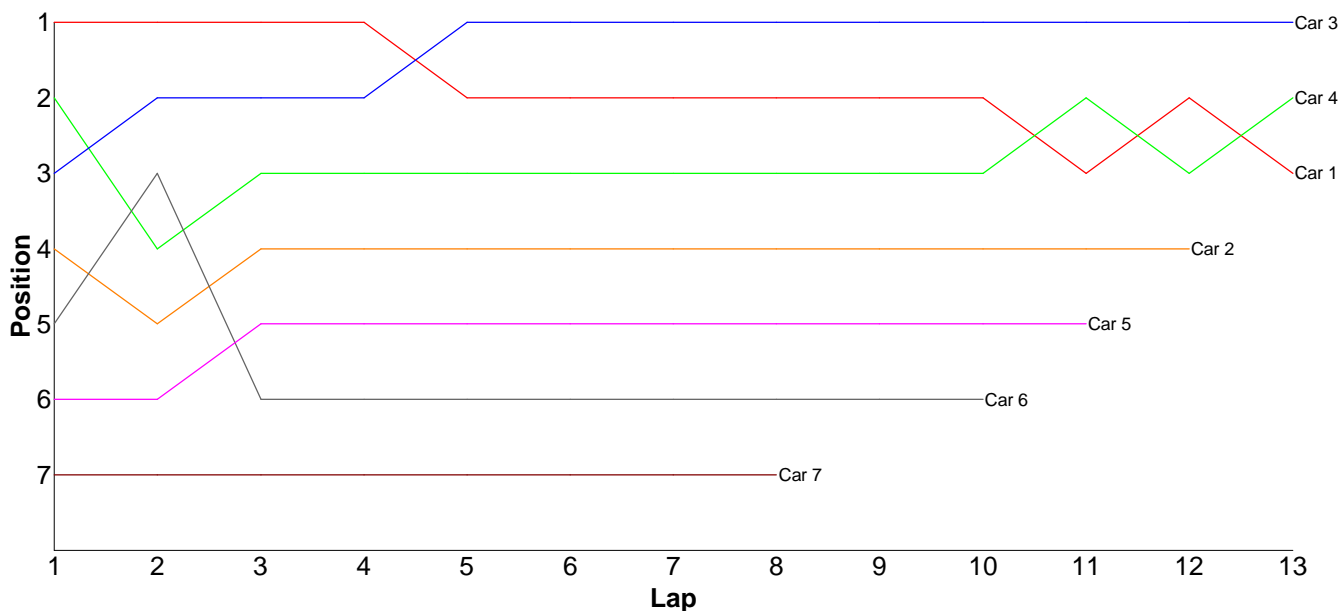
Lap	Car 1	Car 2	Car 3	Car 4	Car 5	Car 6	Car 7	Car 8	Car 9	Car 10
1	12.77	12.45	14.73	19.58	15.91	13.49	17.62	21.30		20.06
2	24.71	23.30	23.10	31.14	23.94	23.51	32.31	28.19		35.67
3	28.59	21.98	23.01	32.23	23.51	21.99	25.19	26.41		32.54
4	22.76	22.41	22.68	33.40	23.17	24.64	27.73	29.09		34.24
5	22.92	22.76	24.13	35.62	30.59	26.96	25.79	24.31		30.04
6	22.60	28.03	23.73	28.01	22.99	22.97	26.87	29.57		32.37
7	22.94	23.22	25.23	41.50	33.37	22.68	26.85	26.54		31.45
8	25.27	25.42	22.51	28.49	23.75	25.09	25.69	25.34		31.48
9	25.21	22.12	22.10	33.04	23.84	22.97	27.01	24.90		32.38
10	27.41	25.57	22.01	25.80	23.91	22.85	25.84	24.91		30.55
11	23.35	21.36	22.18		24.14	23.85	36.21	26.77		
12	22.86	23.13	21.58		23.97	23.28	28.27	24.40		
13	22.52	22.59	23.09		24.29	23.31				
14		21.71	22.48			22.72				
15										



Stock Touring - B Final

Pos	Car	Form	Name	Member Type	Car Make	Result	Ave	Best
1	3		Chris Graco	G A	Xray	13 / 302.99	23.30	21.42
2	4	F2	Kieran Stokes (J)	2008	Xray	13 / 324.64	24.97	21.50
3	1	F2	Robin Francis	2008	Hot Bodies	13 / 328.55	25.27	21.03
4	2	F2	Scott Stokes	2008	Xray	12 / 316.75	26.39	22.35
5	5	F2	Mick Barnes	2008	Xray	11 / 293.24	26.65	22.78
6	6	F2	Lee Smith	2008	Associated	10 / 318.06	31.80	24.35
7	7		Chris Groom	2008	Yokomo	8 / 289.12	36.14	27.01

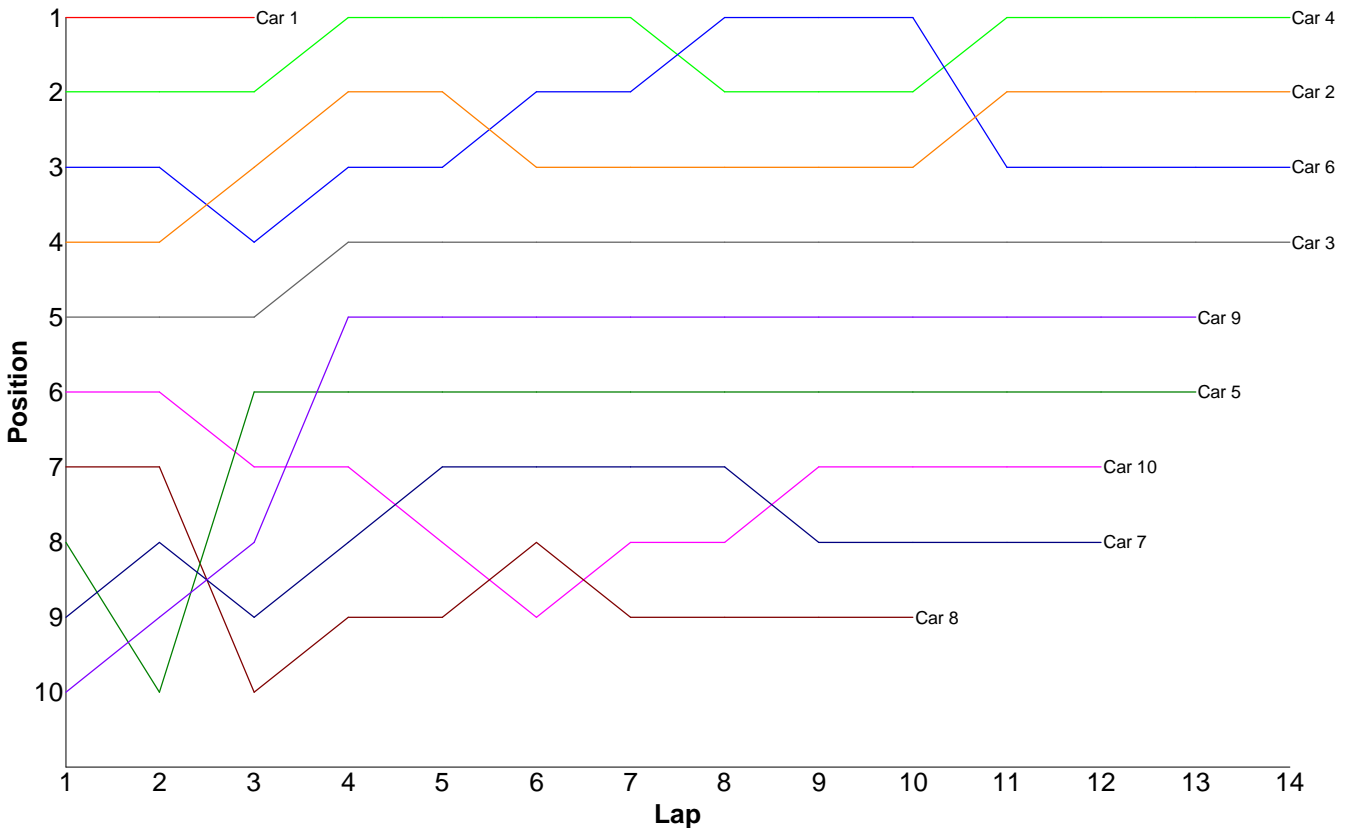
Lap	Car 1	Car 2	Car 3	Car 4	Car 5	Car 6	Car 7
1	33.61	38.53	37.42	36.08	42.75	42.15	63.49
2	21.33	30.40	22.33	32.12	30.77	24.81	27.34
3	23.10	22.61	22.08	22.05	24.43	39.92	28.72
4	21.45	28.55	21.60	21.72	24.16	35.53	27.01
5	28.82	23.02	23.02	23.39	26.07	26.06	36.36
6	23.67	23.42	22.04	22.79	25.30	25.69	34.86
7	22.16	22.80	23.38	23.23	22.78	33.86	35.04
8	30.16	23.01	21.77	23.33	24.95	34.99	36.30
9	21.84	22.35	22.03	22.69	22.97	24.35	
10	22.88	32.16	21.42	22.33	24.29	30.70	
11	23.95	24.84	22.09	21.50	24.77		
12	21.03	25.06	22.14	23.68			
13	34.55		21.67	29.73			
14							



Stock Touring - A Final

Pos	Car	Form	Name	Member Type	Car Make	Result	Ave	Best
1	4	F1	Jon Wilkins	2008	Hot Bodies	14 / 304.83	21.77	19.90
2	2		David Clift	2009		14 / 307.81	21.98	19.76
3	6	F1	Nigel Moss	2008	Hot Bodies	14 / 314.67	22.47	19.74
4	3	F1	Rob Baxter	G A	Xray	14 / 316.50	22.60	19.98
5	9	F1	Ian Cairns	2008	Xray	13 / 300.77	23.13	20.66
6	5	F1	Kevin Bissell	2008	Hot Bodies	13 / 316.13	24.31	20.48
7	10		Craig Murrell (J)	G A	Xray	12 / 316.61	26.38	21.93
8	7		James Davis	G A		12 / 319.80	26.65	21.52
9	8	F1	Kyle Fuller (J)	2008	Xray	10 / 308.27	30.82	22.73
10	1		Anthony Pedder	G A	Hot Bodies	3 / 70.40	23.46	19.79

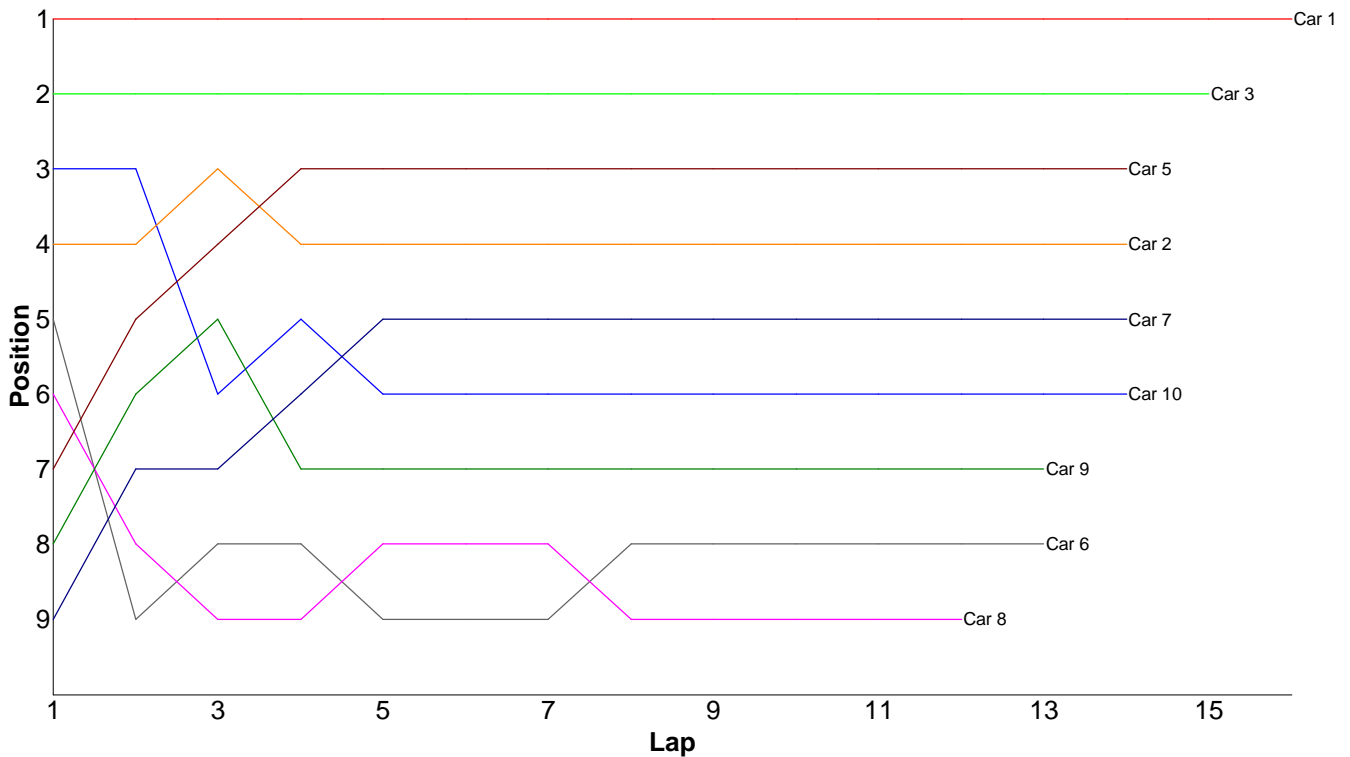
Lap	Car 1	Car 2	Car 3	Car 4	Car 5	Car 6	Car 7	Car 8	Car 9	Car 10
1	30.07	34.69	35.84	32.08	38.77	32.62	39.77	38.69	41.13	38.05
2	20.54	20.30	20.62	20.83	24.13	20.88	22.31	22.73	21.48	21.93
3	19.79	20.18	20.16	21.30	21.02	22.98	30.45	32.49	22.76	24.41
4		20.52	20.98	19.99	27.03	20.83	21.99	28.44	20.82	29.44
5		21.20	27.92	22.14	20.86	20.76	24.24	23.38	23.00	30.43
6		23.44	20.26	20.66	20.48	19.89	23.53	25.30	22.15	29.30
7		20.75	21.30	20.15	21.71	19.74	21.52	34.33	21.70	24.17
8		19.76	19.99	22.56	28.28	20.29	22.95	32.46	21.26	22.28
9		21.34	23.87	20.96	21.90	21.45	44.00	36.97	21.75	23.26
10		20.63	20.43	19.90	22.72	20.10	23.13	33.48	20.66	22.28
11		20.36	19.98	20.70	21.15	25.52	23.45		21.20	24.10
12		22.77	21.26	22.90	22.55	23.10	22.46		21.59	26.96
13		20.53	21.09	20.39	25.53	20.97			21.27	
14		21.34	22.80	20.27		25.54				
15										



Pro-Stock - A Final

Pos	Car	Form	Name	Member Type	Car Make	Result	Ave	Best
1	1	F1	Ori Sohachevsky	2008	Schumacher	16 / 314.00	19.62	18.63
2	3		Remo Casadei	G A	Schumacher	15 / 315.93	21.06	19.56
3	5	F1	Jamie Vassallo	2008	Schumacher	14 / 301.69	21.54	19.31
4	2	F1	Nick Adams	2008	Tamiya	14 / 306.84	21.91	19.43
5	7		Kieran Clift (J)	2009	Schumacher	14 / 308.58	22.04	19.43
6	10	F1	Dave Skelton	2008	Xray	14 / 310.58	22.18	20.16
7	9	F1	Scott Hauser	2008	Schumacher	13 / 302.77	23.29	20.29
8	6	F1	Jon Wilkins	2008	Hot Bodies	13 / 309.23	23.78	20.31
9	8	F2	Neil Talbot	2008	Xray	12 / 307.58	25.63	20.61
10	4	F1	Brian Killick	2008	Xray	0 / 0.00	0.00	0.00

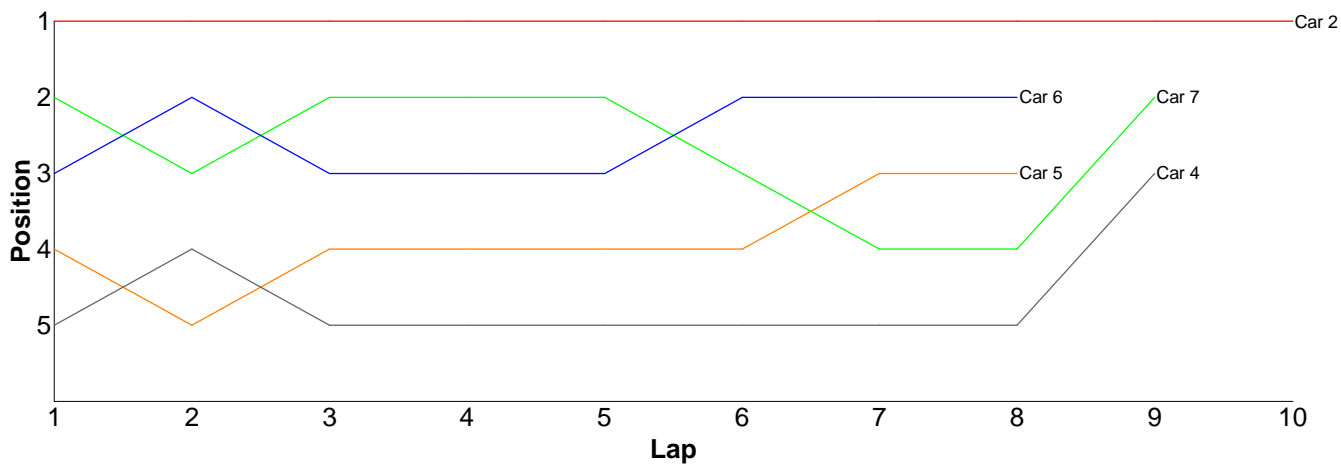
Lap	Car 1	Car 2	Car 3	Car 4	Car 5	Car 6	Car 7	Car 8	Car 9	Car 10
1	28.61	35.47	30.39		36.53	35.51	40.73	36.40	38.20	34.13
2	19.36	20.65	20.85		20.85	29.83	20.61	27.29	20.29	20.51
3	18.66	20.70	19.74		19.78	21.18	19.47	23.17	20.96	25.51
4	18.98	21.13	21.14		20.28	20.97	21.18	22.90	26.83	21.26
5	18.63	19.49	20.34		19.46	26.50	19.56	21.53	20.63	20.43
6	18.81	19.43	20.01		19.74	20.31	19.97	21.19	21.82	20.49
7	18.80	20.76	20.85		19.31	20.91	20.86	20.61	20.44	22.33
8	19.04	20.26	20.21		20.81	21.13	19.43	24.13	20.34	20.19
9	18.84	19.75	20.10		19.47	20.65	20.24	31.12	21.61	20.16
10	19.03	26.91	19.56		25.86	21.08	22.83	20.88	21.27	21.29
11	19.29	19.62	19.95		19.47	22.13	19.63	24.87	23.75	20.40
12	19.39	20.20	20.58		20.04	20.76	20.57	33.49	24.18	22.83
13	18.86	19.98	19.75		19.69	28.27	19.81		22.45	20.28
14	19.31	22.49	19.99		20.40		23.69			20.77
15	18.85		22.47							
16	19.54									
17										



EP Sport - A Final

Pos	Car	Form	Name	Class	Member Type	Car Make	Result	Ave
1	2		Jack Warren (J)	EP Sport	G A	Xray	10 / 300.36	30.03
2	7	F4	Brian Killick	Formula GT	2008	Tamiya	9 / 302.69	33.63
3	4	F2	Hannah Carless (J)	EP Sport	2008	Tamiya	9 / 316.73	35.19
4	6		Nicholas Mugridge	EP Sport	2008	HPI	8 / 264.88	33.11
5	5		Jason Elliot	EP Sport	G A	Tamiya	8 / 268.02	33.50
=6	1		Chris Graco	Pro-Stock	G A	Xray	0 / 0.00	0.00
=6	3	F1	Mark Brown	EP Sport	2008	Tamiya	0 / 0.00	0.00
=6	8	F2	Scott Hauser	Formula GT	2008		0 / 0.00	0.00

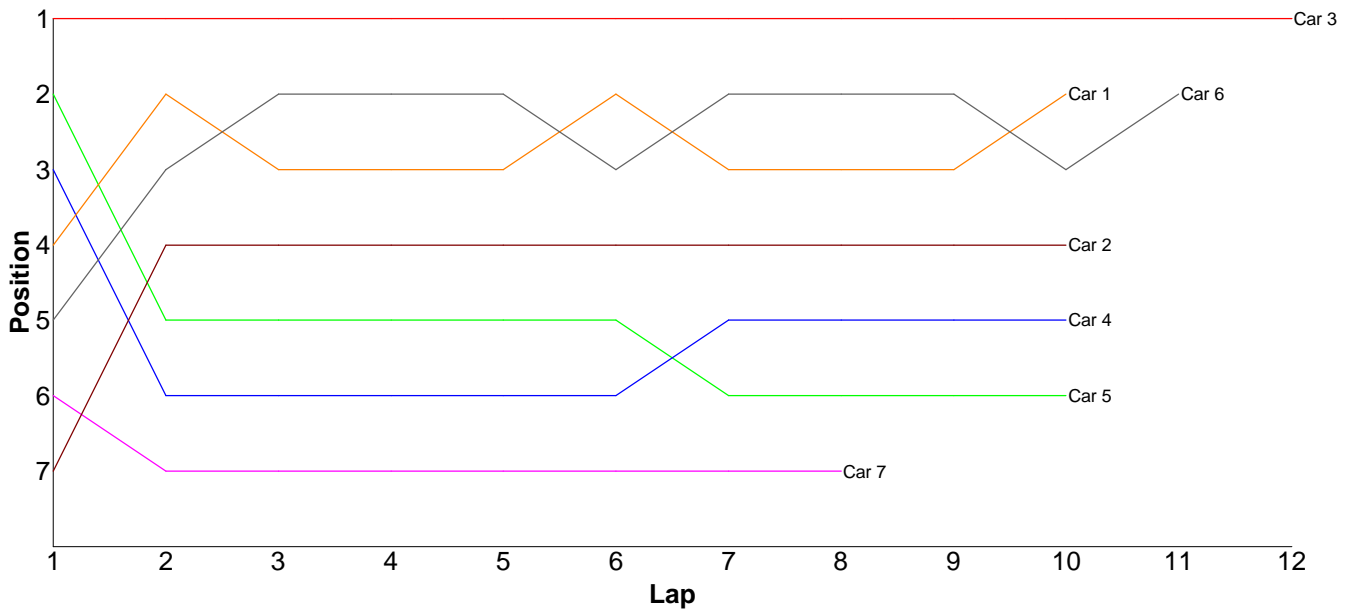
Lap	Car 1	Car 2	Car 3	Car 4	Car 5	Car 6	Car 7	Car 8
1		13.69		28.51	24.16	23.30	21.16	
2		27.44		34.64	44.35	35.92	39.92	
3		34.12		41.22	28.94	35.36	27.88	
4		26.27		37.41	37.59	34.45	31.94	
5		28.91		34.43	38.32	39.62	40.90	
6		37.16		36.20	35.62	30.45	43.05	
7		29.56		34.42	28.65	35.91	35.34	
8		41.88		34.88	30.39	29.87	33.38	
9		27.41		35.02			29.12	
10		33.92						
11								



Bikes - A Final

Pos	Car	Form	Name	Member Type	Car Make	Result	Ave	Best
1	3	F1	Roki Read	2008		12 / 327.81	27.31	18.89
2	6	F2	Scott Adderson	2008		11 / 317.74	28.88	24.67
3	1	F1	Steve Leake	2008		10 / 289.45	28.94	22.51
4	2	F2	Chris Groom	2008		10 / 303.66	30.36	27.40
5	4	F1	Andy Carless	2008		10 / 329.12	32.91	20.25
6	5	F2	Dave Richards	2008		10 / 345.01	34.50	19.53
7	7	F2	Matthew Book	2008		8 / 325.34	40.66	27.11

Lap	Car 1	Car 2	Car 3	Car 4	Car 5	Car 6	Car 7
1	22.51	28.29	18.89	20.25	19.53	24.67	27.11
2	28.17	35.83	29.84	48.52	45.61	28.69	46.41
3	35.21	27.62	28.65	34.05	36.27	29.55	38.43
4	27.59	27.40	27.85	32.02	26.35	27.96	51.83
5	26.45	34.98	27.00	31.10	33.02	28.27	49.42
6	27.51	28.98	26.96	28.43	31.80	33.37	43.21
7	37.86	28.26	27.24	29.31	41.15	28.27	38.15
8	31.47	29.79	28.49	28.55	28.90	31.43	30.78
9	26.68	27.79	27.82	36.72	36.93	28.16	
10	26.00	34.72	27.07	40.17	45.45	29.42	
11			29.39			27.95	
12			28.61				
13							



IC Touring - A Final

Pos	Car	Form	Name	Member Type	Car Make	Result	Ave	Best
1	4	F2	JamesRumble	2008	Xray	15 / 306.15	20.41	13.18
2	1	F1	John Zottl	2008	Xray	15 / 313.60	20.90	12.46
3	6	F2	Phillip Pullen	2008	Mugen	14 / 314.77	22.48	14.19
4	5	F2	Mark Fagan	2008	Serpent	14 / 315.98	22.57	16.07
5	2	F1	David Forsythe	2008	Xray	12 / 306.86	25.57	12.78
6	7	F2	Gary Fuller	2008	Serpent	12 / 311.43	25.95	15.07
=7	3	F2	Colin Taggart	2008	Xray	0 / 0.00	0.00	0.00
=7	8	F2	Mark Brown	2008	Team Magic	0 / 0.00	0.00	0.00

Lap	Car 1	Car 2	Car 3	Car 4	Car 5	Car 6	Car 7	Car 8
1	12.46	12.78		13.18	16.07	14.19	15.07	
2	22.24	31.68		21.67	21.91	23.44	26.19	
3	22.17	61.09		21.19	21.20	32.22	27.04	
4	21.34	27.76		21.24	23.81	22.68	24.68	
5	23.29	21.29		20.96	21.87	22.09	24.84	
6	20.90	20.84		20.88	21.05	22.51	26.01	
7	20.33	21.23		22.00	23.23	21.75	24.43	
8	21.09	21.56		20.54	21.44	22.10	31.27	
9	21.77	20.40		20.45	21.11	22.72	32.68	
10	20.93	20.84		20.41	21.66	21.11	25.14	
11	20.79	21.07		21.31	21.80	20.74	25.96	
12	21.26	26.32		20.32	21.67	25.08	28.12	
13	21.55			20.14	23.52	23.06		
14	21.02			20.54	35.64	21.08		
15	22.46			21.32				
16								

