

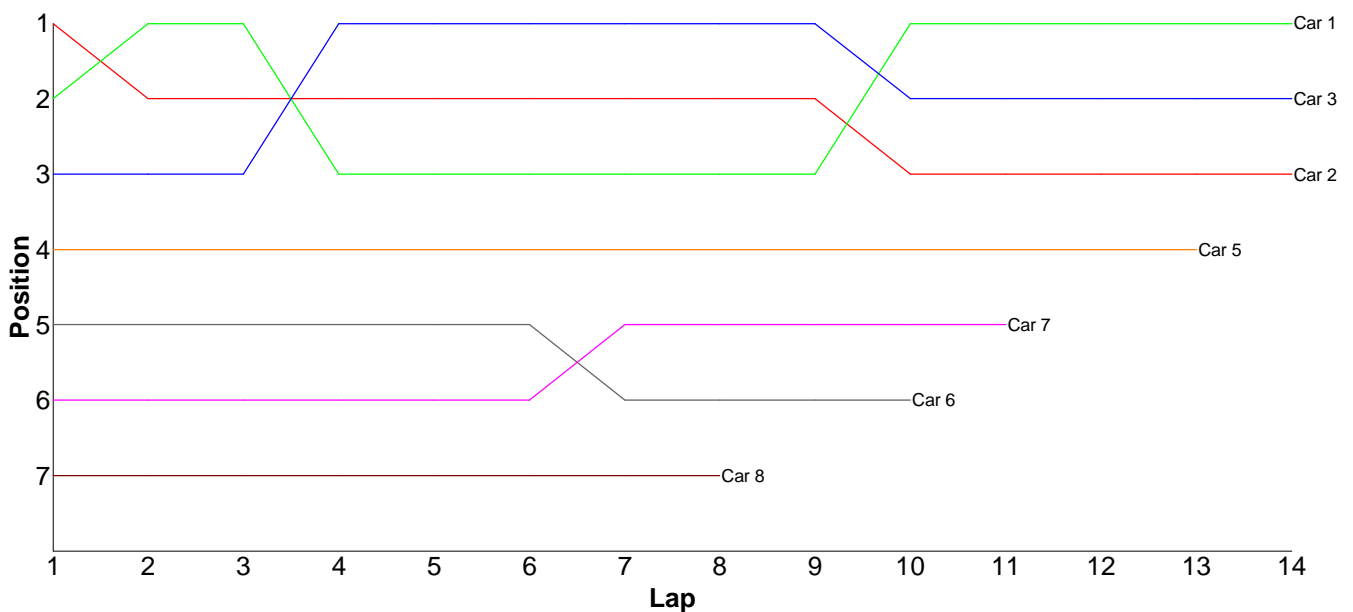
AMCC Summer Championship 2008 - Round 4: 01/06/2008

Race Results

<sport - TT01> - A Final Leg 1

Pos	Car	Form	Name	Class	Member Type	Car Make	Result	Ave
1	1	F1	Mark Brown	Tamiya Stock	S2008	Tamiya	14 / 301.64	21.54
2	3	F1	Kieran Stokes	Tamiya Stock	J2008	Tamiya	14 / 304.44	21.74
3	2	F1	Scott Stokes	Tamiya Stock	S2008	Tamiya	14 / 304.92	21.78
4	5		Jack Warren	Electric Sport	J-Guest	Xray	13 / 310.23	23.86
5	7		Jason Elliot	Tamiya Stock	S-Guest	Tamiya	11 / 313.89	28.53
6	6	F4	Matthew Mills	Electric Sport	J2008	HPI	10 / 307.02	30.70
7	8	F2	Dawn Skelton	Electric Sport	S2008	Yokomo	8 / 316.61	39.57
=8	4	F2	Derek Brown	Tamiya Stock	S2008	Tamiya	0 / 0.00	0.00
=8	9		Jordan Norval	Electric Sport	J-Guest	Xray	0 / 0.00	0.00

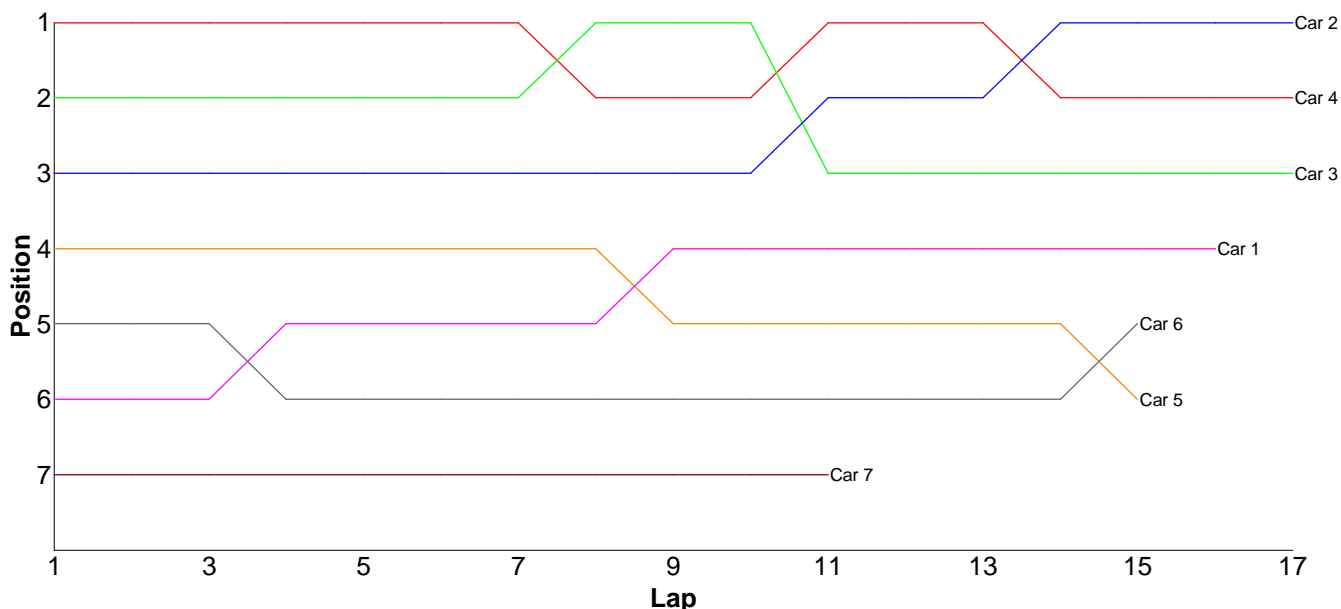
Lap	Car 1	Car 2	Car 3	Car 4	Car 5	Car 6	Car 7	Car 8	Car 9
1	32.58	32.19	32.96		35.32	37.74	48.31	69.95	
2	20.72	21.59	21.65		23.57	26.98	24.93	37.75	
3	20.18	20.45	20.22		22.17	35.37	29.66	32.33	
4	23.42	21.56	20.18		22.76	27.18	25.15	30.84	
5	20.25	20.12	19.69		23.23	26.68	30.36	39.15	
6	20.16	20.63	20.99		21.88	30.63	26.37	36.17	
7	20.12	20.10	20.45		22.77	33.51	25.57	35.79	
8	20.26	20.33	20.20		22.11	32.88	23.69	34.63	
9	20.21	20.16	20.61		24.88	27.76	24.35		
10	20.90	22.63	22.21		26.70	28.29	26.21		
11	20.78	22.36	22.10		21.33		29.29		
12	20.41	20.33	20.35		21.81				
13	20.98	21.14	21.66		21.70				
14	20.67	21.33	21.17						
15									



Stock Touring - A Final Leg 1

Pos	Car	Form	Name	Class	Member Type	Car Make	Result	Ave
1	2		Trevor Scrase	Stock Touring	S-Guest	Xray	17 / 305.48	17.96
2	4		Glen West	Stock Touring	S-Guest		17 / 306.42	18.02
3	3	F1	Kevin Bissell	Stock Touring	S2008	Hot Bodies	17 / 312.19	18.36
4	1	F2	Neil Talbot	Pro-Stock	S2008	Xray	16 / 313.48	19.59
5	6	F2	Kyle Fuller	Stock Touring	S2008	Xray	15 / 316.38	21.09
6	5	F2	Robin Francis	Stock Touring	S2008	Hot Bodies	15 / 319.61	21.30
7	7	F2	Andy Lewis	Stock Touring	S2008	Schumacher	11 / 310.50	28.22

Lap	Car 1	Car 2	Car 3	Car 4	Car 5	Car 6	Car 7
1	38.90	31.07	27.84	26.39	32.02	38.36	42.18
2	23.45	17.20	16.97	16.67	19.81	19.00	25.27
3	17.37	17.25	16.85	16.67	18.71	20.07	23.55
4	16.69	17.11	16.88	16.97	19.01	19.74	25.51
5	16.68	16.88	17.13	17.17	18.91	19.77	23.03
6	21.75	17.58	16.83	16.93	18.36	23.36	24.11
7	17.25	16.76	17.43	16.83	18.99	23.72	29.58
8	16.97	17.03	17.01	21.64	18.62	19.54	21.14
9	18.23	16.88	18.09	16.68	24.70	19.03	42.49
10	16.88	17.30	17.65	16.99	20.50	18.96	25.19
11	17.06	17.11	23.43	17.00	19.02	18.55	28.45
12	16.94	16.74	17.46	16.84	18.15	18.74	
13	21.69	17.20	17.70	17.13	18.50	19.19	
14	18.38	17.11	17.86	19.62	32.27	19.80	
15	18.01	18.04	18.18	18.65	22.04	18.55	
16	17.23	17.20	17.47	17.47			
17		17.02	17.41	16.77			
18							



IC Touring - B Final Leg 1

Pos	Car	Form	Name	Member Type	Car Make	Result	Ave	Best
1	3	F2	Phillip Pullen	S2008	Mugen	5 / 0.00	0.00	0.00
2	1	F2	Gary Fuller	S2008	Serpent	4 / 0.00	0.00	0.00
3	2	F2	Colin Taggart	S2008	Team Magic	3 / 0.00	0.00	0.00
=4	4	F2	Derek Brown	S2008	Serpent	0 / 0.00	0.00	0.00
=4	5	F3	Mark Brown	S2008	Team Magic	0 / 0.00	0.00	0.00

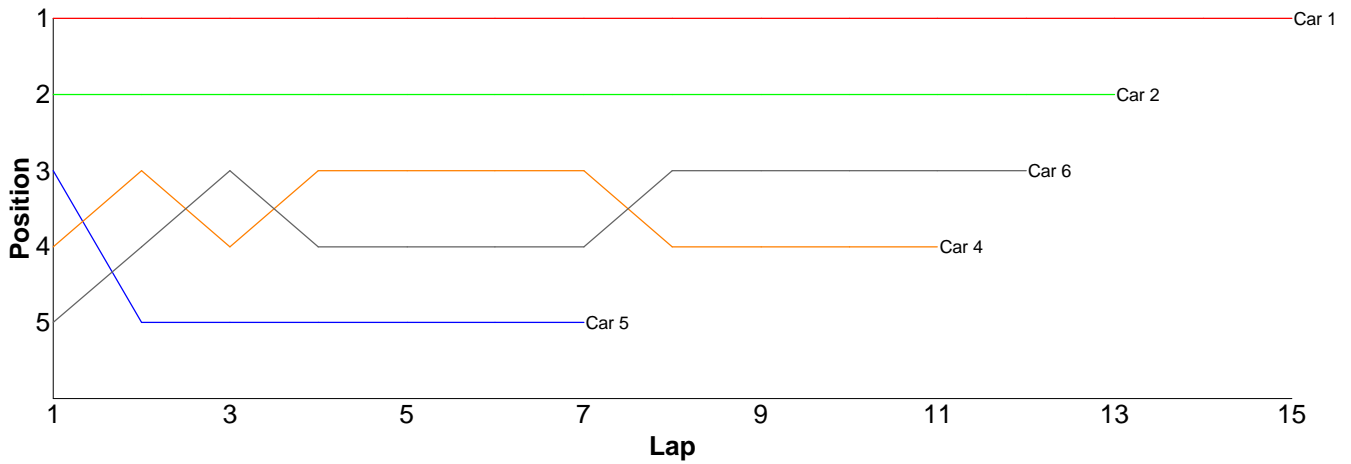
Lap	Car 1	Car 2	Car 3	Car 4	Car 5
-----	-------	-------	-------	-------	-------

1

Bikes - A Final Leg 1

Pos	Car	Form	Name	Member Type	Car Make	Result	Ave	Best
1	1	F1	Jevon Frost	S2008		15 / 314.50	20.96	12.32
2	2		Graham Clarke	S-Guest		13 / 318.20	24.47	16.08
3	6		Jack Foord	S-Guest		12 / 309.43	25.78	24.62
4	4		Chris Groom	S2008		11 / 300.10	27.28	20.63
5	5		Brian Foord	S-Guest		7 / 247.82	35.40	19.36
6	3		Simon Lancaster	S-Guest		0 / 0.00	0.00	0.00

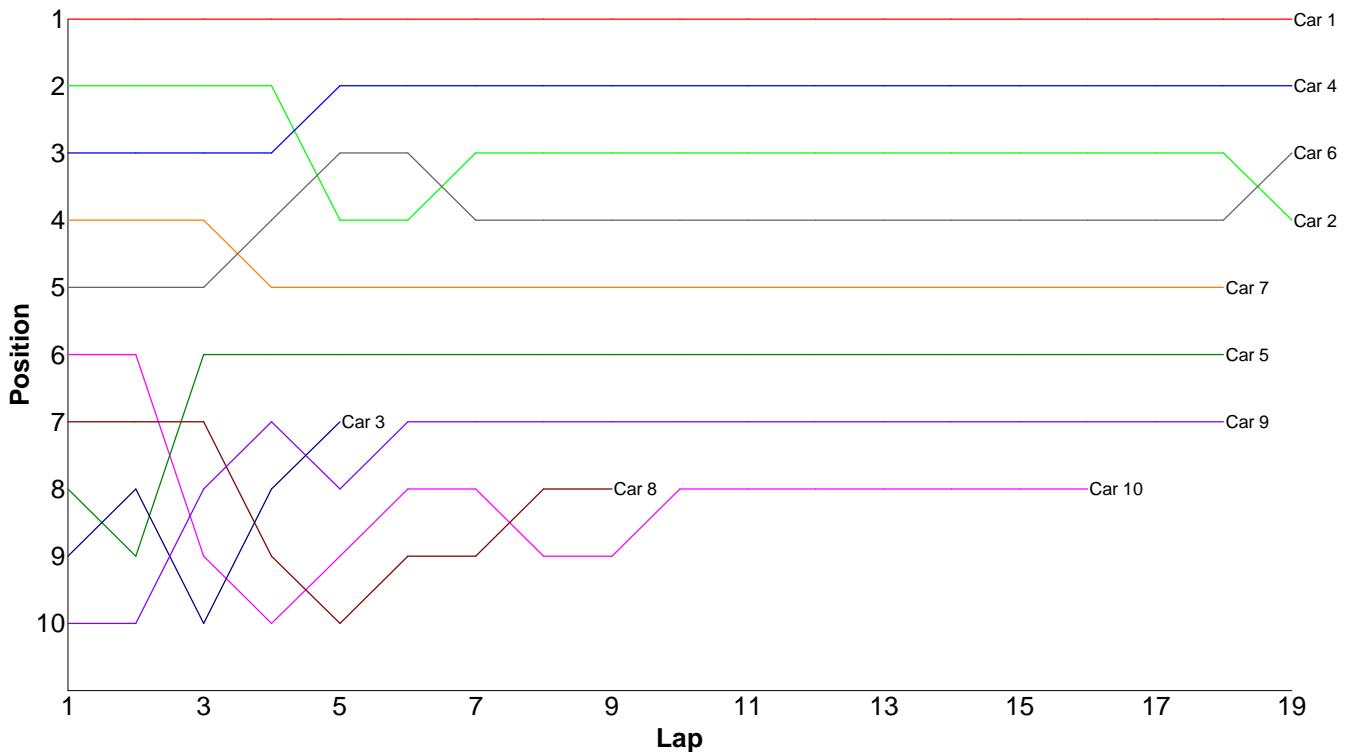
Lap	Car 1	Car 2	Car 3	Car 4	Car 5	Car 6
1	12.32	16.08		20.63	19.36	27.11
2	20.56	24.89		25.20	45.71	26.42
3	21.01	25.75		33.16	29.07	25.11
4	20.35	22.82		26.82	28.44	29.44
5	20.48	22.23		24.24	48.40	24.62
6	20.38	35.32		23.16	49.30	25.04
7	20.25	22.72		28.71	27.54	25.93
8	28.47	30.57		29.33		24.90
9	20.53	22.45		24.47		25.17
10	23.37	23.22		28.54		25.71
11	20.78	23.32		35.84		24.92
12	20.40	25.38				25.06
13	21.21	23.45				
14	24.01					
15	20.38					
16						

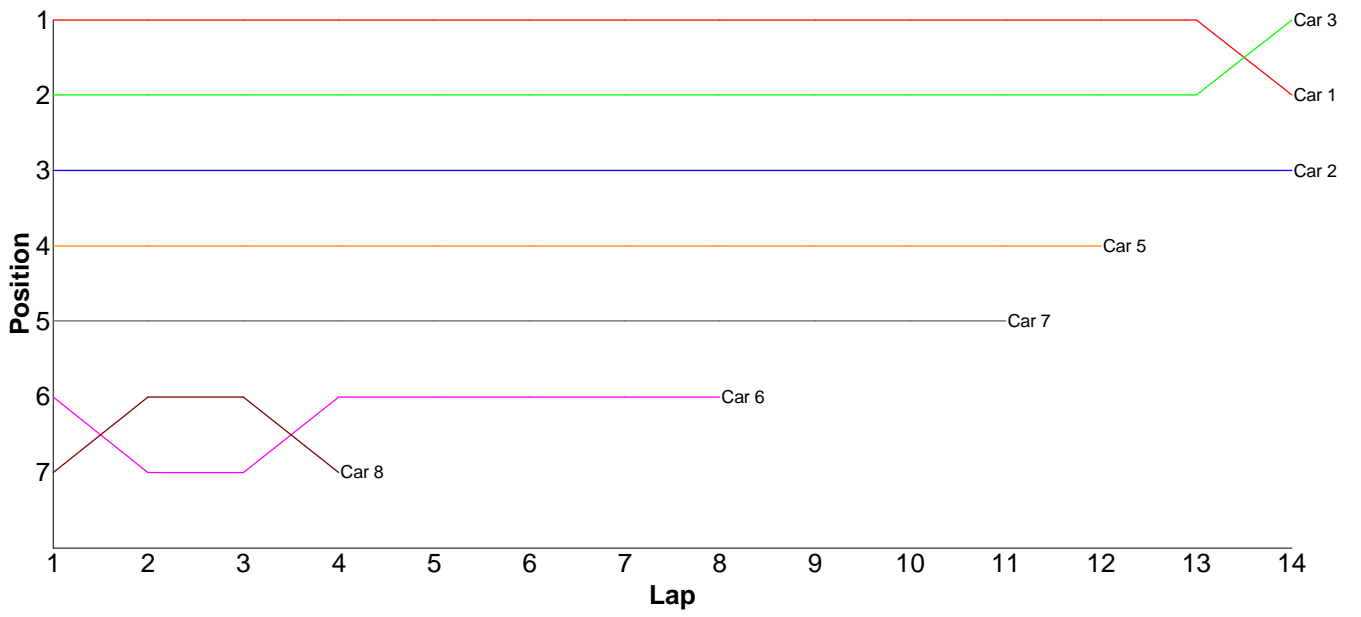


Pro-Stock - A Final Leg 1

Pos	Car	Form	Name	Member Type	Car Make	Result	Ave	Best
1	1	F1	Nigel Moss	S2008	Hot Bodies	19 / 304.63	16.03	15.30
2	4	F1	Nick Adams	S2008	Tamiya	19 / 315.93	16.62	15.56
3	6	F1	Dave Skelton	S2008	Xray	19 / 317.27	16.69	15.61
4	2	F1	Mark Payne	S-Guest	Xray	19 / 317.42	16.70	15.20
5	7	F1	Gerald Page	S2008	Xray	18 / 306.77	17.04	15.67
6	5		Jamie Vassallo	S-Guest	Scythe	18 / 308.71	17.15	15.51
7	9	F2	Kevin Bissell	S2008	Hot Bodies	18 / 314.94	17.49	15.93
8	10	F2	Brian Killick	S2008	Xray	16 / 312.19	19.51	16.52
9	8	F2	Jon Wilkins	S2008	Hot Bodies	9 / 180.31	20.03	16.05
10	3	F1	Ori Sohachevsky	S2008	Serpent	5 / 101.49	20.29	15.82

Lap	Car 1	Car 2	Car 3	Car 4	Car 5	Car 6	Car 7	Car 8	Car 9	Car 10
1	24.39	24.94	30.08	25.64	29.74	27.68	27.18	29.07	33.84	28.81
2	15.81	15.55	16.32	16.19	17.06	16.62	15.88	16.30	18.07	16.52
3	15.54	15.56	22.77	15.71	18.00	15.94	16.13	23.27	16.95	23.76
4	15.35	15.44	16.50	15.74	16.21	15.86	17.89	18.58	16.61	20.23
5	15.65	20.72	15.82	16.87	16.06	15.97	15.77	23.76	16.78	16.82
6	16.00	16.11		15.76	15.84	16.08	16.20	16.11	17.40	16.80
7	15.70	15.31		15.66	15.51	16.30	15.91	18.05	16.22	18.79
8	15.56	15.20		15.56	15.95	15.65	16.20	16.05	15.93	20.86
9	15.47	15.60		15.81	16.33	15.61	15.67	19.12	16.17	19.61
10	15.51	15.49		15.80	17.74	15.95	16.18		16.02	17.53
11	15.60	15.53		15.61	17.26	15.94	15.82		16.39	22.37
12	15.94	15.55		15.76	15.76	15.99	21.03		16.88	17.41
13	15.55	15.57		16.00	15.86	15.71	16.25		16.16	20.59
14	15.48	15.54		15.79	16.36	15.81	15.87		16.24	17.11
15	15.49	15.70		15.78	16.06	15.63	15.75		16.19	17.08
16	15.48	16.62		16.42	17.15	15.93	16.85		16.57	17.90
17	15.30	17.71		17.33	15.94	16.60	16.18		16.21	
18	15.49	15.45		15.84	15.88	16.67	16.01		16.31	
19	15.32	19.83		18.66		17.33				
20										

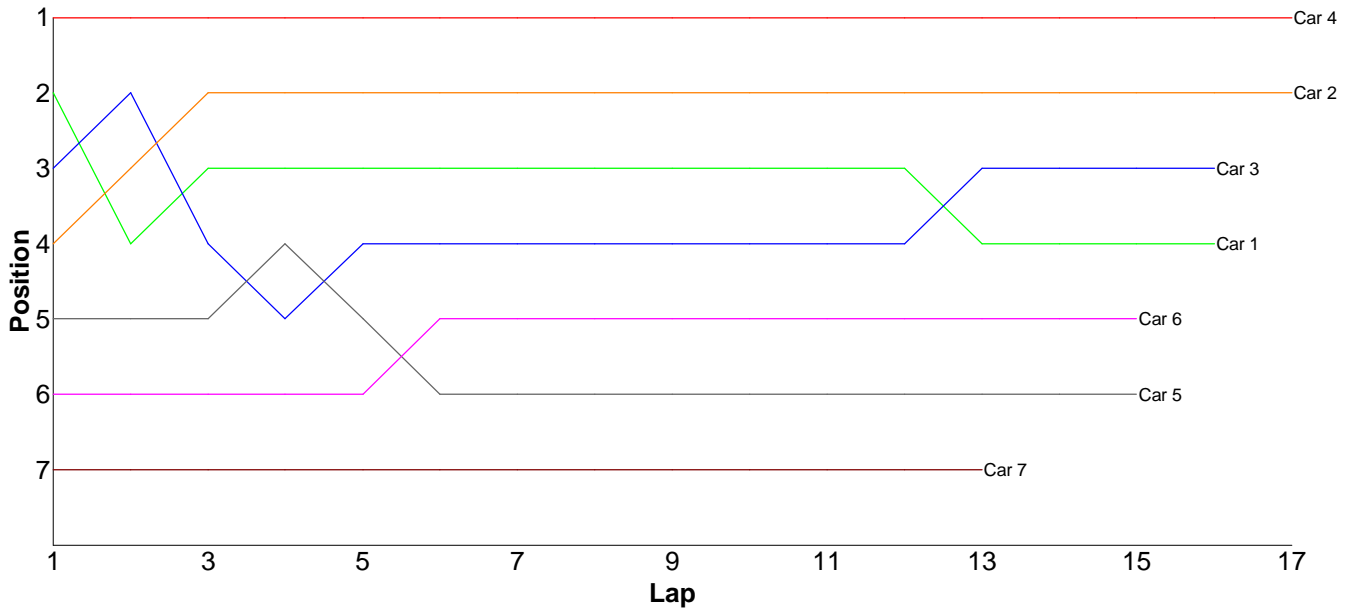




Stock Touring - A Final Leg 2

Pos	Car	Form	Name	Class	Member Type	Car Make	Result	Ave
1	4		Glen West	Stock Touring	S-Guest		17 / 300.11	17.65
2	2		Trevor Scrase	Stock Touring	S-Guest	Xray	17 / 303.39	17.84
3	3	F1	Kevin Bissell	Stock Touring	S2008	Hot Bodies	16 / 300.78	18.79
4	1	F2	Neil Talbot	Pro-Stock	S2008	Xray	16 / 300.82	18.80
5	6	F2	Kyle Fuller	Stock Touring	S2008	Xray	15 / 310.89	20.72
6	5	F2	Robin Francis	Stock Touring	S2008	Hot Bodies	15 / 313.29	20.88
7	7	F2	Andy Lewis	Stock Touring	S2008	Schumacher	13 / 316.82	24.37

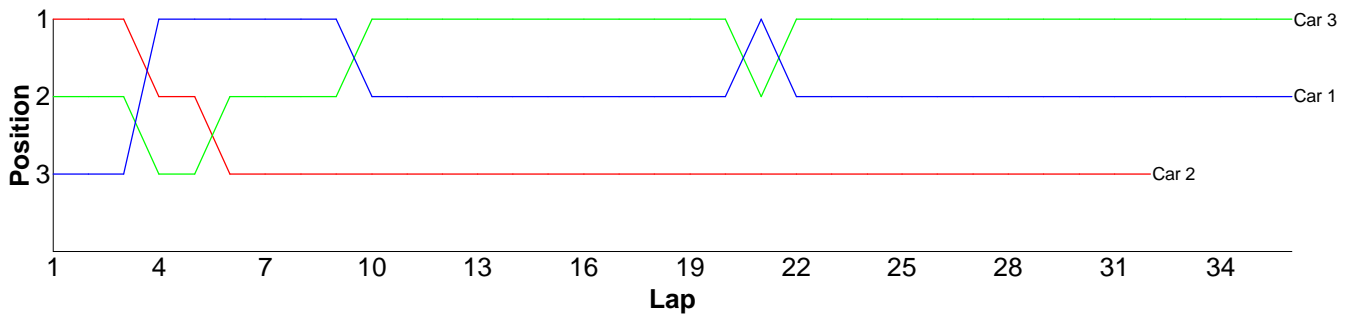
Lap	Car 1	Car 2	Car 3	Car 4	Car 5	Car 6	Car 7
1	28.36	29.25	28.62	27.66	31.08	33.91	37.95
2	18.98	17.42	17.30	16.55	18.18	19.87	21.78
3	18.06	17.02	21.47	16.52	18.55	18.61	27.86
4	16.79	17.35	21.47	17.78	19.97	18.92	23.28
5	17.16	16.96	17.62	16.61	21.35	18.09	25.57
6	16.73	16.88	17.00	16.62	20.05	18.28	22.87
7	19.97	17.52	16.99	16.51	21.49	19.30	23.56
8	16.71	17.01	17.07	17.14	29.54	24.71	23.13
9	17.74	17.19	17.23	16.64	19.68	18.81	22.76
10	17.06	16.92	17.15	16.89	18.70	20.09	24.25
11	16.44	17.55	17.28	16.94	18.60	18.83	21.68
12	17.02	16.80	17.47	16.62	19.18	18.65	22.73
13	25.34	17.42	17.33	17.14	19.46	18.77	19.40
14	19.57	17.12	17.55	17.23	18.85	19.15	
15	17.16	16.95	17.42	17.03	18.61	24.90	
16	17.73	16.88	21.81	17.21			
17		17.15		19.02			
18							



IC Touring - B Final Leg 2

Pos	Car	Form	Name	Member Type	Car Make	Result	Ave	Best
1	3	F2	Phillip Pullen	S2008	Mugen	36 / 607.58	16.87	15.54
2	1	F2	Gary Fuller	S2008	Serpent	36 / 614.04	17.05	15.86
3	2	F2	Colin Taggart	S2008	Team Magic	32 / 600.01	18.75	15.52
=4	4	F2	Derek Brown	S2008	Serpent	0 / 0.00	0.00	0.00
=4	5	F3	Mark Brown	S2008	Team Magic	0 / 0.00	0.00	0.00

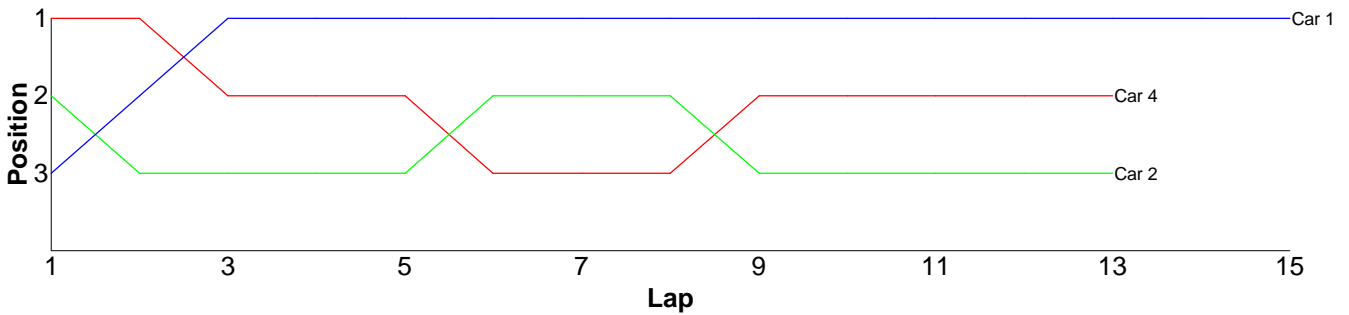
Lap	Car 1	Car 2	Car 3	Car 4	Car 5
1	29.35	27.23	28.97		
2	16.73	16.33	16.14		
3	16.31	16.88	15.88		
4	16.76	19.32	19.80		
5	15.89	16.43	16.80		
6	16.01	20.11	16.28		
7	17.05	16.88	15.76		
8	16.28	17.43	15.75		
9	16.63	17.03	15.93		
10	17.10	16.77	15.54		
11	16.52	16.81	16.04		
12	16.67	16.60	15.98		
13	16.23	16.75	15.67		
14	16.70	16.33	16.09		
15	16.33	15.92	16.22		
16	16.75	15.85	16.59		
17	16.29	16.16	15.92		
18	16.22	15.85	15.85		
19	16.74	16.25	15.57		
20	17.36	15.89	16.16		
21	16.89	59.95	25.27		
22	23.20	16.68	16.26		
23	16.16	16.47	15.96		
24	17.64	17.11	15.77		
25	16.93	18.21	15.70		
26	16.35	15.82	15.81		
27	16.78	15.52	15.92		
28	17.34	16.34	16.62		
29	16.19	16.13	15.86		
30	16.00	23.70	15.72		
31	15.88	16.85	15.58		
32	15.86	20.41	18.66		
33	15.93		16.76		
34	16.04		17.18		
35	16.24		16.58		
36	16.69		16.99		
37					



Bikes - A Final Leg 2

Pos	Car	Form	Name	Member Type	Car Make	Result	Ave	Best
1	1	F1	Jevon Frost	S2008		15 / 308.51	20.56	19.41
2	4		Chris Groom	S2008		13 / 304.00	23.38	16.34
3	2		Graham Clarke	S-Guest		13 / 305.25	23.48	18.88
=4	3		Simon Lancaster	S-Guest		0 / 0.00	0.00	0.00
=4	5		Brian Foord	S-Guest		0 / 0.00	0.00	0.00
=4	6		Jack Foord	S-Guest		0 / 0.00	0.00	0.00

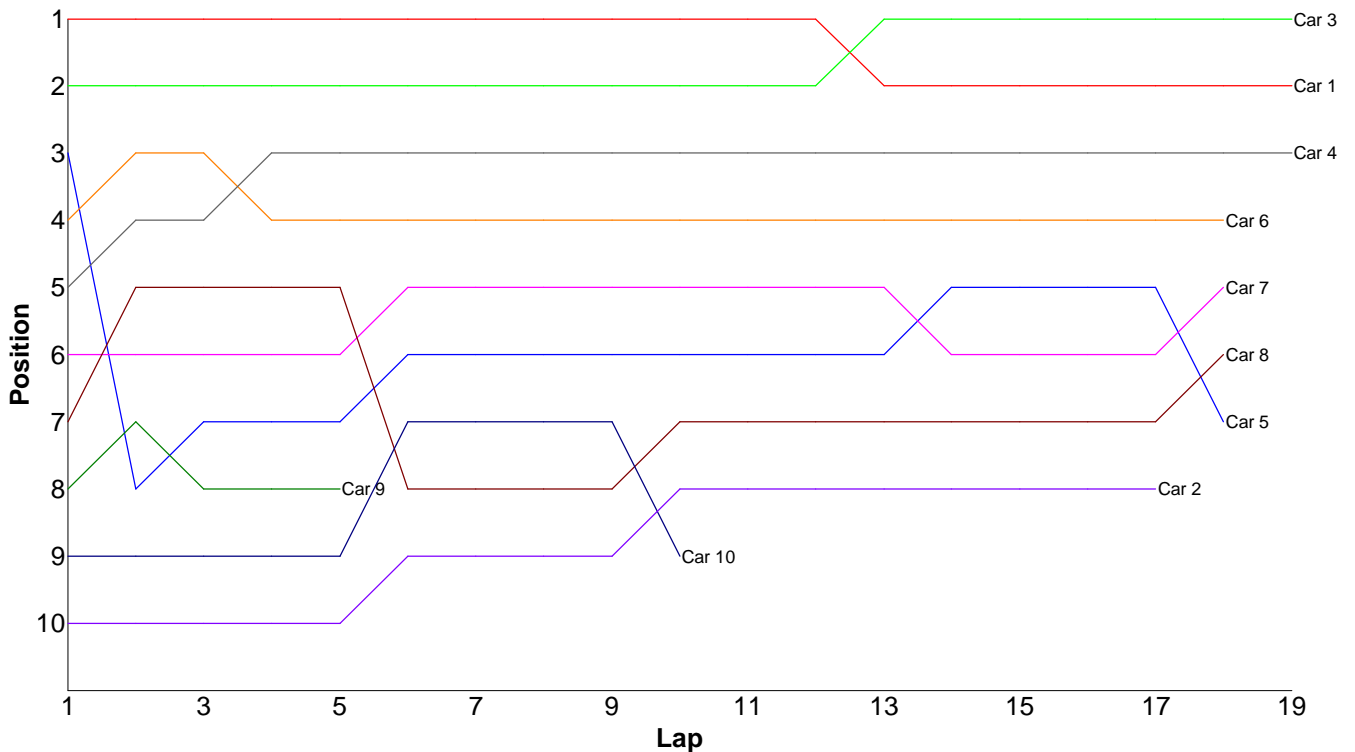
Lap	Car 1	Car 2	Car 3	Car 4	Car 5	Car 6
1	19.41	18.88		16.34		
2	20.74	29.48		23.78		
3	19.98	23.43		29.34		
4	20.31	22.20		24.07		
5	20.16	23.16		22.69		
6	20.20	23.00		28.25		
7	20.66	26.81		23.02		
8	24.43	22.14		22.51		
9	20.85	24.76		22.27		
10	19.79	22.73		22.13		
11	20.56	22.30		22.74		
12	19.95	22.34		22.57		
13	21.51	24.02		24.29		
14	20.04					
15	19.92					
16						



Pro-Stock - A Final Leg 2

Pos	Car	Form	Name	Member Type	Car Make	Result	Ave	Best
1	3	F1	Ori Sohachevsky	S2008	Serpent	19 / 307.83	16.20	15.33
2	1	F1	Nigel Moss	S2008	Hot Bodies	19 / 308.29	16.22	15.24
3	4	F1	Nick Adams	S2008	Tamiya	19 / 310.67	16.35	15.51
4	6	F1	Dave Skelton	S2008	Xray	18 / 300.28	16.68	15.51
5	7	F1	Gerald Page	S2008	Xray	18 / 308.19	17.12	15.87
6	8	F2	Jon Wilkins	S2008	Hot Bodies	18 / 312.65	17.36	15.73
7	5		Jamie Vassallo	S-Guest	Scythe	18 / 312.86	17.38	15.42
8	2	F1	Mark Payne	S-Guest	Xray	17 / 301.98	17.76	15.19
9	10	F2	Brian Killick	S2008	Xray	10 / 199.68	19.96	16.07
10	9	F2	Kevin Bissell	S2008	Hot Bodies	5 / 95.62	19.12	16.16

Lap	Car 1	Car 2	Car 3	Car 4	Car 5	Car 6	Car 7	Car 8	Car 9	Car 10
1	23.85	47.06	25.05	25.86	25.29	25.39	26.44	26.98	27.19	29.35
2	15.49	18.97	15.64	16.13	20.44	15.90	17.57	16.40	17.36	17.06
3	15.57	15.67	15.33	15.85	15.42	15.82	16.47	16.70	18.25	16.94
4	15.38	15.40	15.38	15.57	16.89	16.81	16.03	15.93	16.66	16.59
5	15.62	16.19	15.39	15.57	15.96	15.84	16.65	15.94	16.16	16.07
6	17.20	19.99	16.68	16.11	16.54	16.41	15.87	22.75		16.72
7	15.41	15.28	15.84	15.53	15.46	17.53	16.06	16.20		16.13
8	15.36	15.33	16.00	15.51	16.56	17.24	16.18	16.27		16.55
9	15.32	15.22	15.60	15.85	15.92	15.60	15.92	17.06		16.76
10	16.16	15.19	15.63	15.84	16.07	15.73	15.88	16.94		37.51
11	15.55	15.27	15.67	15.67	16.09	15.79	15.93	17.21		
12	15.24	15.48	15.68	15.68	15.85	15.59	16.29	16.79		
13	17.70	15.42	15.69	15.77	15.89	17.10	16.38	16.52		
14	15.76	15.29	15.53	15.76	16.55	16.17	19.30	16.24		
15	16.19	15.40	15.73	16.02	16.05	16.04	17.54	15.73		
16	15.71	15.45	15.63	16.27	16.96	15.84	16.19	15.98		
17	15.58	15.37	15.66	15.74	16.95	15.51	16.25	16.42		
18	15.62		15.63	16.08	23.97	15.97	17.24	16.59		
19	15.58		16.07	15.86						
20										



IC Touring - A Final Leg 2

Pos	Car	Form	Name	Member Type	Car Make	Result	Ave	Best
1	1	F1	John Zottl	S2008	Xray	13 / 0.00	0.00	0.00
2	3	F2	David Forsythe	S2008	Xray	12 / 0.00	0.00	0.00
3	4	F1	Jamal Ainul	S2008	Serpent	11 / 0.00	0.00	0.00
4	2	F1	Adrian Poole	S2008	Team Magic	10 / 0.00	0.00	0.00
5	6	F2	JamesRumble	S2008	Xray	9 / 0.00	0.00	0.00
6	5	F2	Steve Field	S2008	Mugen	8 / 0.00	0.00	0.00
7	8	F2	Stephen Mills	S2008	Team Magic	7 / 0.00	0.00	0.00
8	7	F2	Andrew Mills	S2008	Team Magic	6 / 0.00	0.00	0.00

Lap	Car 1	Car 2	Car 3	Car 4	Car 5	Car 6	Car 7	Car 8
1								

Produced by RC-Timing 2006 on 02 Jun 2008, 8:35 PM. www.RC-Timing.com