

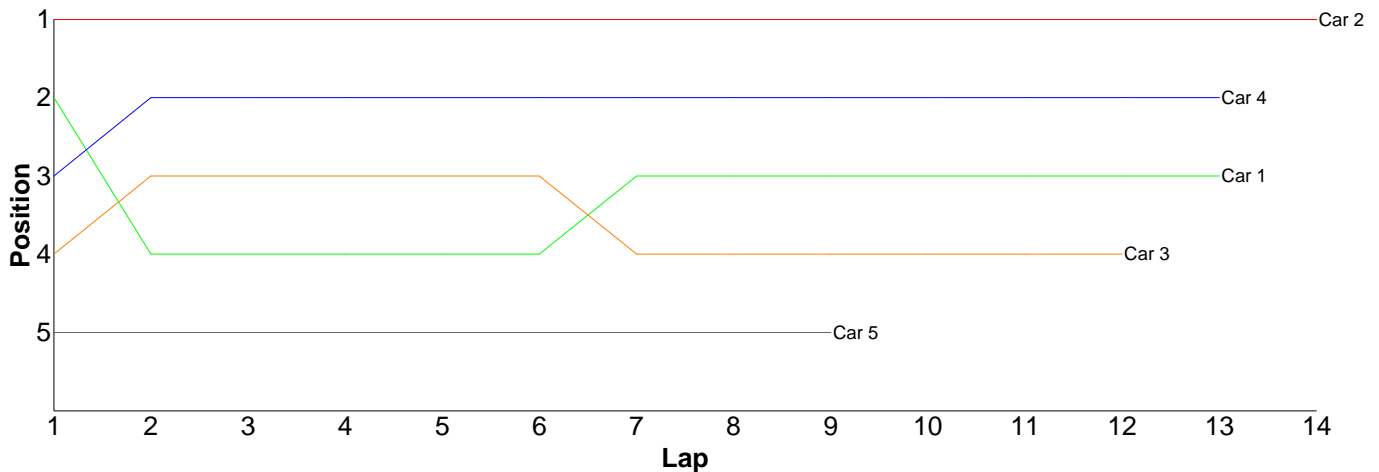
AMCC Summer Championship 2008 - Round 2: 04/05/2008

Race Results

Heat 1 - Round 1 (<Sport / TT01>)

Pos	Car	BRCA	Name	Class	Result	Ave	Best
1	2	7442	Scott Stokes	Tamiya Stock	14 / 307.61	21.97	20.57
2	4	0	Jack Warren	Electric Sport	13 / 308.21	23.70	22.26
3	1	9430	Kieran Stokes	Tamiya Stock	13 / 312.53	24.04	21.70
4	3	1895	Emily Hall	Electric Sport	12 / 308.86	25.73	24.94
5	5	6234	Dawn Skelton	Electric Sport	9 / 304.52	33.83	30.93

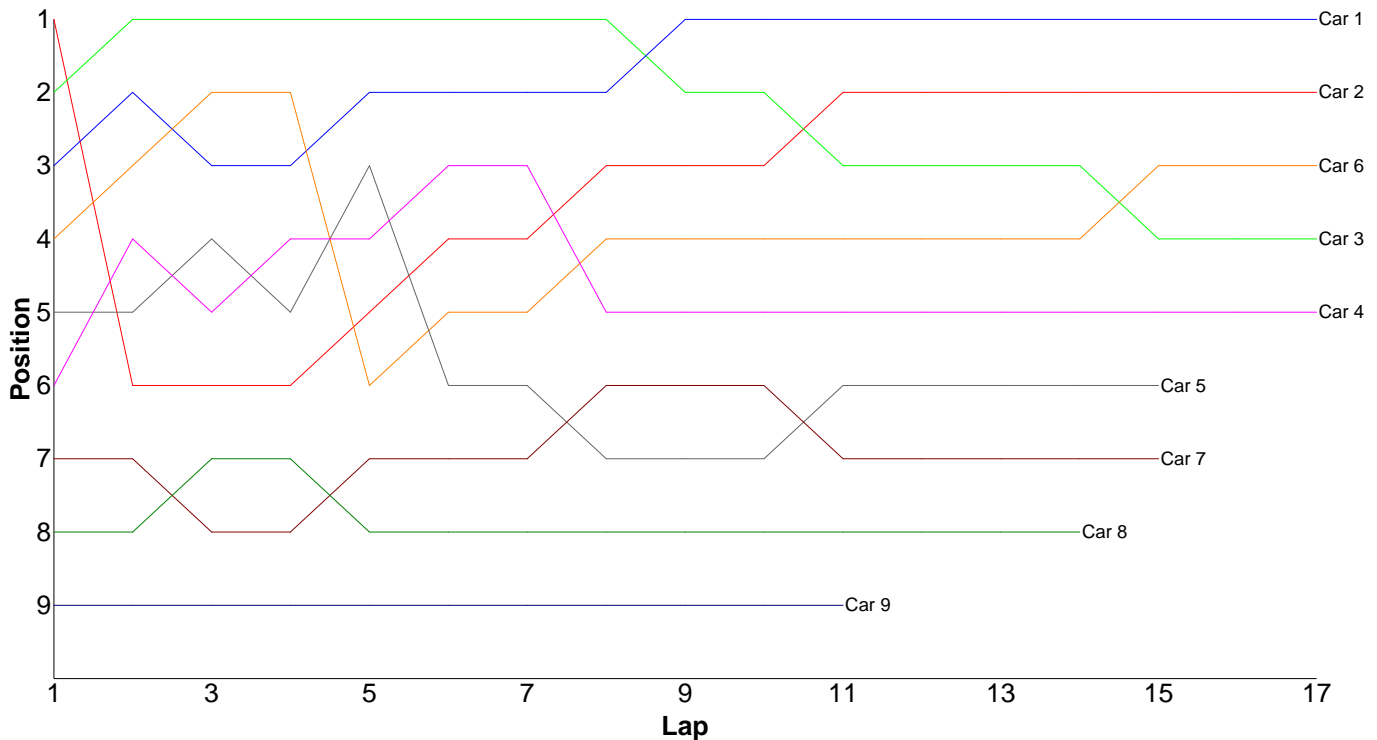
Lap	Car 1	Car 2	Car 3	Car 4	Car 5
1	24.22	21.15	25.36	25.00	35.00
2	28.28	20.59	25.36	24.94	40.40
3	31.53	28.64	25.25	24.63	30.93
4	23.36	21.08	25.10	22.77	32.44
5	22.53	20.57	25.00	24.17	31.16
6	23.88	21.85	26.34	22.91	34.57
7	23.54	21.72	24.94	24.97	31.38
8	22.39	21.63	26.67	24.00	35.60
9	23.81	21.64	26.21	22.95	33.04
10	22.18	21.60	26.55	23.43	
11	21.70	22.31	26.26	23.60	
12	22.50	21.69	25.82	22.58	
13	22.61	20.72		22.26	
14		22.42			
15					



Heat 2 - Round 1 (Stock Touring)

Pos	Car	BRCA	Name	Result	Ave	Best
1	1	1995	Gerald Page	17 / 300.24	17.66	17.16
2	2	12539	Anthony Pedder	17 / 302.84	17.81	16.90
3	6	7666	Thomas Francis	17 / 305.35	17.96	17.30
4	3	17037	Kevin Bissell	17 / 306.46	18.02	17.45
5	4	15899	Ian Cairns	17 / 317.98	18.70	17.60
6	5	845	Mick Barnes	15 / 303.42	20.22	17.71
7	7	8253	Robin Francis	15 / 325.06	21.67	19.52
8	8	0	Kyle Fuller	14 / 328.76	23.48	18.93
9	9	0	Andy Lewis	11 / 302.40	27.49	24.46

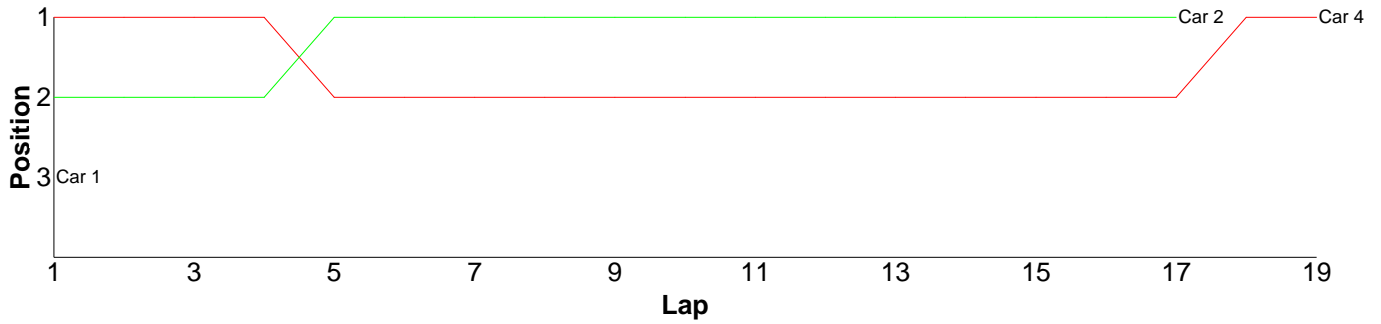
Lap	Car 1	Car 2	Car 3	Car 4	Car 5	Car 6	Car 7	Car 8	Car 9
1	17.81	17.19	17.63	18.83	18.46	18.09	20.21	20.67	25.63
2	17.94	22.80	17.75	18.55	19.13	17.78	21.21	21.20	24.46
3	17.86	17.61	17.79	18.41	18.11	17.57	20.91	19.72	26.58
4	18.02	17.25	17.45	18.19	18.30	17.58	20.45	18.93	30.17
5	17.71	18.73	17.63	18.36	18.00	23.11	20.80	30.21	28.79
6	17.70	17.36	17.98	17.60	28.91	17.86	20.00	26.04	26.99
7	17.16	17.83	17.65	17.91	18.37	18.06	20.45	19.75	26.53
8	17.77	17.32	17.59	27.09	28.16	17.41	20.49	22.07	25.96
9	17.47	16.90	19.95	18.07	19.87	17.82	19.99	19.77	25.92
10	17.35	18.08	18.47	17.64	17.71	17.52	19.52	26.13	36.47
11	17.58	17.02	18.68	17.73	18.91	17.42	22.40	24.43	24.90
12	17.54	16.99	17.91	18.22	17.96	17.69	21.14	19.70	
13	17.62	17.43	17.77	17.98	23.98	17.53	23.25	30.98	
14	17.94	17.22	18.23	18.91	18.58	17.51	28.99	29.16	
15	17.92	17.06	18.12	18.08	18.97	17.64	25.25		
16	17.33	18.62	17.73	18.23		17.46			
17	17.52	17.43	18.13	18.18		17.30			
18									



Heat 3 - Round 1 (EP Outlaw)

Pos	Car	BRCA	Name	Result	Ave	Best
1	4	67	Rob Warren	19 / 316.45	16.65	15.15
2	2	8620	Nigel Moss	17 / 271.65	15.97	15.01
3	1	13433	Jevon Frost	1 / 29.40	29.40	29.40
=4	3	7442	Scott Stokes	0 / 0.00	0.00	0.00
=4	5	0	Keiran Stokes	0 / 0.00	0.00	0.00

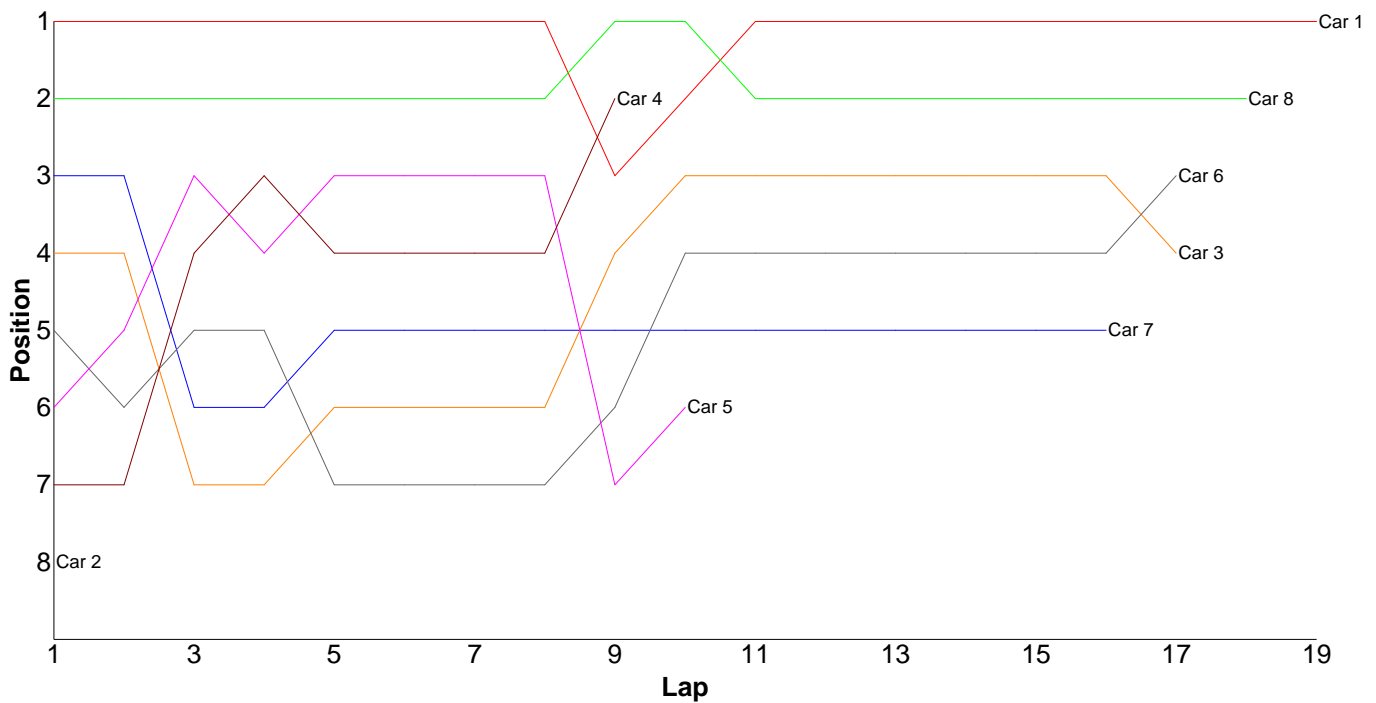
Lap	Car 1	Car 2	Car 3	Car 4	Car 5
1	29.40	17.75		16.30	
2		15.08		15.85	
3		15.13		15.68	
4		15.28		15.15	
5		15.24		15.77	
6		15.07		20.80	
7		15.24		16.19	
8		15.64		15.72	
9		15.12		18.72	
10		18.45		15.31	
11		15.10		15.31	
12		15.92		19.66	
13		15.01		16.63	
14		20.04		15.90	
15		16.91		16.85	
16		15.34		15.83	
17		15.33		16.21	
18				17.24	
19				17.33	
20					



Heat 4 - Round 1 (IC Touring)

Pos	Car	BRCA	Name	Result	Ave	Best
1	1	692	Les Mainwaring	19 / 314.32	16.54	15.55
2	8	115	Phillip Pullen	18 / 316.30	17.57	15.99
3	6	18917	Gary Fuller	17 / 319.06	18.76	17.19
4	3	11579	Stephen Mills	17 / 319.90	18.81	16.87
5	7	14486	James Rumble	16 / 310.36	19.39	15.77
6	5	4274	Colin Taggart	10 / 205.49	20.54	15.85
7	4	12221	Andrew Mills	9 / 151.36	16.81	15.94
8	2	736	Mike Paine	1 / 301.17	301.17	301.17

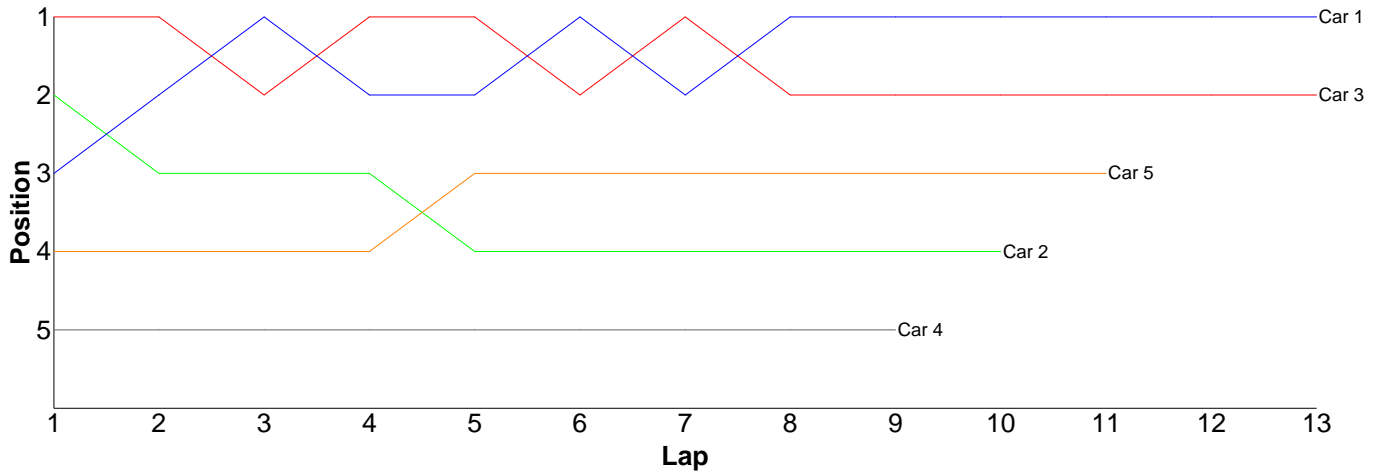
Lap	Car 1	Car 2	Car 3	Car 4	Car 5	Car 6	Car 7	Car 8
1	16.60	301.17	17.21	19.14	18.13	17.67	17.04	16.76
2	16.62		16.87	16.53	16.66	17.41	16.61	16.79
3	16.32		23.66	17.05	16.66	17.72	21.64	16.22
4	17.11		21.21	16.05	18.36	17.55	16.33	16.97
5	16.92		17.52	17.80	16.10	26.59	16.27	17.62
6	16.61		17.31	15.94	16.34	19.78	15.87	16.76
7	16.05		17.46	16.26	15.85	17.94	15.77	16.33
8	15.87		17.48	16.59	16.81	17.91	19.98	16.29
9	19.67		17.32	16.00	36.36	17.99	28.25	15.99
10	15.95		18.33		34.22	17.19	28.38	16.04
11	16.76		17.98			17.61	17.64	21.41
12	16.61		17.42			19.91	17.03	18.66
13	16.36		17.05			18.89	21.76	17.43
14	16.00		18.40			17.71	16.91	22.51
15	16.59		19.37			18.11	21.06	17.95
16	16.21		23.20			17.91	19.82	17.96
17	15.55		22.11			21.17		17.18
18	16.15							17.43
19	16.37							
20								



Heat 5 - Round 1 (Bikes)

Pos	Car	BRCA	Name	Result	Ave	Best
1	1	13433	Jevon Frost	13 / 304.50	23.42	21.11
2	3	11647	Simon Lancaster	13 / 318.93	24.53	22.29
3	5	7175	Peter Chang	11 / 307.64	27.96	25.54
4	2	13209	Graham Clarke	10 / 298.53	29.85	23.26
5	4	0	Chris Groom	9 / 307.31	34.14	24.58

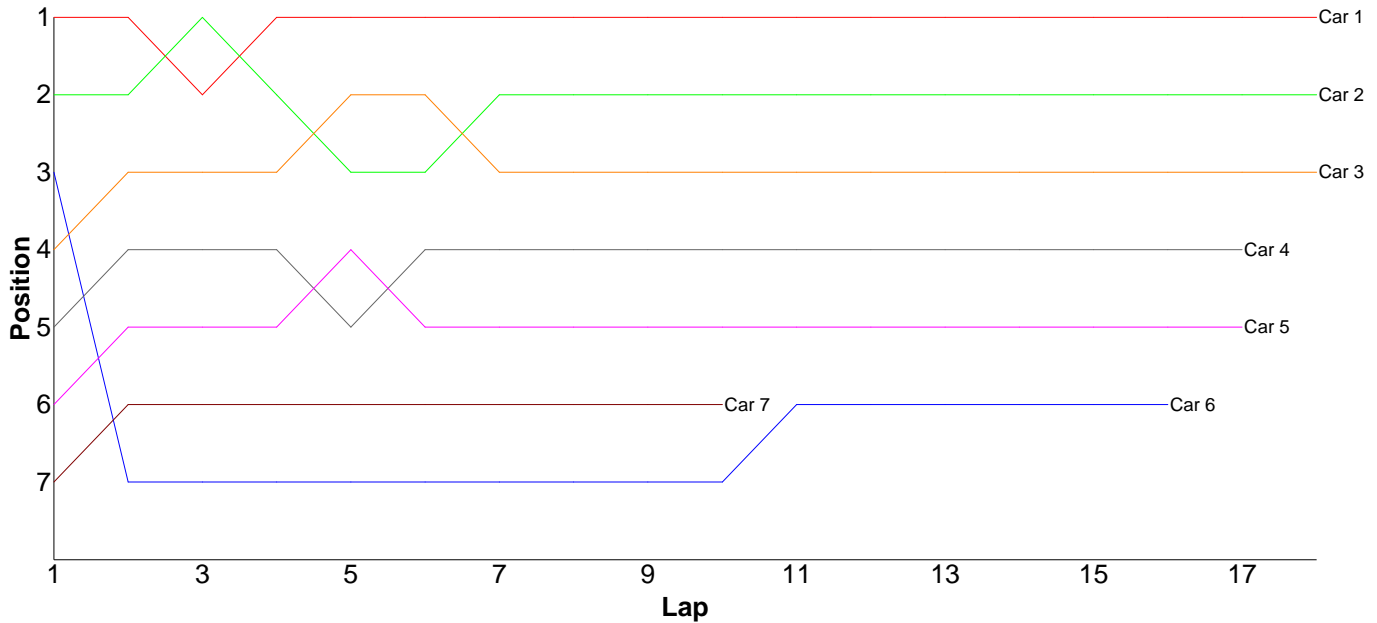
Lap	Car 1	Car 2	Car 3	Car 4	Car 5
1	24.35	23.67	23.34	90.38	30.00
2	21.97	28.64	22.38	29.18	32.71
3	22.03	23.26	24.04	24.58	26.55
4	27.35	37.32	22.96	24.72	27.36
5	21.19	37.01	23.00	30.72	26.67
6	21.65	31.77	23.13	25.89	25.54
7	28.34	31.25	23.19	30.44	26.46
8	21.34	23.62	32.57	25.39	28.66
9	27.82	38.72	31.24	26.01	27.01
10	21.11	23.27	22.81		30.47
11	22.02		22.45		26.21
12	23.07		25.53		
13	22.26		22.29		
14					



Heat 6 - Round 1 (<ProStock / Mod>)

Pos	Car	BRCA	Name	Result	Ave	Best
1	1	8274	David Johnson	18 / 301.07	16.72	16.09
2	2	17037	Kevin Bissell	18 / 302.40	16.80	16.30
3	3	838	Dave Skelton	18 / 309.08	17.17	16.13
4	4	10078	Brian Killick	17 / 302.86	17.81	16.73
5	5	4836	Neil Talbot	17 / 313.08	18.41	17.21
6	6	19721	James Stone	16 / 313.92	19.62	16.92
7	7	4309	Jon Wilkins	10 / 190.42	19.04	17.81

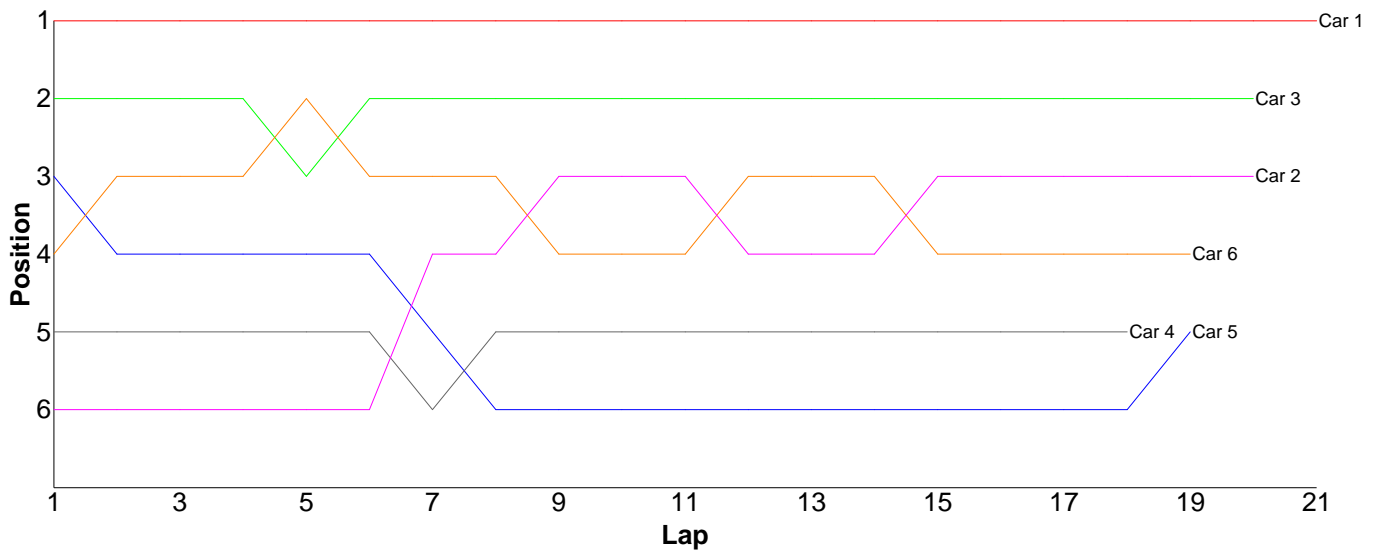
Lap	Car 1	Car 2	Car 3	Car 4	Car 5	Car 6	Car 7
1	16.67	17.01	17.14	17.38	17.74	17.09	18.06
2	16.09	16.42	16.80	17.09	19.76	28.91	20.19
3	17.23	16.30	17.17	20.98	18.26	17.85	20.73
4	16.71	17.48	16.25	17.93	18.52	19.01	17.81
5	16.53	16.54	16.17	18.82	17.47	18.76	18.56
6	16.54	17.17	17.20	16.96	19.29	17.69	19.12
7	16.24	16.40	16.87	18.00	17.56	17.39	18.62
8	16.69	16.43	21.46	18.65	17.57	17.46	18.75
9	16.23	16.51	17.03	17.56	18.61	22.42	18.15
10	16.71	16.60	16.13	16.73	17.80	18.10	20.43
11	16.57	16.46	16.25	16.98	17.21	19.41	
12	17.00	17.97	16.29	18.12	18.58	17.01	
13	16.97	17.57	16.42	18.84	17.86	16.92	
14	17.94	16.81	16.18	17.39	17.91	19.82	
15	17.05	17.17	21.74	17.06	18.27	17.05	
16	16.74	16.67	17.22	17.13	21.66	29.03	
17	16.47	16.54	16.36	17.24	19.01		
18	16.69	16.35	16.40				
19							



Heat 7 - Round 1 (<ProStock / Mod>)

Pos	Car	BRCA	Name	Class	Result	Ave	Best
1	1	3826	Chris Delves	5 Cell / Modified	21 / 303.28	14.44	13.91
2	3	8021	Steve Lissamore	5 Cell / Modified	20 / 305.97	15.29	14.54
3	2	2460	Richard Thorpe	5 Cell / Modified	20 / 315.80	15.79	14.52
4	6	8620	Nigel Moss	Pro-Stock	19 / 304.13	16.00	15.14
5	5	1270	Tim Webb	Pro-Stock	19 / 305.06	16.05	15.44
6	4	504	Nick Adams	Pro-Stock	18 / 284.98	15.83	15.23

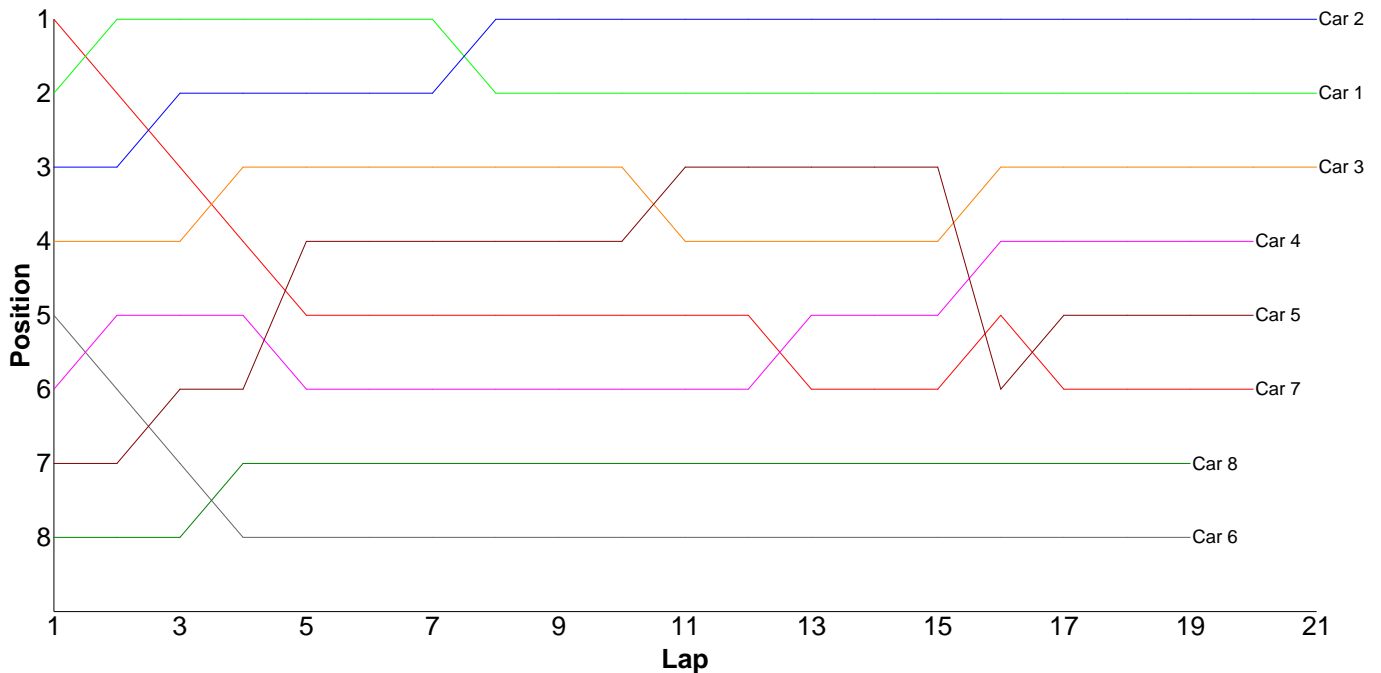
Lap	Car 1	Car 2	Car 3	Car 4	Car 5	Car 6
1	14.00	20.53	14.66	16.06	15.57	15.71
2	13.91	15.29	14.57	16.24	15.91	15.32
3	14.03	15.65	14.75	16.10	16.65	15.43
4	14.35	15.12	14.79	16.10	16.08	15.26
5	14.06	15.07	19.61	15.49	15.63	15.38
6	14.10	16.13	15.18	17.69	16.90	19.19
7	15.14	14.52	15.06	15.94	15.75	15.67
8	14.21	15.44	14.54	15.23	16.53	15.73
9	14.17	14.70	14.79	15.97	16.63	16.74
10	14.15	14.85	14.71	15.71	16.36	15.63
11	14.14	16.84	14.63	15.39	16.40	15.23
12	14.34	16.97	14.57	15.60	15.85	15.14
13	17.63	14.93	15.07	15.27	16.13	15.20
14	14.26	15.17	14.80	15.36	15.66	15.22
15	14.27	14.82	14.62	15.62	16.20	15.82
16	14.27	14.71	14.85	15.57	15.54	15.60
17	14.41	14.62	14.78	15.54	15.52	15.87
18	14.15	15.58	14.86	16.10	15.44	16.24
19	14.58	16.60	17.08		16.31	19.75
20	14.52	18.26	18.05			
21	14.59					
22						



Heat 8 - Round 1 (IC Touring)

Pos	Car	BRCA	Name	Result	Ave	Best
1	2	514	John Zottl	21 / 301.26	14.34	13.91
2	1	12024	Adrian Poole	21 / 309.57	14.74	14.30
3	3	16325	Iain Hollands	21 / 312.14	14.86	14.47
4	4	2548	Mark Sellars	20 / 300.16	15.00	14.38
5	5	17041	Jamal Ainul	20 / 301.77	15.08	14.28
6	7	6321	David Forsythe	20 / 303.26	15.16	14.40
7	8	6773	Jim Beesley	19 / 307.57	16.18	15.46
8	6	14083	Barry Smith	19 / 311.60	16.40	14.69

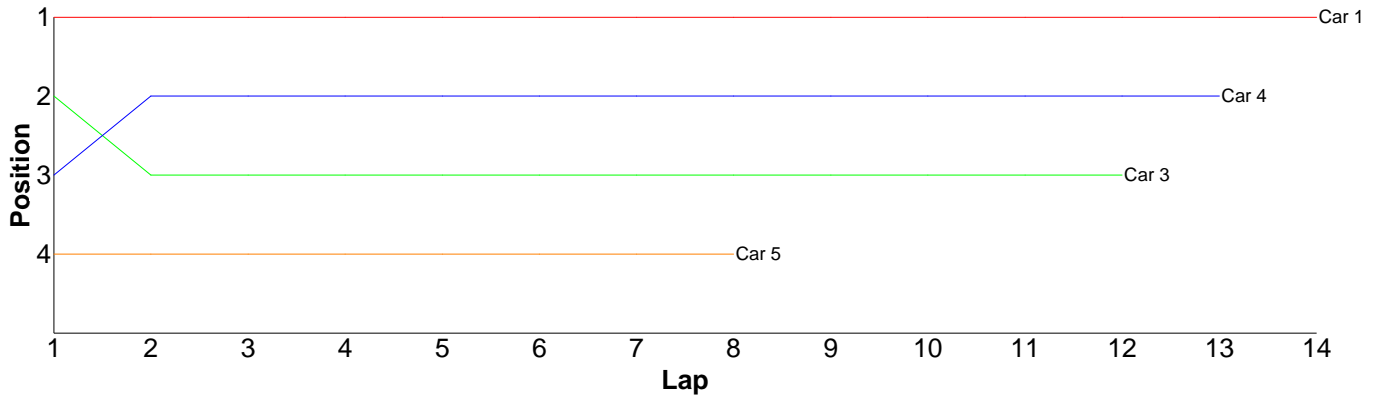
Lap	Car 1	Car 2	Car 3	Car 4	Car 5	Car 6	Car 7	Car 8
1	14.75	14.89	15.15	15.80	15.88	15.73	14.59	16.26
2	14.39	14.46	15.69	15.17	15.23	15.25	14.71	16.41
3	14.50	14.33	14.86	15.35	15.26	15.97	15.99	15.85
4	14.73	14.76	15.27	15.05	15.05	32.57	16.04	18.58
5	15.12	15.55	14.47	16.61	15.02	17.20	15.21	16.59
6	14.57	14.79	15.08	14.72	14.95	15.15	15.03	16.36
7	14.96	14.49	14.64	14.64	14.80	15.86	14.87	15.57
8	14.95	14.17	15.24	15.14	14.74	14.92	14.52	16.02
9	14.79	14.46	15.09	14.76	14.84	14.82	14.88	15.81
10	14.68	13.98	14.59	14.66	14.66	14.69	15.35	15.46
11	14.69	14.12	14.91	15.27	14.50	15.42	14.88	15.52
12	14.61	14.14	14.50	14.64	14.54	14.74	14.52	16.27
13	14.60	14.12	14.80	14.38	14.28	14.95	15.75	15.98
14	14.44	14.32	14.58	14.45	14.49	15.83	15.42	16.65
15	15.09	14.23	14.71	14.65	15.02	14.80	14.61	16.42
16	14.37	13.91	14.64	15.40	18.08	15.26	14.40	15.82
17	14.46	14.02	15.41	14.79	15.44	14.86	16.86	15.94
18	14.36	14.16	14.54	15.44	14.78	17.17	15.73	15.75
19	16.57	14.29	14.54	14.74	15.37	16.41	15.06	16.31
20	14.64	14.02	14.74	14.50	14.84		14.84	
21	14.30	14.05	14.69					
22								



Heat 1 - Round 2 (<Sport / TT01>)

Pos	Car	BRCA	Name	Class	Result	Ave	Best
1	1	9430	Kieran Stokes	Tamiya Stock	14 / 307.40	21.95	20.96
2	4	0	Jack Warren	Electric Sport	13 / 315.30	24.25	21.79
3	3	1895	Emily Hall	Electric Sport	12 / 311.69	25.97	24.82
4	5	6234	Dawn Skelton	Electric Sport	8 / 308.48	38.56	33.35
5	2	7442	Scott Stokes	Tamiya Stock	0 / 0.00	0.00	0.00

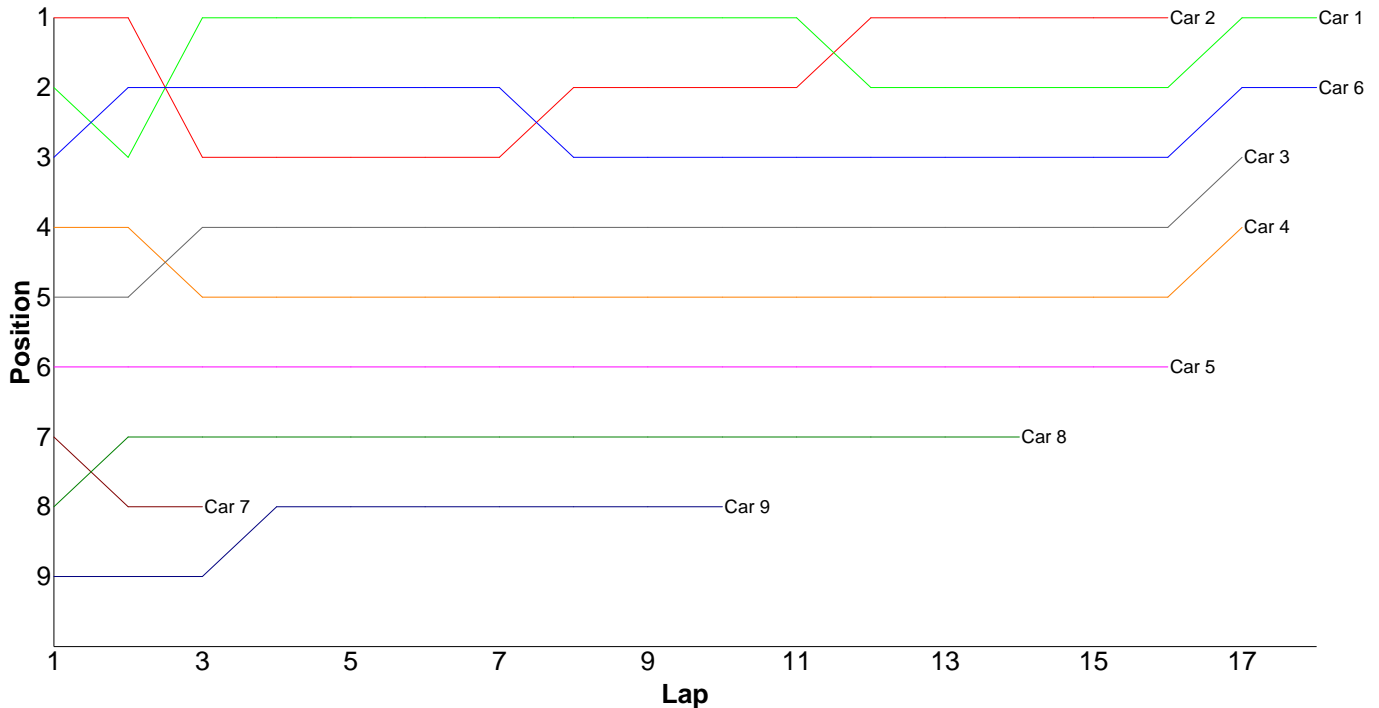
Lap	Car 1	Car 2	Car 3	Car 4	Car 5
1	23.32		24.94	26.25	33.35
2	22.15		24.82	22.19	42.60
3	22.66		25.27	23.88	41.59
4	21.38		25.31	23.18	39.07
5	22.10		25.12	22.14	35.30
6	20.96		25.35	23.03	37.63
7	23.25		25.47	21.79	42.49
8	21.39		25.93	22.08	36.45
9	21.33		32.51	22.74	
10	22.88		25.10	30.60	
11	21.27		26.40	22.96	
12	22.38		25.47	31.73	
13	21.14			22.73	
14	21.19				
15					



Heat 2 - Round 2 (Stock Touring)

Pos	Car	BRCA	Name	Result	Ave	Best
1	1	1995	Gerald Page	18 / 311.24	17.29	16.85
2	6	7666	Thomas Francis	18 / 318.00	17.66	17.05
3	3	17037	Kevin Bissell	17 / 306.09	18.00	17.39
4	4	15899	Ian Cairns	17 / 311.64	18.33	17.45
5	2	12539	Anthony Pedder	16 / 275.84	17.24	16.71
6	5	845	Mick Barnes	16 / 307.14	19.19	17.62
7	8	0	Kyle Fuller	14 / 315.73	22.55	19.69
8	9	0	Andy Lewis	10 / 253.47	25.34	22.49
9	7	8253	Robin Francis	3 / 66.10	22.03	20.87

Lap	Car 1	Car 2	Car 3	Car 4	Car 5	Car 6	Car 7	Car 8	Car 9
1	16.85	16.82	17.78	17.50	18.31	17.43	20.87	21.87	28.40
2	17.89	16.79	17.52	17.45	18.03	17.18	21.15	19.91	24.60
3	17.10	19.04	17.39	17.85	17.62	17.50	24.08	21.59	22.59
4	17.19	17.34	17.66	18.15	18.00	17.38		24.32	26.51
5	17.20	17.30	17.76	18.10	18.50	17.12		19.69	27.79
6	17.05	17.12	18.00	18.26	21.31	17.47		20.45	25.86
7	16.89	16.88	17.93	18.11	18.35	17.05		21.53	22.49
8	17.29	16.72	18.32	18.24	18.75	17.28		26.09	25.17
9	17.30	17.59	18.04	18.59	21.64	19.38		27.89	25.49
10	18.47	18.06	17.99	18.63	18.44	17.41		20.53	24.57
11	16.92	16.71	19.51	18.65	20.66	17.11		20.76	
12	17.69	17.16	17.84	18.71	19.47	17.77		30.97	
13	17.15	17.09	18.20	18.42	19.31	17.38		20.14	
14	16.89	17.11	17.87	19.95	20.14	17.37		19.99	
15	17.16	17.04	18.17	18.21	18.88	17.44			
16	17.02	17.07	18.10	18.31	19.73	17.63			
17	17.57		18.01	18.51		17.48			
18	17.61					20.62			
19									

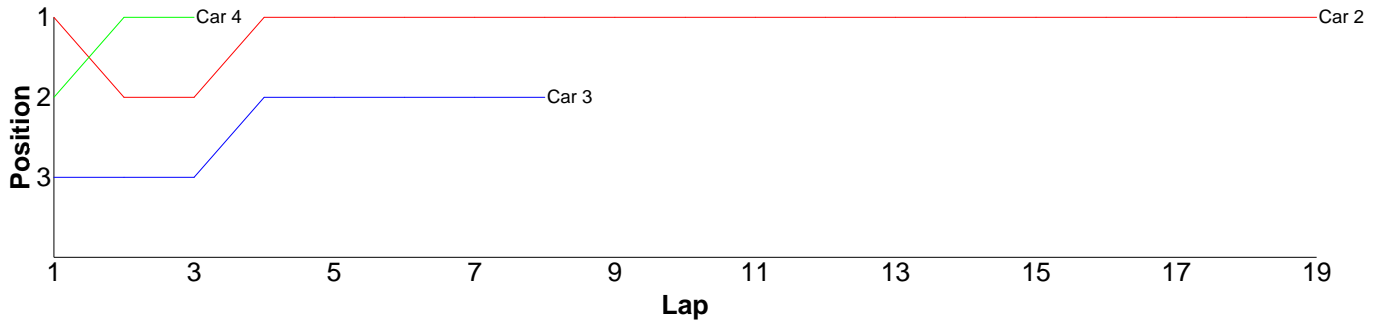


Heat 3 - Round 2 (EP Outlaw)

Pos	Car	BRCA	Name	Result	Ave	Best
1	2	8620	Nigel Moss	19 / 305.51	16.07	14.97
2	3	7442	Scott Stokes	8 / 282.68	35.33	21.96
3	4	67	Rob Warren	3 / 48.10	16.03	15.95
4	5	0	Keiran Stokes	1 / 21.84	21.84	0.00
5	1	13433	Jevon Frost	0 / 0.00	0.00	0.00

Lap Car 1 Car 2 Car 3 Car 4 Car 5

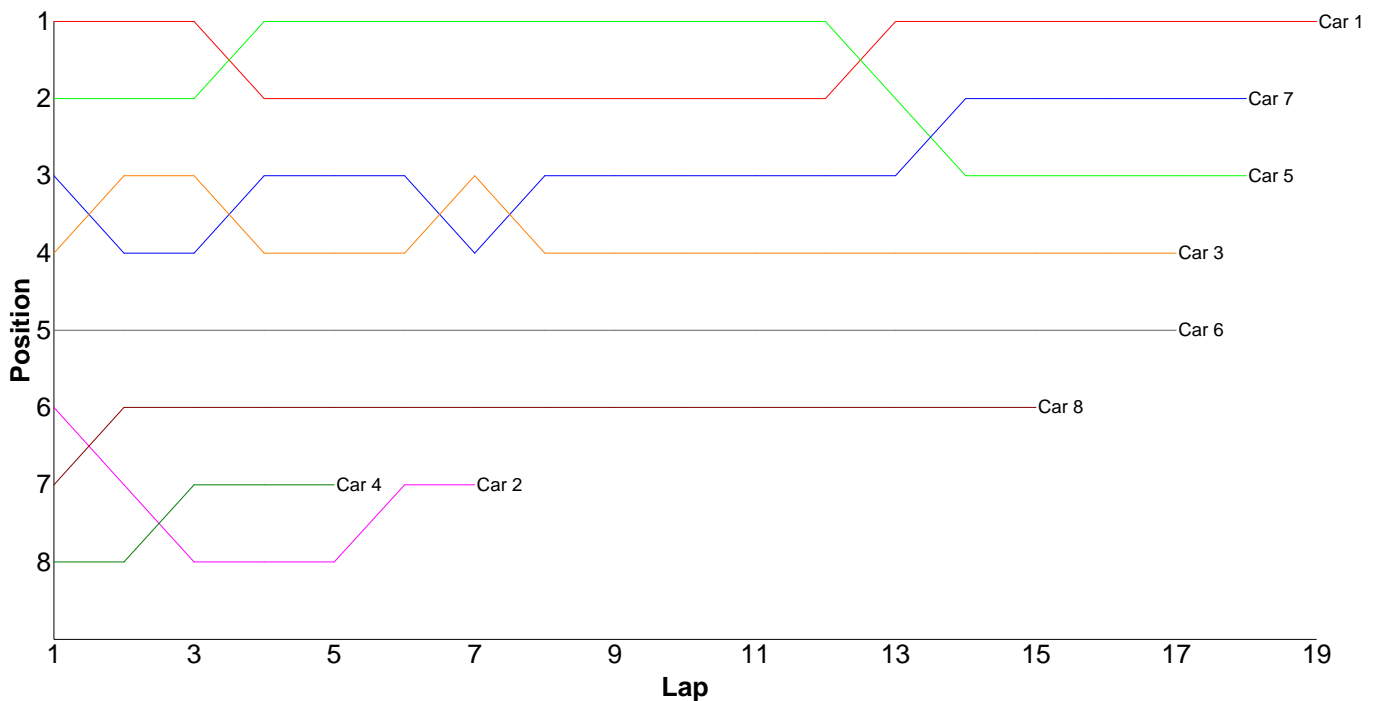
1		15.73	92.84	16.00	
2		17.10	24.64	16.15	
3		15.32	45.09	15.95	
4		15.73	25.08		
5		16.40	24.46		
6		21.44	25.38		
7		15.10	21.96		
8		15.28	23.23		
9		15.66			
10		15.23			
11		16.82			
12		15.45			
13		16.08			
14		16.82			
15		15.08			
16		14.97			
17		16.24			
18		15.47			
19		15.59			
20					



Heat 4 - Round 2 (IC Touring)

Pos	Car	BRCA	Name	Result	Ave	Best
1	1	692	Les Mainwaring	19 / 315.39	16.59	15.65
2	7	14486	James Rumble	18 / 304.13	16.89	15.55
3	5	4274	Colin Taggart	18 / 309.03	17.16	15.64
4	3	11579	Stephen Mills	17 / 304.11	17.88	16.39
5	6	18917	Gary Fuller	17 / 305.71	17.98	16.48
6	8	115	Phillip Pullen	15 / 306.92	20.46	15.89
7	2	736	Mike Paine	7 / 312.29	44.61	15.96
8	4	12221	Andrew Mills	5 / 175.36	35.07	16.70

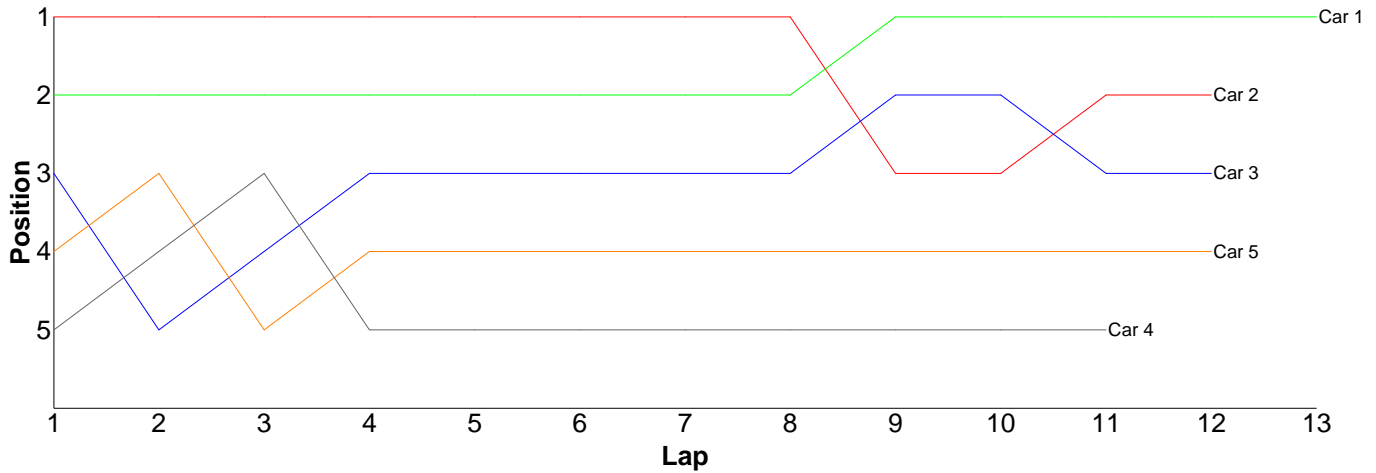
Lap	Car 1	Car 2	Car 3	Car 4	Car 5	Car 6	Car 7	Car 8
1	15.65	38.67	16.41	107.84	16.24	17.97	16.31	56.05
2	16.28	67.88	16.43	16.70	16.15	18.35	19.83	16.40
3	16.08	139.17	17.18	16.70	16.39	17.27	15.89	15.89
4	17.18	18.30	18.00	17.40	16.06	17.28	15.95	16.93
5	15.76	16.21	17.21	16.72	15.64	16.96	16.00	24.64
6	18.00	15.96	17.00		16.25	17.63	16.93	17.55
7	16.32	16.10	17.45		16.04	29.51	18.81	17.04
8	17.66		17.50		16.30	16.95	16.56	16.38
9	16.42		18.22		16.28	17.25	15.55	16.84
10	16.31		18.04		16.35	17.43	17.38	16.75
11	15.86		16.70		16.61	16.85	15.75	16.36
12	17.49		16.39		16.43	17.98	16.74	17.53
13	16.06		20.59		20.99	16.92	15.57	19.84
14	15.87		22.25		17.87	16.96	16.01	22.60
15	16.04		17.34		19.89	16.68	15.91	16.12
16	17.04		19.45		20.21	17.24	16.60	
17	19.11		17.95		17.70	16.48	20.69	
18	16.22				17.63		17.65	
19	16.04							
20								



Heat 5 - Round 2 (Bikes)

Pos	Car	BRCA	Name	Result	Ave	Best
1	1	13433	Jevon Frost	13 / 305.68	23.51	20.67
2	2	13209	Graham Clarke	12 / 304.84	25.40	21.92
3	3	11647	Simon Lancaster	12 / 312.14	26.01	22.27
4	5	7175	Peter Chang	12 / 336.91	28.07	25.73
5	4	0	Chris Groom	11 / 311.04	28.27	23.23

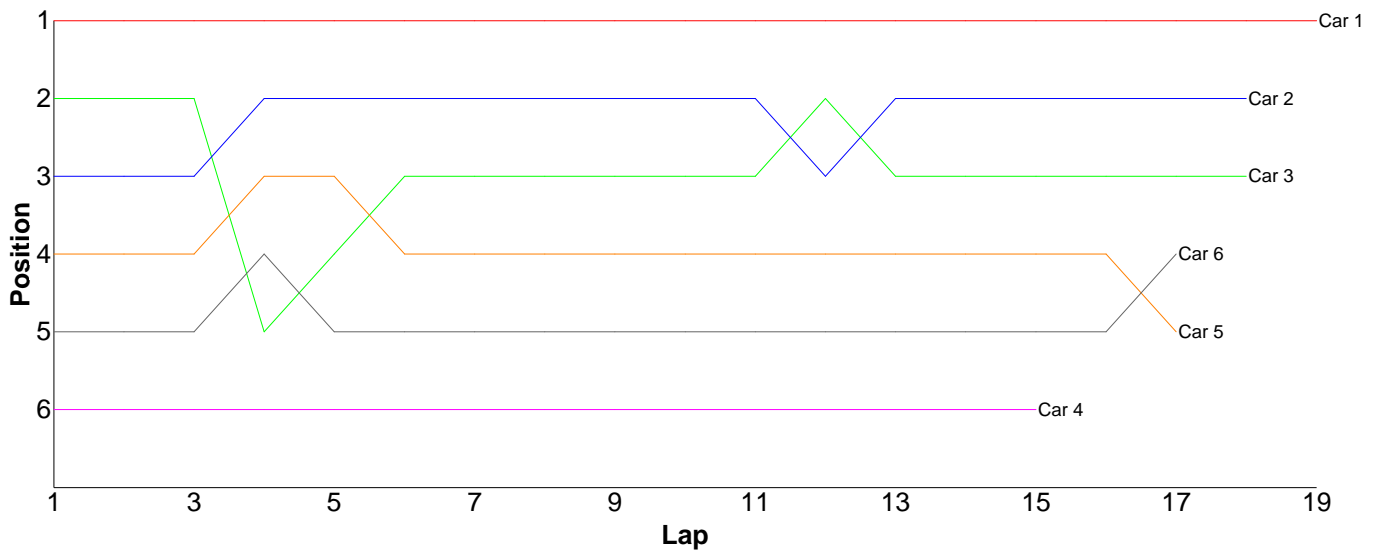
Lap	Car 1	Car 2	Car 3	Car 4	Car 5
1	22.72	21.92	23.04	29.79	26.99
2	27.15	22.45	33.64	24.62	26.76
3	22.18	22.34	22.27	23.67	27.48
4	34.78	22.37	28.80	58.13	28.04
5	21.54	27.54	23.38	23.86	27.37
6	21.78	23.41	22.30	23.23	26.49
7	20.99	23.66	25.21	23.87	25.88
8	28.88	22.80	22.80	28.02	28.93
9	21.48	50.31	22.90	27.34	25.73
10	20.97	22.84	32.31	23.96	27.00
11	21.42	22.52	33.12	24.55	26.72
12	20.67	22.68	22.37		39.52
13	21.12				
14					



Heat 6 - Round 2 (<ProStock / Mod>)

Pos	Car	BRCA	Name	Result	Ave	Best
1	1	8274	David Johnson	19 / 303.53	15.97	15.37
2	2	17037	Kevin Bissell	18 / 301.17	16.73	16.19
3	3	838	Dave Skelton	18 / 303.74	16.87	15.75
4	6	19721	James Stone	17 / 306.24	18.01	16.62
5	5	4836	Neil Talbot	17 / 306.70	18.04	16.33
6	4	10078	Brian Killick	15 / 304.69	20.31	16.67
7	7	4309	Jon Wilkins	0 / 0.00	0.00	0.00

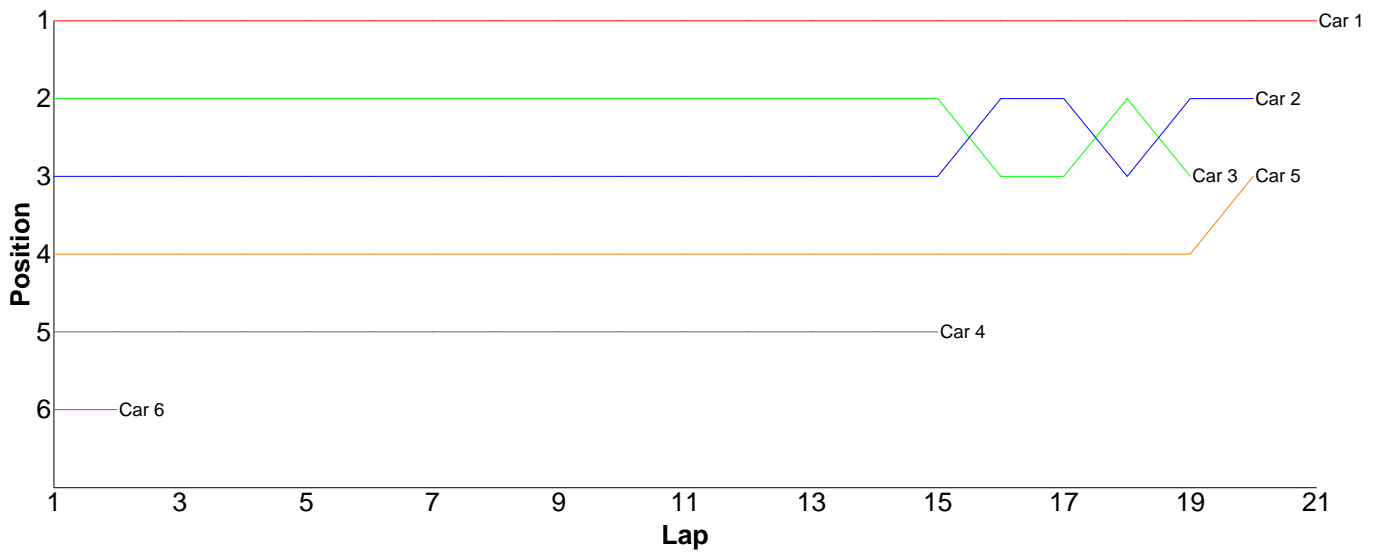
Lap	Car 1	Car 2	Car 3	Car 4	Car 5	Car 6	Car 7
1	15.93	17.39	16.75	19.86	17.74	18.41	
2	16.71	16.46	16.93	31.67	17.22	17.56	
3	16.17	16.98	16.34	28.47	16.95	17.19	
4	16.18	16.92	22.14	18.07	16.81	17.01	
5	15.73	16.80	16.53	16.67	17.10	22.36	
6	15.37	17.00	15.99	16.80	20.81	18.01	
7	15.48	16.24	16.15	20.06	18.59	17.35	
8	15.61	16.99	16.22	18.27	16.68	17.23	
9	15.69	16.85	16.37	18.27	16.33	16.75	
10	15.75	16.97	15.75	16.78	16.53	17.03	
11	15.86	16.40	15.98	17.99	17.69	17.29	
12	15.50	16.60	16.31	27.96	17.30	18.29	
13	16.07	16.19	16.80	19.42	17.80	16.62	
14	16.04	16.48	16.15	17.01	16.85	16.74	
15	15.93	16.54	17.79	17.39	17.52	18.11	
16	16.23	17.36	18.26		17.43	23.32	
17	16.78	16.62	16.93		27.35	16.97	
18	16.44	16.38	16.35				
19	16.06						
20							



Heat 7 - Round 2 (<ProStock / Mod>)

Pos	Car	BRCA	Name	Class	Result	Ave	Best
1	1	3826	Chris Delves	5 Cell / Modified	21 / 300.32	14.30	14.06
2	2	2460	Richard Thorpe	5 Cell / Modified	20 / 303.38	15.16	14.45
3	5	1270	Tim Webb	Pro-Stock	20 / 313.40	15.67	15.21
4	3	8021	Steve Lissamore	5 Cell / Modified	19 / 293.35	15.43	14.22
5	4	504	Nick Adams	Pro-Stock	15 / 244.53	16.30	15.36
6	6	8620	Nigel Moss	Pro-Stock	2 / 44.71	22.35	19.19

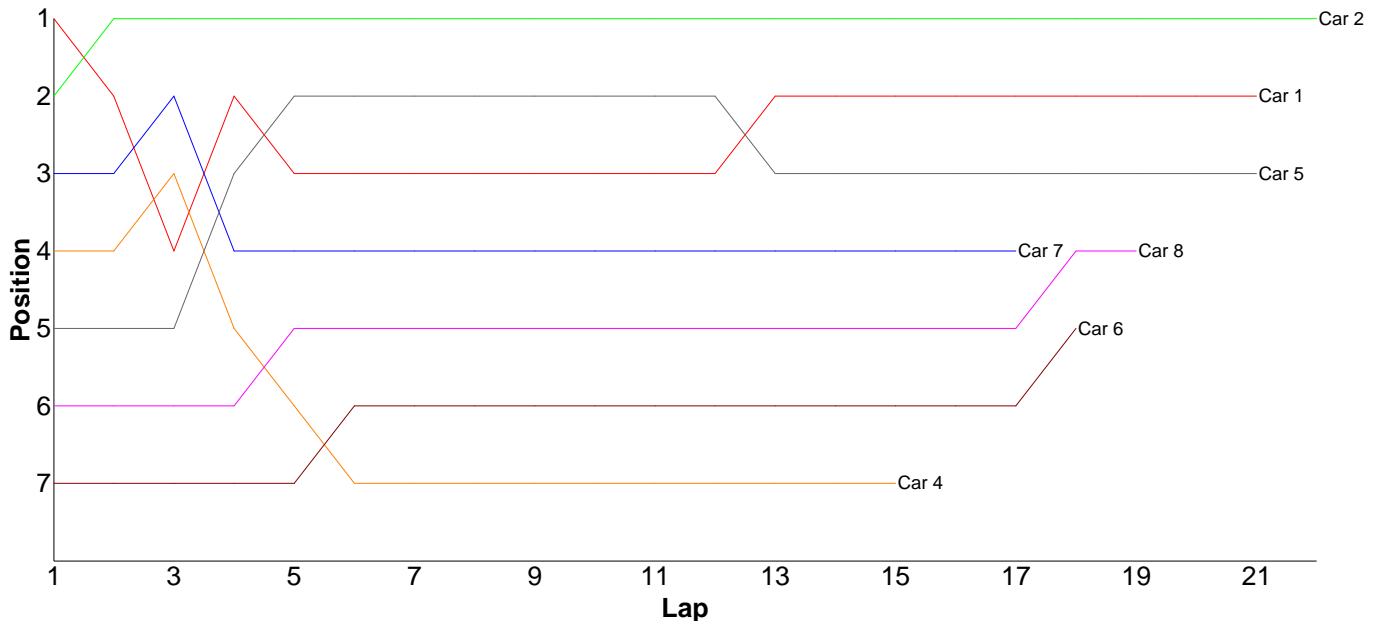
Lap	Car 1	Car 2	Car 3	Car 4	Car 5	Car 6
1	14.43	15.05	14.82	16.74	15.21	19.19
2	14.06	14.49	14.22	16.61	15.37	25.52
3	14.12	15.11	14.40	15.36	15.33	
4	14.15	15.34	14.46	15.56	15.36	
5	14.26	14.74	14.94	15.68	15.53	
6	14.22	14.79	15.37	15.48	15.44	
7	14.28	14.59	14.25	15.45	15.51	
8	14.32	15.74	14.44	16.17	15.30	
9	14.19	15.62	14.99	17.79	16.04	
10	14.47	14.51	15.02	16.92	15.91	
11	14.26	14.91	15.22	16.16	15.70	
12	14.33	14.90	15.15	16.47	15.66	
13	14.29	14.67	15.01	18.92	15.74	
14	14.32	14.51	15.36	15.73	15.71	
15	14.19	15.04	15.62	15.49	15.56	
16	14.23	14.45	15.26		16.07	
17	14.41	14.64	15.43		15.98	
18	14.47	20.53	19.58		16.51	
19	14.39	15.05	19.81		15.76	
20	14.37	14.70			15.71	
21	14.56					
22						



Heat 8 - Round 2 (IC Touring)

Pos	Car	BRCA	Name	Result	Ave	Best
1	2	514	John Zottl	22 / 313.76	14.26	13.95
2	1	12024	Adrian Poole	21 / 307.75	14.65	14.24
3	5	17041	Jamal Ainul	21 / 308.18	14.67	14.04
4	8	6773	Jim Beesley	19 / 305.40	16.07	15.00
5	6	14083	Barry Smith	18 / 313.21	17.40	14.64
6	7	6321	David Forsythe	17 / 260.23	15.30	14.47
7	4	2548	Mark Sellars	15 / 305.84	20.38	14.43
8	3	16325	Iain Hollands	0 / 0.00	0.00	0.00

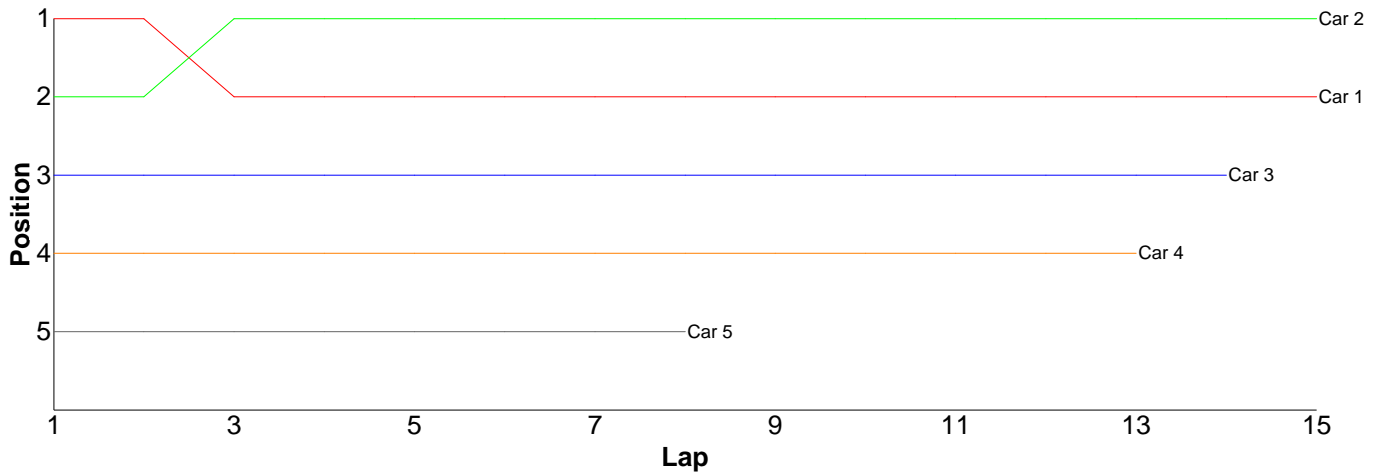
Lap	Car 1	Car 2	Car 3	Car 4	Car 5	Car 6	Car 7	Car 8
1	14.24	14.63		14.79	15.00	52.49	14.63	16.76
2	14.92	14.11		15.02	15.35	15.14	14.56	15.67
3	15.78	14.39		15.11	14.72	15.38	15.25	16.44
4	14.41	14.55		15.67	14.37	15.03	15.12	15.43
5	14.70	14.75		36.23	14.29	14.64	15.04	15.70
6	14.38	14.15		72.27	14.25	14.65	15.64	16.48
7	14.28	14.23		15.20	14.19	14.89	15.18	15.68
8	14.35	14.16		14.85	14.21	14.85	14.86	15.37
9	14.38	14.26		14.54	14.04	15.05	14.65	15.53
10	14.77	14.03		14.47	14.12	15.29	14.93	15.00
11	14.25	14.17		14.43	15.45	14.74	14.64	15.98
12	14.43	13.95		14.63	14.68	15.43	15.60	15.43
13	14.72	14.52		15.53	16.52	15.22	15.09	15.95
14	14.33	14.28		18.37	14.39	17.86	14.47	15.62
15	14.31	14.24		14.73	14.21	14.96	14.68	15.24
16	14.52	14.07			14.58	14.94	14.58	15.23
17	14.31	13.98			14.53	17.47	21.31	15.28
18	14.41	14.27			15.24	15.18		22.75
19	14.31	14.20			14.26			15.86
20	16.66	14.15			14.52			
21	15.29	14.18			15.26			
22		14.49						
23								



Heat 1 - Round 3 (<Sport / TT01>)

Pos	Car	BRCA	Name	Class	Result	Ave	Best
1	2	7442	Scott Stokes	Tamiya Stock	15 / 312.39	20.82	20.19
2	1	9430	Kieran Stokes	Tamiya Stock	15 / 319.08	21.27	20.44
3	3	1895	Emily Hall	Electric Sport	14 / 322.65	23.04	21.49
4	4	0	Jack Warren	Electric Sport	13 / 303.68	23.36	22.09
5	5	6234	Dawn Skelton	Electric Sport	8 / 292.61	36.57	31.44

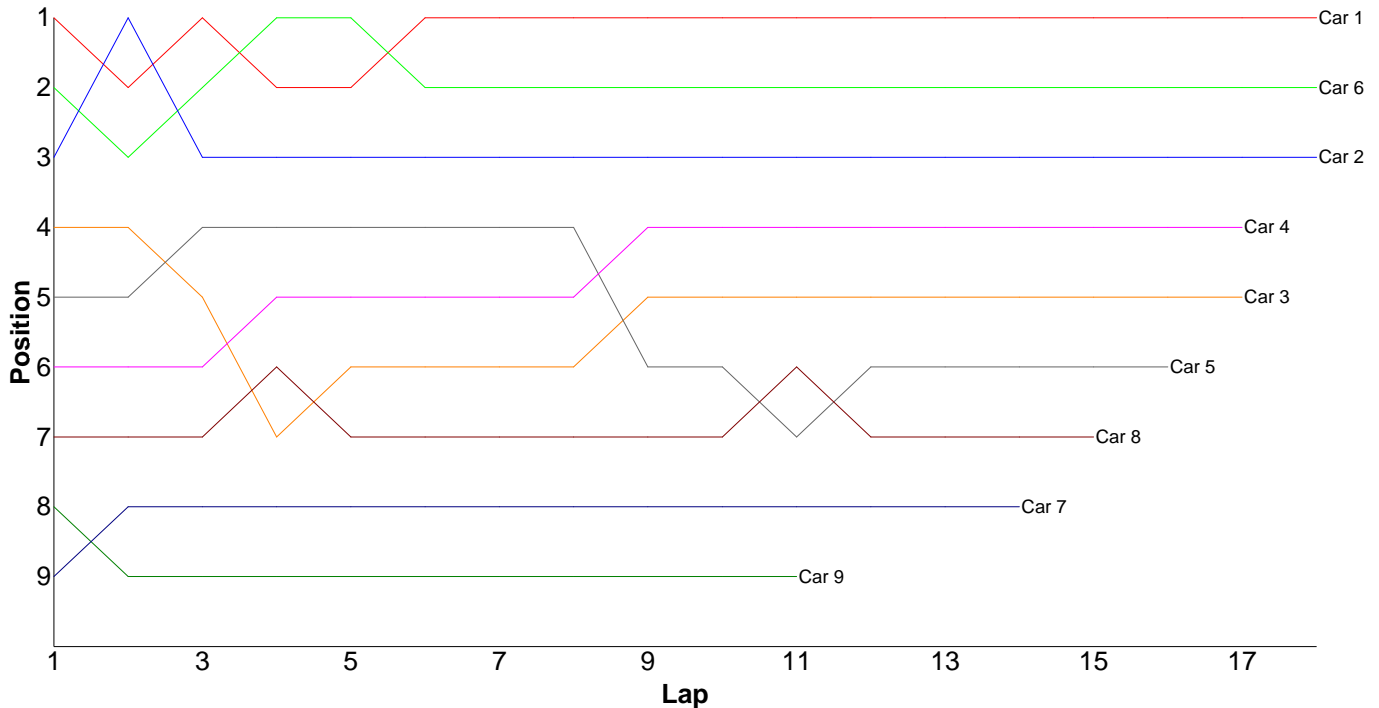
Lap	Car 1	Car 2	Car 3	Car 4	Car 5
1	21.03	21.64	21.74	22.09	38.02
2	20.81	20.27	21.49	23.80	44.46
3	20.44	20.19	21.71	22.92	36.15
4	22.54	20.60	21.69	22.79	34.16
5	22.26	20.54	21.60	22.90	35.22
6	21.13	21.14	22.03	22.96	37.45
7	20.67	20.75	24.09	23.35	35.71
8	20.77	20.30	21.65	22.89	31.44
9	22.03	20.96	23.57	22.51	
10	20.46	21.23	26.91	27.77	
11	22.21	20.84	25.85	22.70	
12	20.65	20.72	23.54	23.07	
13	20.77	20.75	23.62	23.93	
14	22.29	20.51	23.16		
15	21.02	21.95			
16					



Heat 2 - Round 3 (Stock Touring)

Pos	Car	BRCA	Name	Result	Ave	Best
1	1	1995	Gerald Page	18 / 310.56	17.25	16.86
2	6	7666	Thomas Francis	18 / 311.76	17.32	16.89
3	2	12539	Anthony Pedder	18 / 313.19	17.39	16.59
4	4	15899	Ian Cairns	17 / 310.96	18.29	17.51
5	3	17037	Kevin Bissell	17 / 317.84	18.69	17.53
6	5	845	Mick Barnes	16 / 315.10	19.69	17.61
7	8	0	Kyle Fuller	15 / 305.25	20.35	18.45
8	7	8253	Robin Francis	14 / 305.06	21.79	19.11
9	9	0	Andy Lewis	11 / 303.89	27.62	22.56

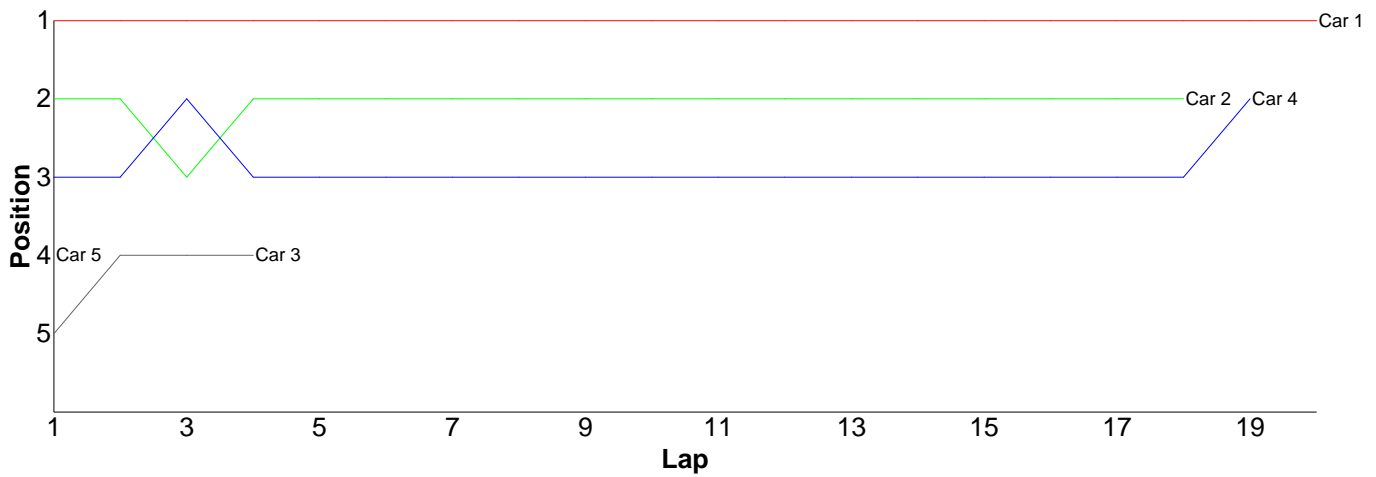
Lap	Car 1	Car 2	Car 3	Car 4	Car 5	Car 6	Car 7	Car 8	Car 9
1	16.92	17.21	17.53	18.33	17.62	17.20	26.49	19.14	23.56
2	16.89	16.59	17.69	18.25	17.71	17.19	22.96	18.64	57.19
3	17.74	18.40	19.22	18.90	18.12	17.17	19.99	18.74	22.95
4	17.26	18.84	25.24	19.76	21.65	17.11	20.45	21.14	23.66
5	17.27	17.07	17.86	18.48	18.49	17.05	20.18	22.30	23.19
6	16.90	16.73	17.87	18.21	17.79	17.34	20.79	19.29	25.05
7	16.89	18.36	17.94	17.87	17.61	16.89	21.17	18.45	27.56
8	17.18	17.20	18.40	17.51	17.83	17.66	20.08	19.39	23.64
9	16.86	17.17	17.71	17.54	24.04	17.21	19.93	19.97	22.56
10	17.15	18.62	18.52	17.88	23.87	17.44	21.50	19.07	25.47
11	17.04	17.11	18.11	17.83	26.08	17.27	19.11	19.50	29.06
12	16.97	16.99	18.17	18.77	20.27	17.54	28.68	26.67	
13	16.98	17.14	18.70	18.19	19.13	17.28	23.32	20.22	
14	18.58	17.10	19.17	18.85	18.10	17.47	20.41	22.32	
15	17.31	17.52	17.83	18.47	18.51	17.78		20.41	
16	17.27	17.04	18.11	17.98	18.28	17.49			
17	17.24	17.13	19.77	18.14		17.22			
18	18.11	16.97				17.45			
19									



Heat 3 - Round 3 (EP Outlaw)

Pos	Car	BRCA	Name	Result	Ave	Best
1	1	13433	Jevon Frost	20 / 307.33	15.36	13.98
2	4	67	Rob Warren	19 / 307.18	16.16	14.97
3	2	8620	Nigel Moss	18 / 283.03	15.72	14.67
4	3	7442	Scott Stokes	4 / 289.88	72.47	22.42
5	5	0	Keiran Stokes	0 / 0.00	0.00	21.84

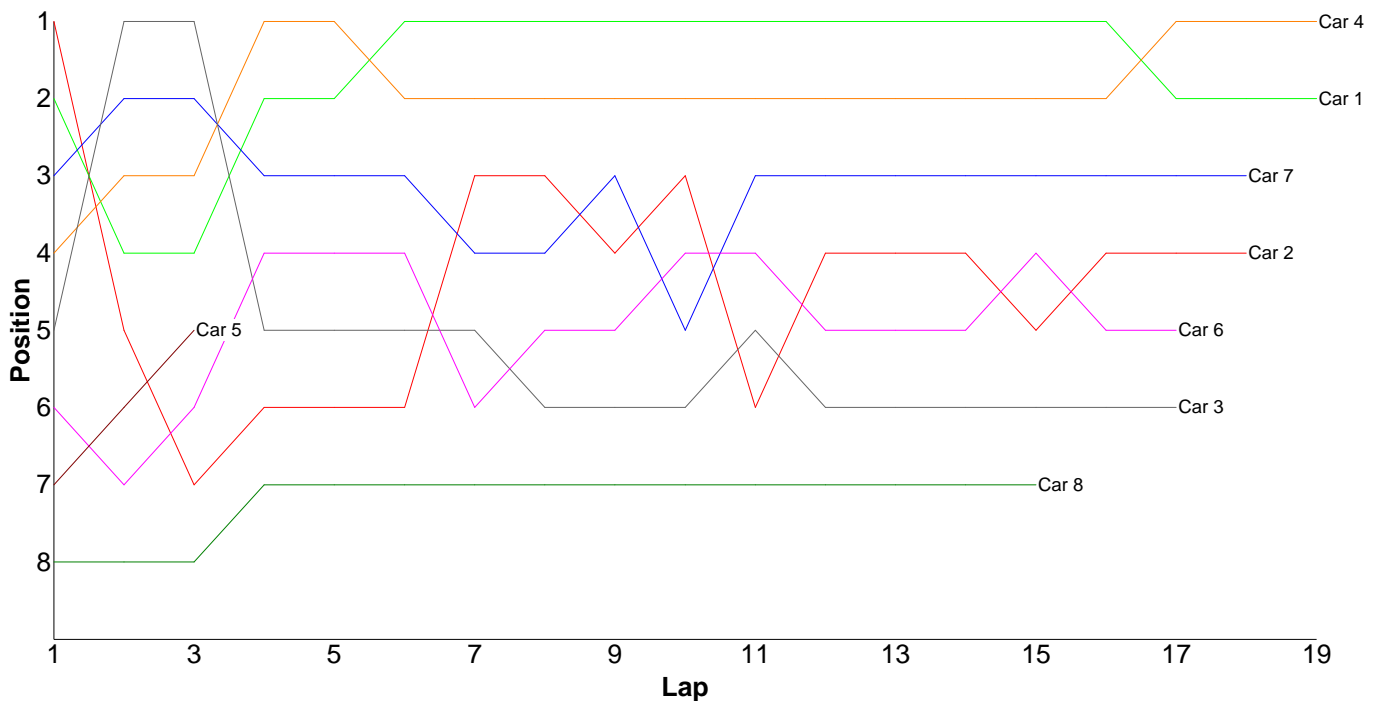
Lap	Car 1	Car 2	Car 3	Car 4	Car 5
1	14.98	15.70	210.68	15.78	21.84
2	15.00	15.73	22.42	18.06	
3	14.62	21.81	23.76	15.26	
4	14.47	15.28	33.02	21.50	
5	14.12	14.80		16.17	
6	14.12	15.30		15.11	
7	14.00	15.12		14.97	
8	13.98	14.69		15.52	
9	14.12	14.67		15.26	
10	14.23	16.11		15.73	
11	14.31	14.70		15.44	
12	14.18	15.42		15.29	
13	14.31	15.14		16.02	
14	14.30	15.53		15.64	
15	32.38	15.16		15.62	
16	14.72	15.41		16.56	
17	14.80	16.46		15.91	
18	14.63	16.00		17.02	
19	15.22			16.32	
20	14.84				
21					



Heat 4 - Round 3 (IC Touring)

Pos	Car	BRCA	Name	Result	Ave	Best
1	4	12221	Andrew Mills	19 / 309.04	16.26	15.74
2	1	692	Les Mainwaring	19 / 309.99	16.31	15.28
3	7	14486	James Rumble	18 / 307.08	17.06	15.35
4	2	736	Mike Paine	18 / 315.29	17.51	15.34
5	6	18917	Gary Fuller	17 / 301.77	17.75	16.42
6	3	11579	Stephen Mills	17 / 307.61	18.09	11.11
7	8	115	Phillip Pullen	15 / 312.25	20.81	15.58
8	5	4274	Colin Taggart	3 / 50.92	16.97	16.66

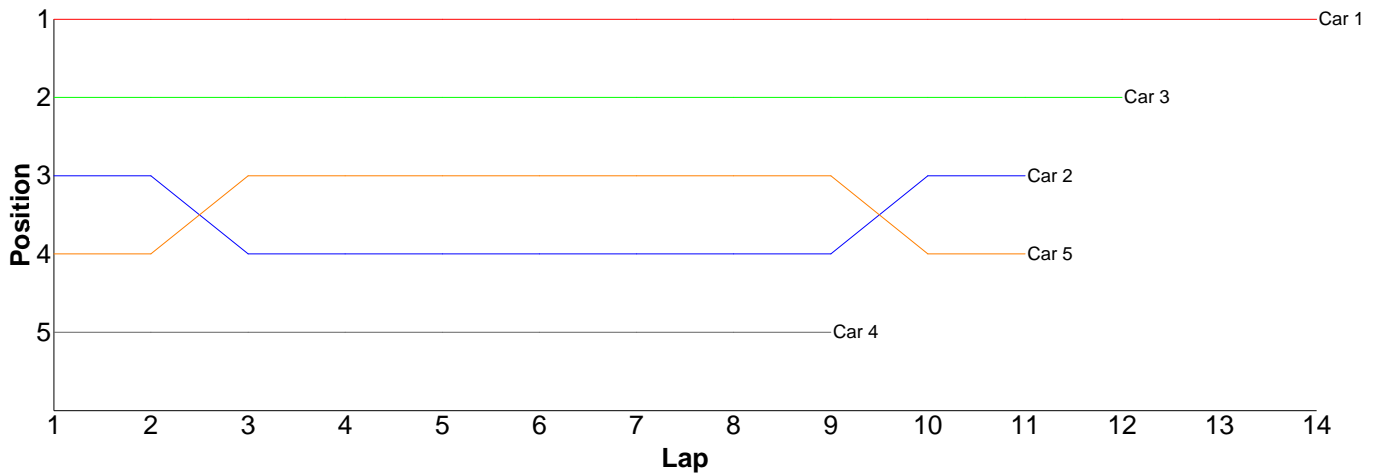
Lap	Car 1	Car 2	Car 3	Car 4	Car 5	Car 6	Car 7	Car 8
1	15.86	15.42	16.76	16.64	17.16	17.15	16.31	85.25
2	17.05	18.06	11.11	16.24	16.66	16.99	16.35	17.88
3	16.58	19.04	18.11	15.98	17.10	17.38	16.02	17.12
4	16.02	21.03	25.59	16.35		17.46	18.57	16.10
5	16.28	17.17	17.79	16.09		16.91	16.00	15.76
6	15.89	18.66	18.42	16.77		20.98	19.10	15.95
7	15.69	15.45	17.44	16.74		18.82	22.71	17.20
8	15.79	15.78	19.45	17.04		17.14	15.86	15.92
9	16.11	16.41	18.30	16.72		16.96	15.69	15.98
10	15.28	17.07	17.87	16.27		16.72	20.78	16.45
11	15.97	24.94	18.18	16.07		21.75	15.35	15.79
12	15.82	15.82	17.81	15.74		17.37	16.11	15.95
13	15.54	15.52	18.25	15.93		16.42	15.94	15.66
14	16.46	18.30	17.88	16.07		17.14	15.67	15.58
15	15.56	17.79	17.89	16.15		17.14	18.17	15.66
16	15.58	15.48	17.80	16.22		17.31	16.16	
17	22.56	15.34	18.96	15.97		18.13	16.38	
18	15.93	18.01		16.03			15.91	
19	16.02			16.02				
20								



Heat 5 - Round 3 (Bikes)

Pos	Car	BRCA	Name	Result	Ave	Best
1	1	13433	Jevon Frost	14 / 319.68	22.83	20.52
2	3	11647	Simon Lancaster	12 / 299.92	24.99	22.10
3	2	13209	Graham Clarke	11 / 309.58	28.14	22.42
4	5	7175	Peter Chang	11 / 323.86	29.44	27.08
5	4	0	Chris Groom	9 / 329.55	36.61	23.62

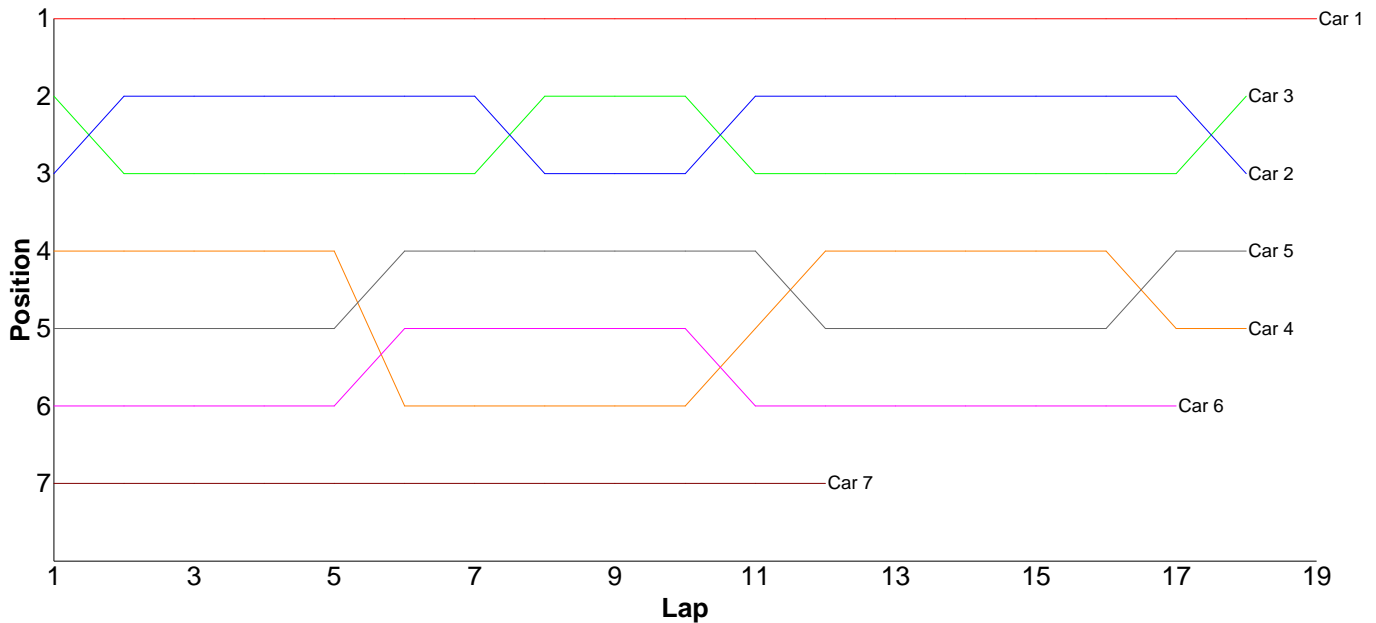
Lap	Car 1	Car 2	Car 3	Car 4	Car 5
1	21.15	27.86	22.87	46.85	28.89
2	21.28	24.31	27.50	43.50	27.14
3	20.62	42.99	22.19	42.15	28.54
4	21.53	32.26	22.62	42.58	28.49
5	21.25	33.52	23.36	28.97	27.29
6	20.87	32.50	25.31	23.74	27.08
7	20.74	24.26	22.70	36.50	35.27
8	27.87	23.76	29.17	23.62	30.96
9	28.24	22.78	22.13	41.64	28.70
10	21.12	22.92	23.06		27.84
11	20.97	22.42	22.10		33.66
12	27.16		36.91		
13	20.52				
14	26.36				
15					



Heat 6 - Round 3 (<ProStock / Mod>)

Pos	Car	BRCA	Name	Result	Ave	Best
1	1	8274	David Johnson	19 / 311.12	16.37	15.56
2	3	838	Dave Skelton	18 / 300.65	16.70	15.76
3	2	17037	Kevin Bissell	18 / 301.09	16.72	15.96
4	5	4836	Neil Talbot	18 / 311.57	17.30	16.52
5	4	10078	Brian Killick	18 / 313.16	17.39	16.21
6	6	19721	James Stone	17 / 300.95	17.70	16.30
7	7	4309	Jon Wilkins	12 / 307.78	25.64	16.58

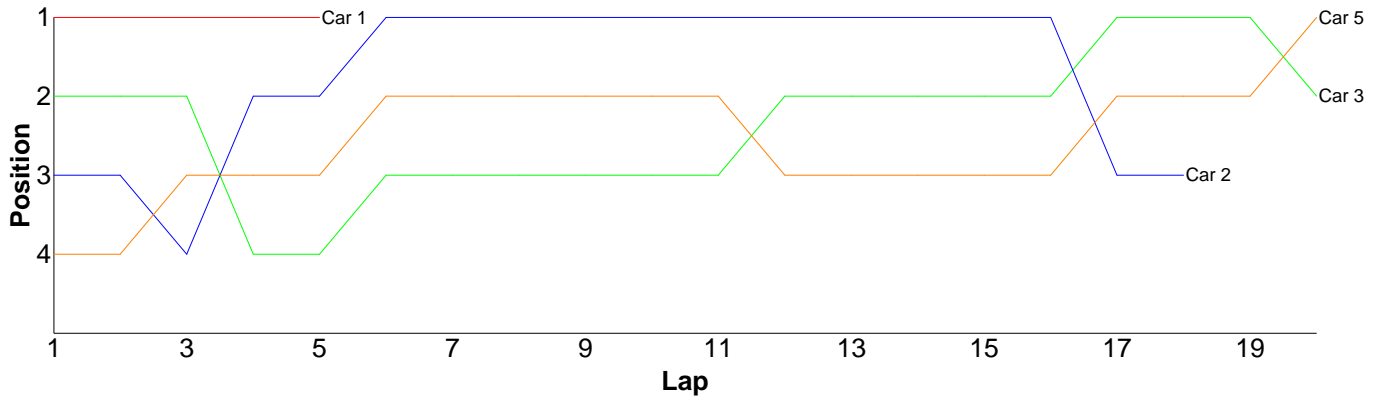
Lap	Car 1	Car 2	Car 3	Car 4	Car 5	Car 6	Car 7
1	16.38	16.57	16.50	16.90	18.00	19.43	114.84
2	15.76	16.44	16.83	16.53	17.12	17.53	17.45
3	15.93	15.96	16.16	16.45	17.02	17.41	16.71
4	15.74	16.13	16.24	16.21	16.80	17.15	16.98
5	15.71	16.36	16.64	17.20	17.01	16.98	21.19
6	16.50	16.08	16.00	22.90	16.76	17.23	16.72
7	16.92	17.17	16.35	16.95	16.71	17.17	18.04
8	16.36	16.24	15.76	17.64	16.52	16.84	17.81
9	15.95	17.16	17.05	16.61	18.71	17.07	17.46
10	17.20	16.63	16.59	17.04	17.56	17.56	17.37
11	16.11	19.77	22.46	17.11	17.80	21.31	16.58
12	15.86	16.53	17.00	17.18	19.53	17.10	16.63
13	18.33	16.55	16.21	16.66	17.17	17.79	
14	15.63	16.30	16.55	17.87	17.13	17.67	
15	17.36	16.38	16.09	16.89	16.59	16.30	
16	15.93	16.18	16.01	16.39	17.16	16.86	
17	18.02	16.10	16.04	19.62	16.83	19.55	
18	15.87	18.54	16.17	17.01	17.15		
19	15.56						
20							



Heat 7 - Round 3 (<ProStock / Mod>)

Pos	Car	BRCA	Name	Class	Result	Ave	Best
1	5	1270	Tim Webb	Pro-Stock	20 / 311.97	15.59	15.16
2	3	8021	Steve Lissamore	5 Cell / Modified	20 / 313.35	15.66	14.49
3	2	2460	Richard Thorpe	5 Cell / Modified	18 / 280.38	15.57	14.51
4	1	3826	Chris Delves	5 Cell / Modified	5 / 71.93	14.38	14.33
=5	4	504	Nick Adams	Pro-Stock	0 / 0.00	0.00	0.00
=5	6	8620	Nigel Moss	Pro-Stock	0 / 0.00	0.00	0.00

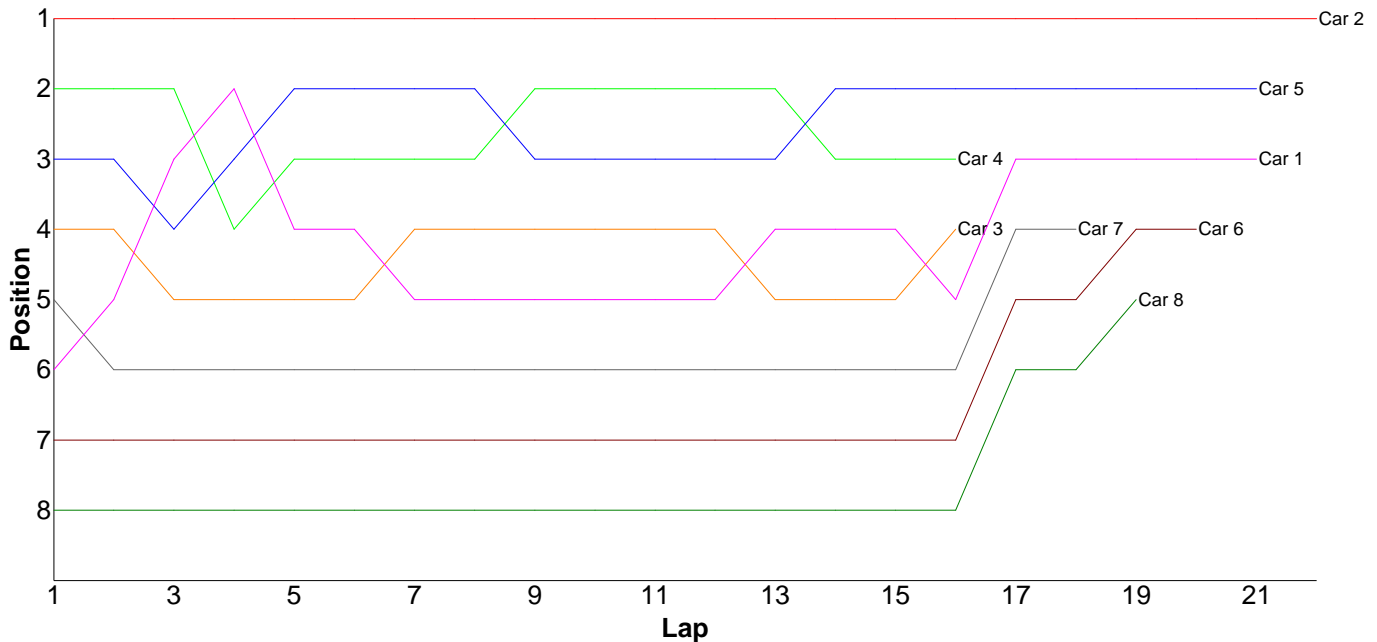
Lap	Car 1	Car 2	Car 3	Car 4	Car 5	Car 6
1	14.41	14.96	14.62		15.78	
2	14.37	14.70	14.64		15.16	
3	14.37	16.86	14.49		15.45	
4	14.45	15.33	23.24		15.46	
5	14.33	15.06	15.79		15.47	
6		14.96	14.55		15.46	
7		14.58	14.62		15.43	
8		14.71	15.05		15.52	
9		14.97	14.80		15.30	
10		15.08	14.58		15.49	
11		18.36	14.50		15.97	
12		14.51	14.58		15.64	
13		14.54	14.51		15.45	
14		15.13	14.50		15.95	
15		14.90	14.65		15.60	
16		14.53	14.57		15.62	
17		21.55	14.63		15.70	
18		15.65	15.58		15.49	
19			17.85		15.76	
20			21.60		16.27	
21						



Heat 8 - Round 3 (IC Touring)

Pos	Car	BRCA	Name	Result	Ave	Best
1	2	514	John Zottl	22 / 312.68	14.21	13.92
2	5	17041	Jamal Ainul	21 / 303.69	14.46	14.12
3	1	12024	Adrian Poole	21 / 309.11	14.71	14.07
4	6	14083	Barry Smith	20 / 303.08	15.15	14.73
5	8	6773	Jim Beesley	19 / 309.16	16.27	15.01
6	7	6321	David Forsythe	18 / 270.82	15.04	14.59
7	4	2548	Mark Sellars	16 / 233.20	14.57	14.09
8	3	16325	Iain Hollands	16 / 234.34	14.64	14.32

Lap	Car 1	Car 2	Car 3	Car 4	Car 5	Car 6	Car 7	Car 8
1	14.66	14.27	14.59	14.47	14.56	15.21	14.59	15.64
2	14.54	14.40	14.53	14.41	14.40	15.02	15.28	15.58
3	14.07	14.31	14.62	14.26	14.41	15.47	14.83	15.23
4	14.32	13.92	15.14	14.80	14.33	14.90	14.62	21.53
5	14.96	14.12	14.55	14.43	14.49	14.92	14.96	16.19
6	15.26	14.38	14.61	14.53	14.36	14.75	14.61	15.90
7	14.69	14.38	14.41	14.28	14.12	14.78	14.84	20.99
8	14.43	14.44	14.34	14.26	14.44	15.79	14.76	15.57
9	14.56	14.25	14.46	14.39	14.72	14.88	15.01	15.64
10	14.66	14.41	14.32	14.09	14.41	15.16	14.68	16.12
11	14.68	14.05	14.40	14.46	14.82	16.10	14.97	15.21
12	14.70	13.97	15.14	14.66	14.36	15.77	15.97	15.20
13	14.44	14.30	15.20	14.69	14.33	14.73	15.79	15.01
14	14.25	14.16	14.54	15.04	14.35	14.89	15.37	16.27
15	14.46	14.51	14.56	15.47	14.79	14.94	15.28	16.26
16	16.62	14.16	14.93	14.96	14.35	15.02	14.98	15.52
17	14.77	13.96			14.15	14.95	15.38	15.21
18	14.97	14.53			14.26	15.07	14.90	16.89
19	14.50	14.05			14.59	14.92		15.20
20	15.19	13.96			15.05	15.81		
21	14.38	14.01			14.40			
22		14.14						
23								

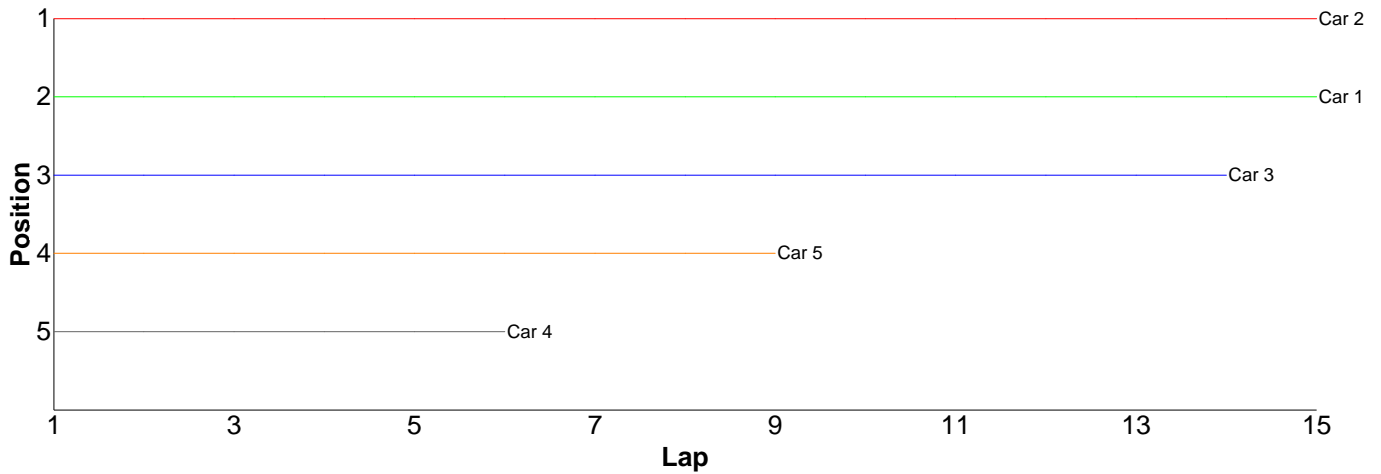


Heat 1 - Round 4 (<Sport / TT01>)

Pos	Car	BRCA	Name	Class	Result	Ave	Best
1	2	7442	Scott Stokes	Tamiya Stock	15 / 310.98	20.73	19.91
2	1	9430	Kieran Stokes	Tamiya Stock	15 / 315.83	21.05	20.44
3	3	1895	Emily Hall	Electric Sport	14 / 326.81	23.34	21.46
4	5	6234	Dawn Skelton	Electric Sport	9 / 323.96	35.99	31.63
5	4	0	Jack Warren	Electric Sport	6 / 304.27	50.71	21.12

Lap	Car 1	Car 2	Car 3	Car 4	Car 5
-----	-------	-------	-------	-------	-------

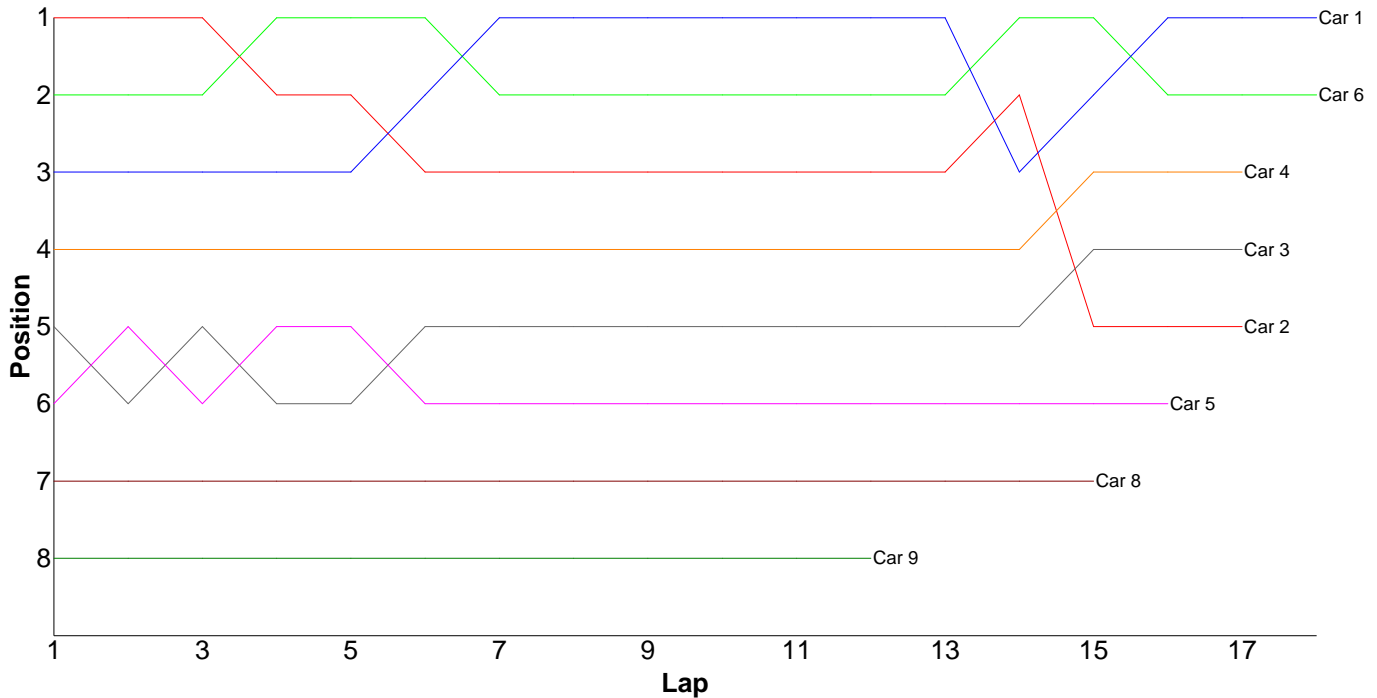
1	22.21	21.22	23.91	192.77	36.78
2	22.45	21.18	22.75	22.77	34.32
3	20.98	20.33	23.64	24.79	33.39
4	20.55	20.39	21.75	21.50	31.63
5	20.55	20.39	21.46	21.12	34.01
6	20.44	19.91	25.56	21.32	42.58
7	21.00	20.30	22.23		41.49
8	20.76	20.23	23.36		33.71
9	21.65	20.51	22.88		36.05
10	20.80	20.75	25.71		
11	21.25	21.93	21.65		
12	21.02	20.92	21.59		
13	20.68	20.90	21.71		
14	20.63	21.11	28.61		
15	20.86	20.91			
16					



Heat 2 - Round 4 (Stock Touring)

Pos	Car	BRCA	Name	Result	Ave	Best
1	1	1995	Gerald Page	18 / 308.31	17.12	16.38
2	6	7666	Thomas Francis	18 / 308.91	17.16	16.72
3	4	15899	Ian Cairns	17 / 304.11	17.88	17.44
4	3	17037	Kevin Bissell	17 / 310.93	18.29	17.51
5	2	12539	Anthony Pedder	17 / 315.13	18.53	16.59
6	5	845	Mick Barnes	16 / 310.52	19.40	17.30
7	8	0	Kyle Fuller	15 / 310.22	20.68	18.35
8	9	0	Andy Lewis	12 / 301.24	25.10	23.64
9	7	8253	Robin Francis	0 / 0.00	0.00	0.00

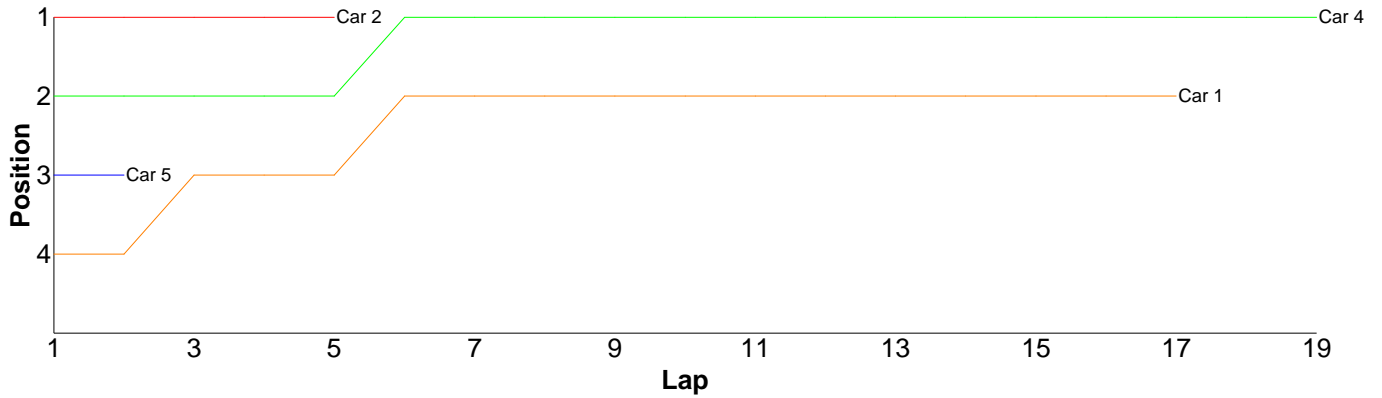
Lap	Car 1	Car 2	Car 3	Car 4	Car 5	Car 6	Car 7	Car 8	Car 9
1	17.39	16.59	17.90	17.77	18.02	17.24		20.44	25.39
2	16.78	16.77	21.25	17.69	18.15	16.72		20.61	23.64
3	18.83	17.17	17.51	18.09	20.88	16.94		18.47	24.39
4	16.66	17.44	18.34	17.82	17.72	16.83		25.19	25.46
5	16.38	16.77	17.58	17.44	17.30	16.83		19.38	27.61
6	17.64	19.96	17.56	17.65	23.32	19.00		18.35	24.47
7	16.93	16.94	18.46	17.62	19.77	17.09		19.84	24.36
8	16.92	16.71	17.81	17.83	21.96	16.98		18.37	27.04
9	16.92	17.06	17.86	17.54	18.67	16.95		25.67	24.46
10	16.47	16.78	18.30	18.30	21.38	17.06		26.07	24.94
11	16.89	16.91	19.20	18.00	18.31	16.87		18.89	23.94
12	17.71	17.01	17.59	18.06	19.97	17.43		18.79	25.54
13	17.47	17.12	19.12	17.85	19.07	17.23		20.97	
14	17.44	16.99	18.48	18.21	19.84	16.94		19.96	
15	17.24	40.91	18.20	17.96	18.53	17.44		19.22	
16	16.98	17.00	18.14	17.91	17.63	17.22			
17	16.73	17.00	17.63	18.37		17.07			
18	16.93					17.07			
19									



Heat 3 - Round 4 (EP Outlaw)

Pos	Car	BRCA	Name	Result	Ave	Best
1	4	67	Rob Warren	19 / 301.72	15.88	15.33
2	1	13433	Jevon Frost	17 / 307.71	18.10	13.86
3	2	8620	Nigel Moss	5 / 76.85	15.37	14.93
4	5	0	Keiran Stokes	2 / 55.24	27.62	25.87
5	3	7442	Scott Stokes	0 / 0.00	0.00	0.00

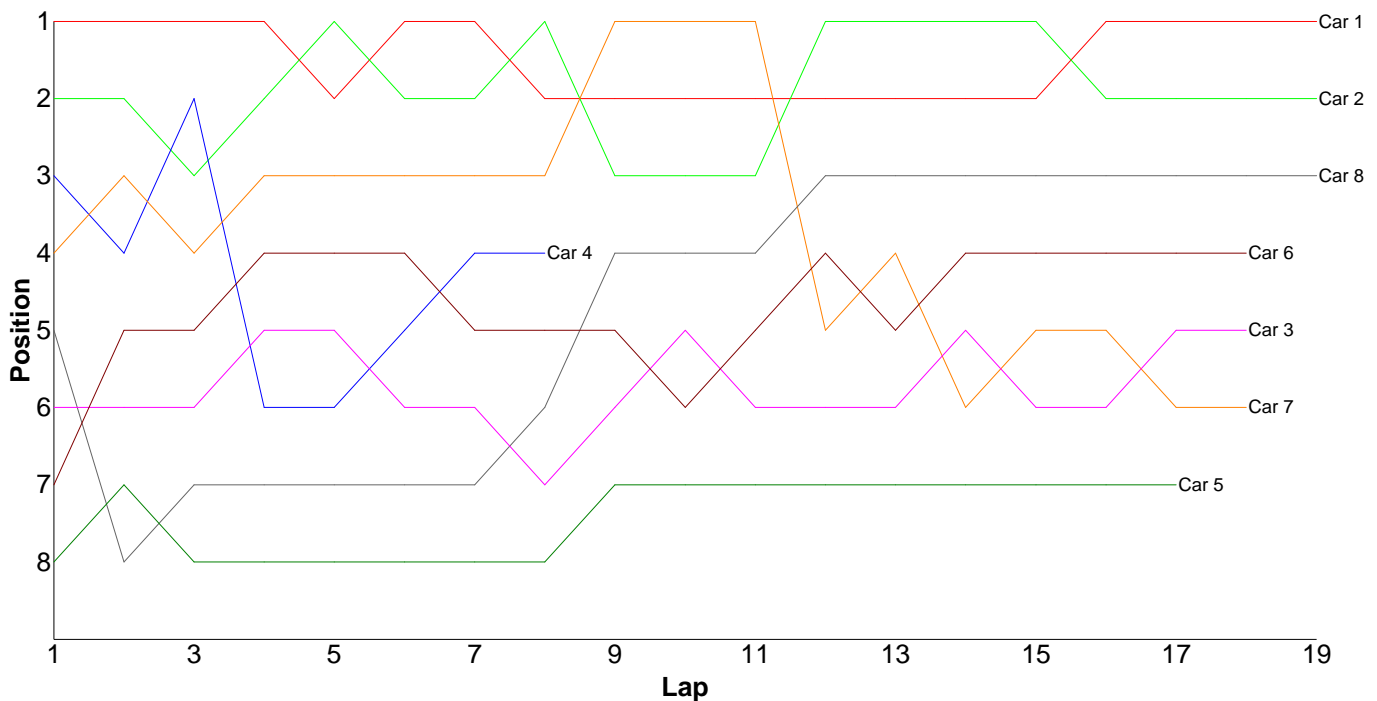
Lap	Car 1	Car 2	Car 3	Car 4	Car 5
1	49.24	15.54		17.14	25.87
2	13.86	15.25		15.82	29.37
3	13.86	15.51		15.71	
4	15.10	15.62		15.66	
5	14.58	14.93		15.76	
6	15.02			15.55	
7	17.06			15.84	
8	14.66			15.71	
9	14.53			15.33	
10	17.32			15.47	
11	14.54			15.36	
12	14.18			15.92	
13	14.15			15.89	
14	19.60			15.71	
15	29.04			15.87	
16	14.53			15.83	
17	16.44			15.77	
18				16.10	
19				17.28	
20					



Heat 4 - Round 4 (IC Touring)

Pos	Car	BRCA	Name	Result	Ave	Best
1	1	692	Les Mainwaring	19 / 304.97	16.05	15.11
2	2	736	Mike Paine	19 / 309.11	16.26	15.30
3	8	115	Phillip Pullen	19 / 315.22	16.59	15.56
4	6	18917	Gary Fuller	18 / 302.53	16.80	15.83
5	3	11579	Stephen Mills	18 / 304.98	16.94	16.19
6	7	14486	James Rumble	18 / 307.65	17.09	15.33
7	5	4274	Colin Taggart	17 / 307.01	18.05	16.20
8	4	12221	Andrew Mills	8 / 132.15	16.51	15.11

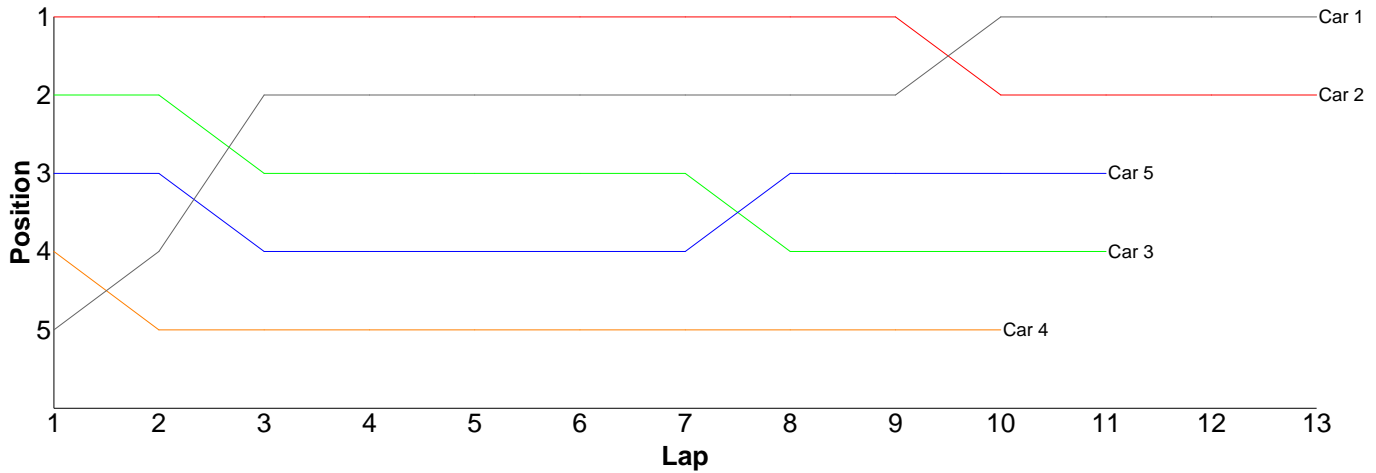
Lap	Car 1	Car 2	Car 3	Car 4	Car 5	Car 6	Car 7	Car 8
1	15.78	16.06	17.08	16.06	17.51	17.22	16.32	16.33
2	16.02	15.79	16.68	16.02	16.65	16.45	15.65	20.18
3	15.86	15.97	17.05	15.65	23.41	17.12	17.29	18.95
4	15.81	16.33	17.33	21.13	17.49	16.74	16.06	16.29
5	16.50	15.59	17.20	16.81	20.71	16.87	15.98	16.26
6	15.77	16.40	17.51	15.86	17.52	16.59	16.18	17.18
7	15.61	15.30	16.90	15.51	16.62	17.43	15.33	16.07
8	16.71	15.71	17.65	15.11	17.07	18.27	16.43	15.85
9	17.08	18.06	16.82		25.79	17.20	15.46	16.26
10	15.55	15.84	16.19		18.14	16.53	15.41	15.56
11	15.76	16.62	17.57		16.20	15.91	15.93	16.86
12	18.85	15.85	17.41		16.77	16.98	28.45	16.86
13	15.95	16.69	16.76		16.82	16.82	15.50	15.78
14	15.69	15.55	16.37		16.74	17.24	18.74	16.15
15	15.59	15.76	16.29		16.64	16.29	15.65	15.69
16	15.90	17.95	16.49		16.70	15.83	15.55	16.08
17	15.11	17.13	17.04		16.23	16.50	20.35	16.26
18	15.75	15.59	16.64			16.54	17.37	16.42
19	15.68	16.92						16.19
20								



Heat 5 - Round 4 (Bikes)

Pos	Car	BRCA	Name	Result	Ave	Best
1	1	13433	Jevon Frost	13 / 319.13	24.54	21.06
2	2	13209	Graham Clarke	13 / 325.27	25.02	22.10
3	5	7175	Peter Chang	11 / 314.16	28.56	26.79
4	3	11647	Simon Lancaster	11 / 324.13	29.46	22.39
5	4	0	Chris Groom	10 / 305.72	30.57	24.41

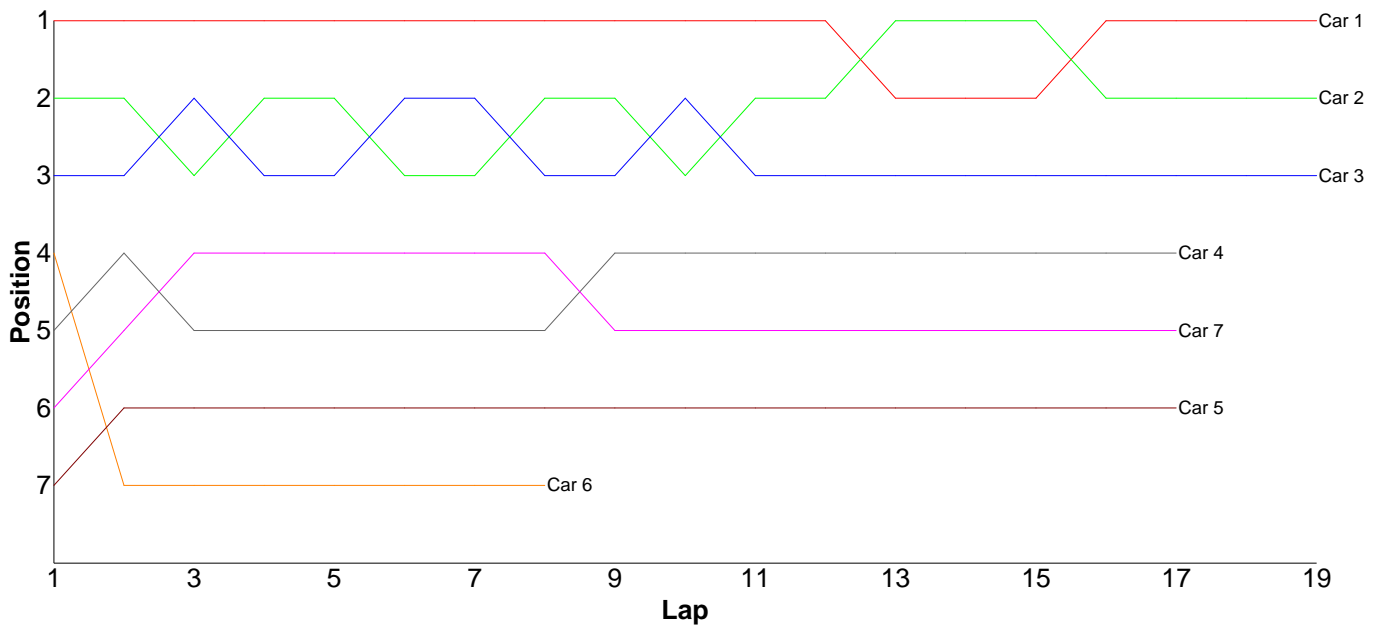
Lap	Car 1	Car 2	Car 3	Car 4	Car 5
1	35.06	23.27	23.71	27.84	27.69
2	21.06	22.35	23.21	40.02	27.84
3	21.16	22.76	30.37	24.84	26.79
4	21.28	22.29	28.70	31.08	29.83
5	21.14	23.19	22.44	24.69	32.36
6	24.02	23.57	23.69	49.01	32.45
7	29.29	33.19	34.17	24.41	27.85
8	21.66	23.13	52.91	32.91	27.04
9	24.35	23.16	37.50	25.22	27.19
10	26.36	34.65	22.39	25.70	26.95
11	21.98	23.19	25.04		28.17
12	22.00	22.10			
13	29.77	28.42			
14					



Heat 6 - Round 4 (<ProStock / Mod>)

Pos	Car	BRCA	Name	Result	Ave	Best
1	1	8274	David Johnson	19 / 311.68	16.40	15.11
2	2	17037	Kevin Bissell	19 / 311.87	16.41	15.98
3	3	838	Dave Skelton	19 / 316.10	16.63	15.71
4	4	10078	Brian Killick	17 / 304.34	17.90	17.04
5	7	4309	Jon Wilkins	17 / 305.22	17.95	16.47
6	5	4836	Neil Talbot	17 / 309.15	18.18	16.47
7	6	19721	James Stone	8 / 188.20	23.52	15.63

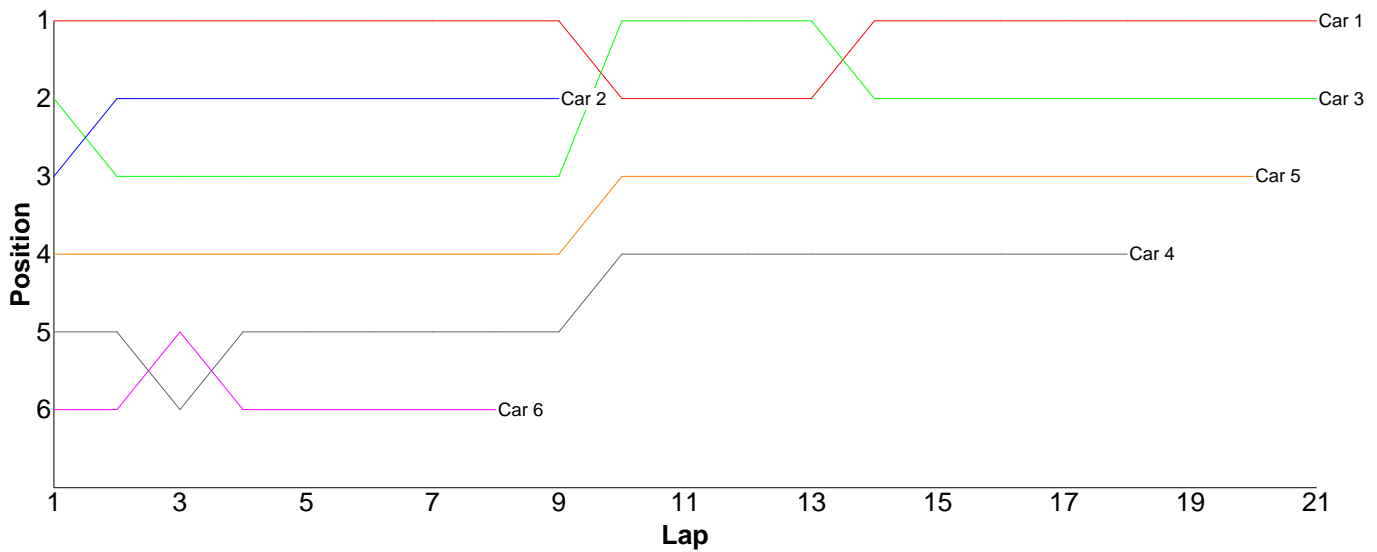
Lap	Car 1	Car 2	Car 3	Car 4	Car 5	Car 6	Car 7
1	15.92	16.29	16.41	17.46	20.29	17.45	18.10
2	15.66	16.45	16.39	17.21	17.92	65.78	17.03
3	16.01	18.15	17.96	17.56	17.88	15.63	17.05
4	15.83	16.56	16.87	17.50	18.04	17.01	17.20
5	16.12	16.08	15.98	17.07	18.63	17.35	16.47
6	15.65	16.21	16.03	17.05	21.02	18.57	16.63
7	15.11	16.43	16.15	19.57	18.56	19.07	16.70
8	16.41	15.98	16.57	17.50	16.63	17.34	16.79
9	15.82	16.38	16.40	17.04	18.18		22.30
10	18.93	16.30	15.71	17.23	17.38		25.39
11	15.87	16.36	18.38	17.32	19.20		17.48
12	16.00	16.03	16.02	22.74	18.81		17.68
13	21.10	16.23	15.77	17.37	16.47		17.68
14	16.73	16.53	19.37	18.25	16.98		16.86
15	15.87	16.70	16.00	17.04	16.92		17.00
16	15.68	16.68	16.30	17.08	17.18		16.95
17	16.11	16.39	16.28	19.35	19.06		17.91
18	15.64	15.99	17.27				
19	17.22	16.13	16.24				
20							



Heat 7 - Round 4 (<ProStock / Mod>)

Pos	Car	BRCA	Name	Class	Result	Ave	Best
1	1	3826	Chris Delves	5 Cell / Modified	21 / 307.54	14.64	13.88
2	3	8021	Steve Lissamore	5 Cell / Modified	21 / 315.52	15.02	14.44
3	5	1270	Tim Webb	Pro-Stock	20 / 310.15	15.50	15.22
4	4	504	Nick Adams	Pro-Stock	18 / 280.75	15.59	14.91
5	2	2460	Richard Thorpe	5 Cell / Modified	9 / 129.58	14.39	14.07
6	6	8620	Nigel Moss	Pro-Stock	8 / 125.78	15.72	15.35

Lap	Car 1	Car 2	Car 3	Car 4	Car 5	Car 6
1	14.06	15.06	14.80	15.74	15.23	15.80
2	13.88	14.34	14.63	15.17	15.39	15.57
3	14.02	14.35	14.53	16.45	15.35	15.79
4	14.11	14.18	14.61	14.91	15.22	15.35
5	14.05	14.36	14.74	15.40	15.33	15.78
6	13.99	14.07	14.50	15.58	15.67	15.91
7	14.00	14.10	14.44	15.27	15.51	15.83
8	14.49	14.31	14.57	15.41	15.25	15.75
9	14.13	14.81	14.48	17.58	15.25	
10	21.18		14.87	15.63	15.69	
11	14.23		14.71	15.54	15.26	
12	14.22		14.77	15.49	15.68	
13	14.06		14.59	15.26	15.38	
14	14.26		14.61	15.58	16.24	
15	14.10		14.89	15.24	15.34	
16	14.13		14.58	15.48	15.43	
17	14.34		14.57	15.41	16.05	
18	14.22		14.61	15.61	15.49	
19	14.23		15.44		15.62	
20	14.38		16.03		15.77	
21	17.46		20.55			
22						



Heat 8 - Round 4 (IC Touring)

Pos	Car	BRCA	Name	Result	Ave	Best
1	2	514	John Zottl	22 / 309.74	14.07	13.80
2	3	16325	Iain Hollands	21 / 306.57	14.59	14.17
3	7	6321	David Forsythe	21 / 314.71	14.98	14.49
4	5	17041	Jamal Ainul	20 / 300.45	15.02	14.04
5	6	14083	Barry Smith	20 / 308.55	15.42	14.41
6	8	6773	Jim Beesley	20 / 315.74	15.78	14.78
7	1	12024	Adrian Poole	9 / 131.24	14.58	14.05
8	4	2548	Mark Sellars	0 / 0.00	0.00	0.00

Lap	Car 1	Car 2	Car 3	Car 4	Car 5	Car 6	Car 7	Car 8
1	14.67	14.46	18.27		15.21	19.40	14.49	15.46
2	14.44	14.33	14.31		15.63	15.07	14.62	15.79
3	15.01	14.17	14.86		17.95	14.95	14.66	15.23
4	14.41	14.17	14.37		14.54	14.41	14.63	16.07
5	14.34	14.02	14.41		14.32	15.52	14.83	15.34
6	14.33	13.99	14.25		14.15	14.82	15.54	14.97
7	14.29	13.93	14.35		18.83	14.97	14.88	14.78
8	14.05	14.44	14.53		15.52	18.94	15.89	18.34
9	15.70	13.89	14.35		15.87	15.17	15.03	15.23
10		14.36	14.22		14.31	15.37	14.55	18.65
11		14.07	14.29		14.29	14.93	14.98	15.46
12		14.06	14.32		14.44	14.65	15.38	15.88
13		13.96	15.86		14.55	15.14	16.88	15.84
14		14.36	14.43		14.51	14.79	14.91	16.50
15		13.96	14.29		14.83	14.84	14.80	15.08
16		13.98	14.35		14.51	14.83	14.94	15.05
17		13.83	14.23		14.33	14.77	14.74	15.46
18		14.02	14.20		14.45	14.72	14.55	15.72
19		13.96	14.21		14.17	15.91	14.67	15.12
20		14.06	14.30		14.04	15.35	14.99	15.77
21		13.80	14.17				14.75	
22		13.92						
23								

