

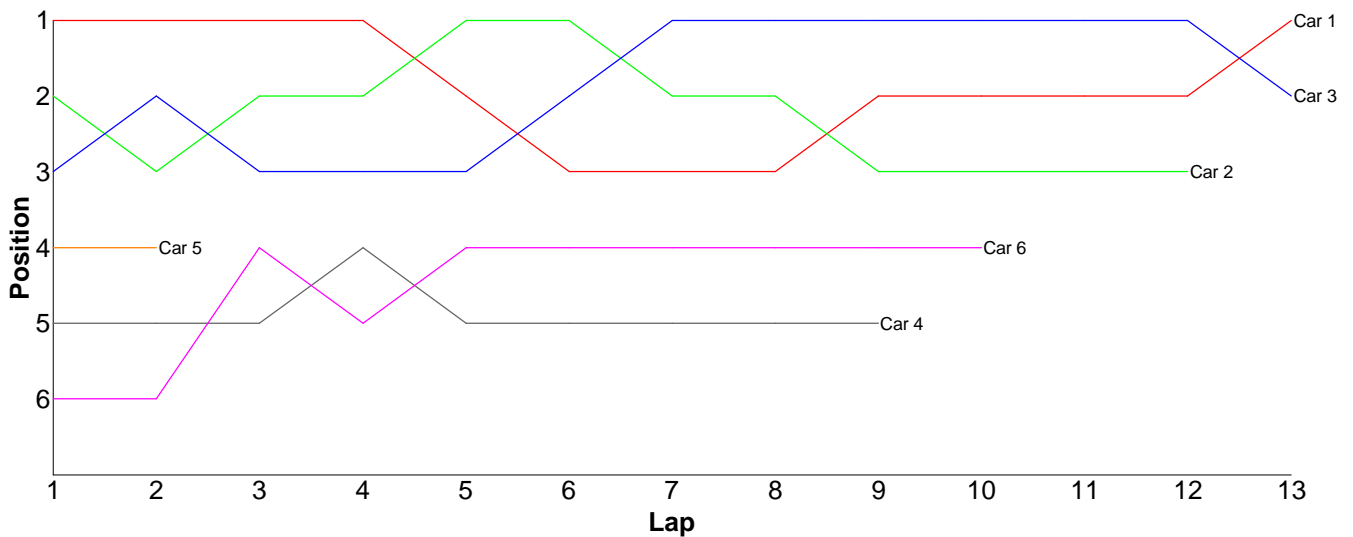
# AMCC Summer Championship 2008 - Round 1: 20/04/2008

## Race Results

### Bikes - A Final

Pos	Car	Arc	Form	Name	Result	Ave	Best
1	1	177	F1	Jevon Frost	13 / 308.72	23.74	15.46
2	3	227	F2	Scott Adderson	13 / 309.74	23.82	18.31
3	2	220	F1	Matt Tims	12 / 300.08	25.00	16.98
4	6	219	F1	Dave Tims	10 / 303.72	30.37	22.48
5	4	447		Chris Groom	9 / 312.29	34.69	20.88
6	5	381		Simon Lancaster	2 / 44.86	22.43	19.00

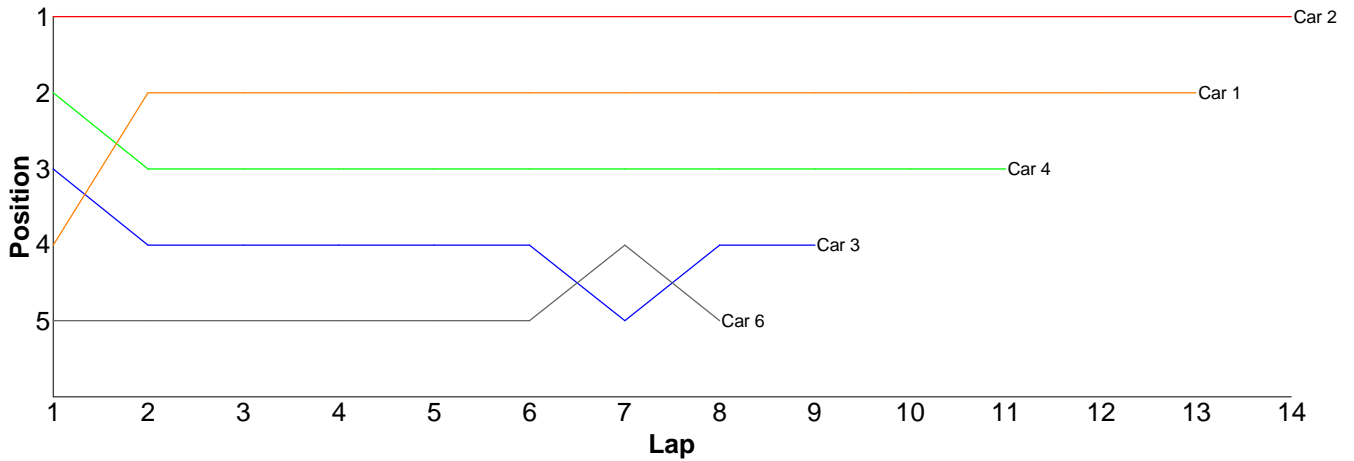
Lap	Car 1	Car 2	Car 3	Car 4	Car 5	Car 6
1	15.46	16.98	18.31	20.88	19.00	22.48
2	24.36	25.24	23.66	29.20	25.86	34.96
3	22.00	24.21	30.99	50.00		31.81
4	22.66	23.65	23.27	23.31		46.83
5	29.55	22.71	23.50	85.77		24.97
6	29.64	30.32	23.75	23.87		35.69
7	26.79	27.13	24.20	23.16		26.15
8	27.15	25.82	23.56	32.80		25.43
9	21.57	23.61	23.67	23.30		25.83
10	22.96	26.64	23.91			29.57
11	21.34	28.50	23.72			
12	22.56	25.27	23.42			
13	22.68		23.78			
14						



# <Sport and TT01> - A Final

Pos	Car	Arc	Form	Name	Class	Result	Ave	Best
1	2	280	F1	Scott Stokes	Tamiya Stock	14 / 319.41	22.81	21.37
2	1	520	F2	Gerald Page	Tamiya Stock	13 / 314.51	24.19	20.85
3	4	514		Emily Hall	Electric Sport	11 / 303.64	27.60	24.48
4	3	30	F2	Dale Roberts	Tamiya Stock	9 / 314.39	34.93	23.45
5	6	48	F3	Dawn Skelton	Electric Sport	8 / 303.61	37.95	30.99
6	5	510		Jack Warren	Electric Sport	0 / 0.00	0.00	0.00

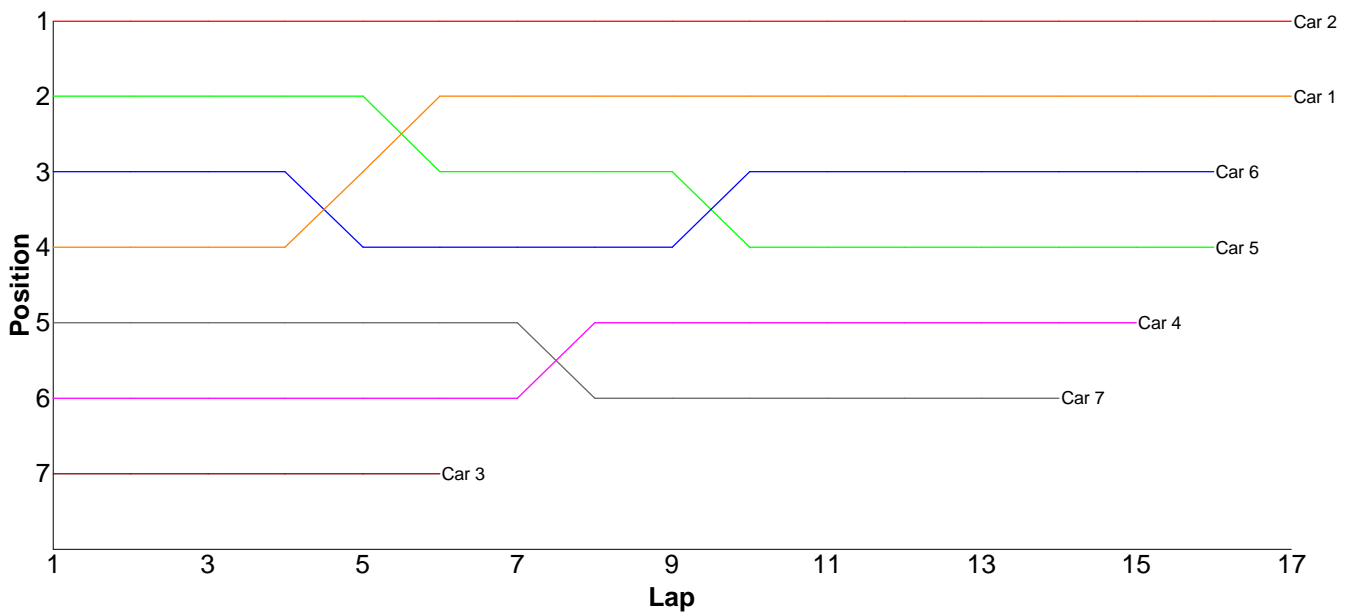
Lap	Car 1	Car 2	Car 3	Car 4	Car 5	Car 6
1	44.00	33.18	42.46	41.68		52.78
2	22.44	21.37	30.44	30.16		36.71
3	21.71	21.73	31.68	24.90		35.96
4	24.39	21.76	33.00	27.39		30.99
5	21.27	23.16	23.66	25.68		33.82
6	20.85	21.80	26.76	24.89		36.68
7	21.06	21.85	76.99	24.48		35.88
8	21.19	21.62	25.95	25.63		40.79
9	31.78	21.38	23.45	24.68		
10	21.42	21.94		26.43		
11	21.46	23.57		27.72		
12	21.82	21.81				
13	21.12	22.62				
14		21.62				
15						



# 27T Stock - A Final

Pos	Car	Arc	Form	Name	Result	Ave	Best
1	2	433	F1	Kevin Bissell	17 / 313.10	18.41	17.55
2	1	192	F1	Anthony Pedder	17 / 319.90	18.81	16.89
3	6	9	F2	Thomas Francis	16 / 300.17	18.76	17.08
4	5	98	F2	Mason Sadler	16 / 306.63	19.16	17.94
5	4	380		Sam Payne	15 / 317.80	21.18	17.97
6	7	508		Ian Payne	14 / 323.41	23.10	18.51
7	3	392		Ian Cairns	6 / 268.63	44.77	18.18
8	8	423	F3	Robin Francis	0 / 0.00	0.00	0.00

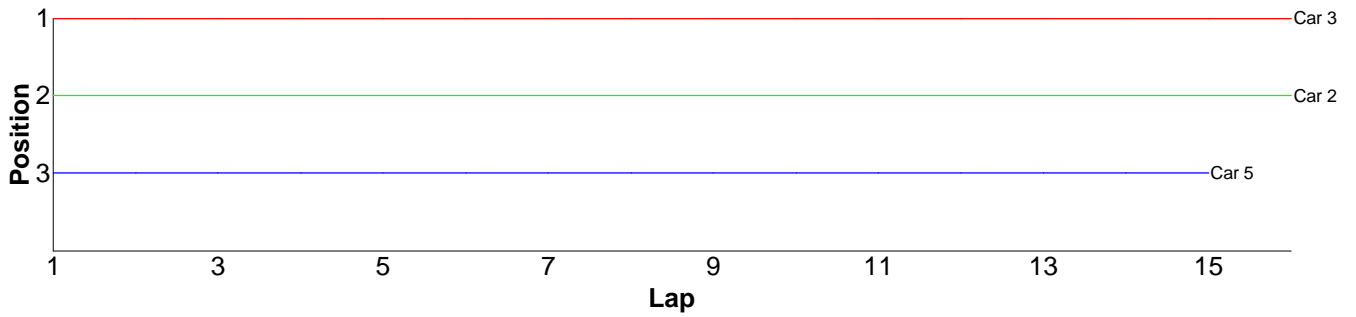
Lap	Car 1	Car 2	Car 3	Car 4	Car 5	Car 6	Car 7	Car 8
1	34.37	27.58	101.30	39.38	30.25	32.51	36.75	
2	17.69	17.92	18.18	20.91	18.16	18.87	18.51	
3	16.89	17.63	18.69	18.47	18.44	17.24	19.35	
4	17.14	17.71	19.21	18.27	18.04	17.31	18.91	
5	17.31	18.01	20.23	18.62	18.18	21.68	19.12	
6	18.23	17.55	91.02	20.56	21.12	17.92	18.98	
7	17.63	17.93		18.48	17.96	17.39	22.23	
8	17.18	17.89		18.24	18.48	17.89	28.68	
9	17.33	17.85		21.73	17.94	17.94	20.81	
10	17.73	17.61		19.14	18.62	17.33	19.59	
11	17.29	17.83		20.28	18.16	17.08	24.02	
12	17.09	17.84		21.24	18.30	17.11	27.54	
13	17.18	17.84		18.54	18.39	17.42	19.76	
14	17.36	17.70		17.97	18.02	17.51	29.16	
15	18.53	18.08		25.97	18.34	17.59		
16	17.41	17.82			18.23	17.38		
17	23.54	18.31						
18								



# Pro-Stock - C Final

Pos	Car	Arc	Form	Name	Result	Ave	Best
1	3	374		Jordan Mckulsky	16 / 301.22	18.82	16.43
2	2	225	F1	Dave Skelton	16 / 316.51	19.78	16.80
3	5	513		James Stone	15 / 310.17	20.67	16.60
=4	1	404		Craig Morgan	0 / 0.00	0.00	0.00
=4	4	81	F2	Neil Talbot	0 / 0.00	0.00	0.00

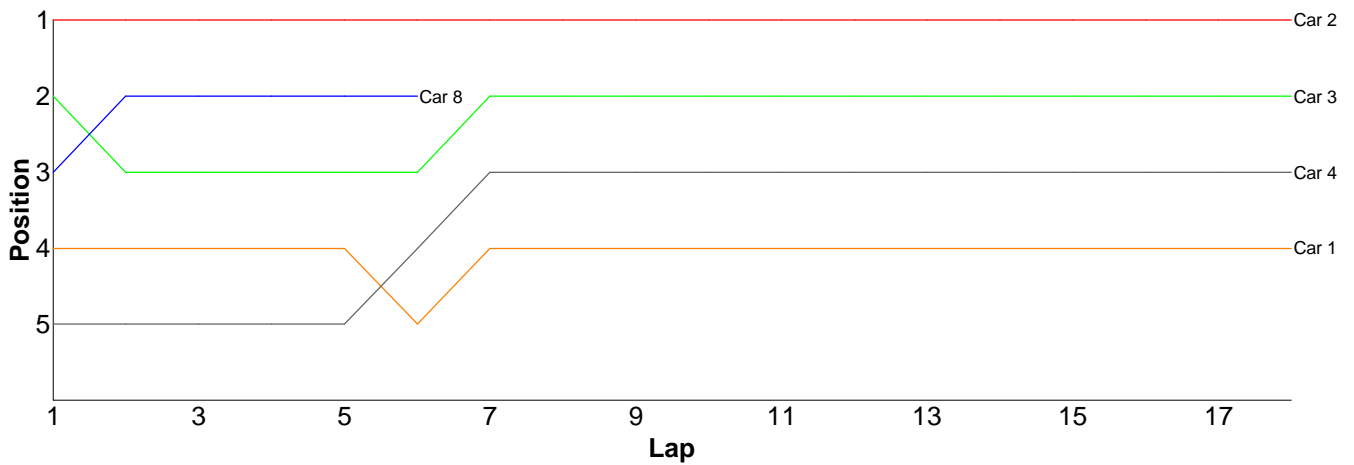
Lap	Car 1	Car 2	Car 3	Car 4	Car 5
1		31.20	29.62		55.66
2		18.32	17.12		18.64
3		20.21	17.15		17.92
4		17.57	17.21		19.21
5		20.17	16.64		17.46
6		17.73	16.61		16.94
7		18.72	16.43		17.37
8		17.30	18.10		17.16
9		16.80	17.14		16.97
10		17.95	20.11		16.60
11		19.17	20.90		17.87
12		16.84	16.67		18.81
13		25.07	18.43		17.09
14		18.57	18.11		20.35
15		20.22	20.32		22.12
16		20.67	20.66		
17					



# Pro-Stock - B Final

Pos	Car	Arc	Form	Name	Result	Ave	Best
1	2	504		Tim Webb	18 / 310.19	17.23	15.61
2	3	62	F2	Kevin Bissell	18 / 310.59	17.25	16.00
3	4	467		Chris Hughes	18 / 313.17	17.39	15.62
4	1	426		Tom Jefferies	18 / 315.44	17.52	15.65
5	8	517		Graham Douglass	6 / 111.93	18.65	16.25
=6	5	511		Jamie Vassallo	0 / 0.00	0.00	0.00
=6	6	87	F2	Brian Killick	0 / 0.00	0.00	0.00
=6	7	516		Trevor Scrase	0 / 0.00	0.00	0.00

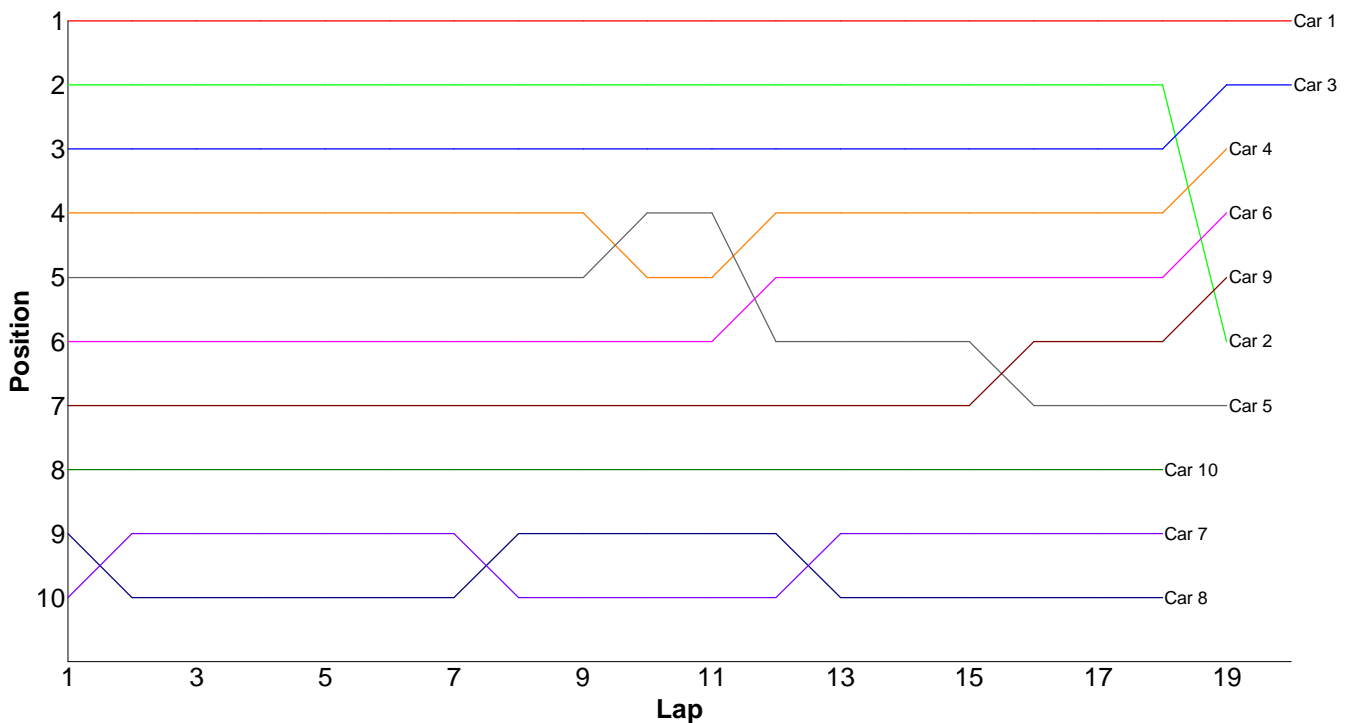
Lap	Car 1	Car 2	Car 3	Car 4	Car 5	Car 6	Car 7	Car 8
1	34.68	26.31	26.74	37.97				27.45
2	16.44	17.24	21.46	16.83				18.49
3	16.75	16.01	16.26	16.36				16.43
4	16.25	16.15	16.47	16.38				16.38
5	15.89	15.86	16.00	16.26				16.25
6	24.53	15.84	16.30	15.98				16.93
7	15.81	15.89	16.59	16.62				
8	16.42	15.74	16.12	16.38				
9	16.01	15.77	16.08	15.62				
10	15.93	15.70	16.17	16.29				
11	15.70	15.85	16.64	16.06				
12	16.21	15.85	16.10	16.22				
13	15.90	15.61	16.06	15.90				
14	15.65	15.89	16.50	15.94				
15	15.66	15.70	16.39	16.19				
16	15.77	17.34	16.52	15.96				
17	15.94	21.58	17.85	16.11				
18	15.90	21.86	16.34	16.10				
19								



# Pro-Stock - A Final

Pos	Car	Arc	Form	Name	Result	Ave	Best
1	1	146	F1	Jay Westwood	20 / 308.88	15.44	14.41
2	3	91	F1	Dan Ghibaldan	20 / 311.03	15.55	14.79
3	4	494	F1	Mark Sadler	19 / 303.76	15.98	15.17
4	6	436		Matt Pocknell	19 / 305.68	16.08	15.22
5	9	321	F1	Nick Adams	19 / 310.76	16.35	15.35
6	2	322	F1	Glen Westwood	19 / 312.37	16.44	14.50
7	5	496		Tim Langdell	19 / 313.04	16.47	15.15
8	10	136	F1	Ori Sohachevsky	18 / 304.95	16.94	15.48
9	7	1	F1	Nigel Moss	18 / 305.44	16.96	15.69
10	8	358		Chris House	18 / 314.16	17.45	15.65

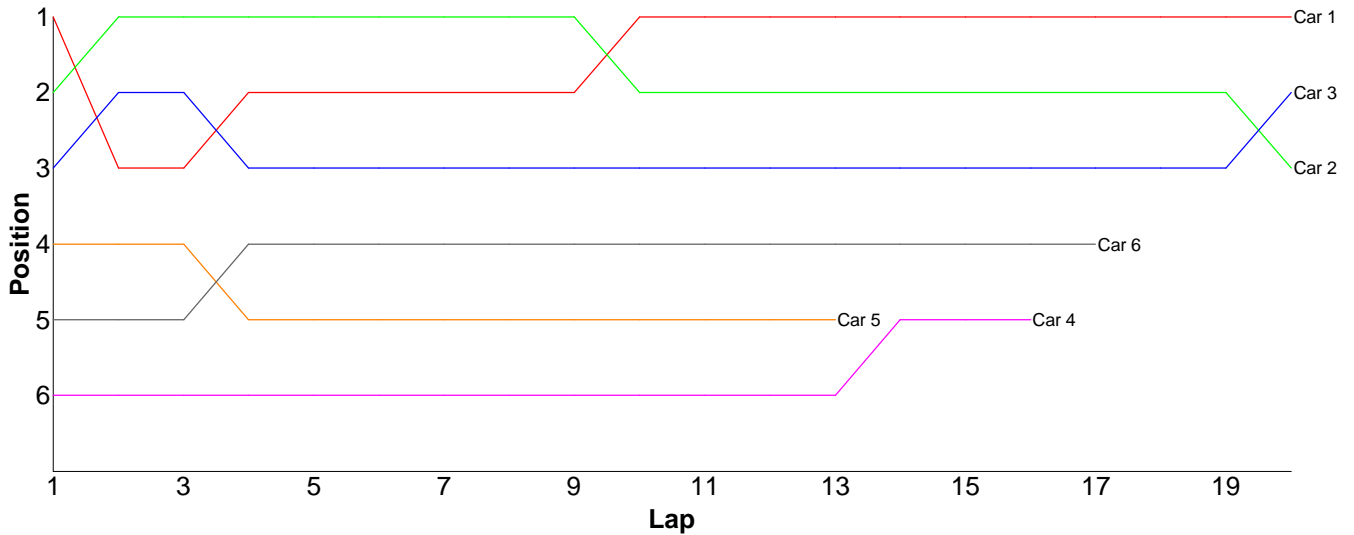
Lap	Car 1	Car 2	Car 3	Car 4	Car 5	Car 6	Car 7	Car 8	Car 9	Car 10
1	21.97	23.24	23.69	24.38	24.84	25.22	28.44	27.89	26.53	26.89
2	14.79	15.82	15.63	15.31	15.66	15.70	15.93	17.15	15.82	16.58
3	14.76	14.85	15.09	15.24	15.35	15.33	15.94	16.09	16.29	15.85
4	14.63	15.06	15.16	15.33	15.15	15.50	15.77	15.65	15.80	15.72
5	14.62	14.69	15.01	15.29	15.23	15.50	16.20	15.86	15.36	15.81
6	14.41	14.79	15.12	15.32	15.40	15.50	15.92	16.27	15.54	15.48
7	14.68	14.50	15.04	15.17	15.39	15.22	16.09	16.41	15.56	17.50
8	14.99	16.14	14.81	15.43	15.46	15.34	19.50	16.08	16.74	16.39
9	14.95	15.04	15.05	15.31	15.22	15.63	16.69	16.26	16.04	16.36
10	14.72	14.99	14.92	16.93	15.52	15.36	15.72	15.84	15.35	16.23
11	15.24	14.76	14.79	15.67	15.41	15.41	15.78	17.00	15.81	17.58
12	14.82	14.97	14.99	15.60	20.34	15.74	15.73	16.82	15.46	16.39
13	14.81	14.82	15.40	15.17	16.55	15.92	16.21	17.02	15.70	15.84
14	15.01	14.70	15.60	15.31	15.76	15.87	17.66	18.14	15.60	16.46
15	14.79	15.18	15.11	15.52	16.05	15.69	15.80	17.99	16.00	16.12
16	14.80	14.79	15.36	15.58	16.93	15.50	15.69	16.75	16.15	15.81
17	14.94	14.96	15.12	15.34	17.40	15.73	16.00	16.99	15.80	17.88
18	18.99	15.12	14.87	16.04	15.72	15.69	16.37	19.95	15.71	16.06
19	15.40	33.95	15.12	15.82	15.66	15.83			15.50	
20	15.56		15.15							
21										



# 5 Cell / Modified - C Final

Pos	Car	Arc	Form	Name	Result	Ave	Best
1	1	389		Mike Doody	20 / 305.71	15.28	14.24
2	3	390		Tom Watts	20 / 312.30	15.61	14.42
3	2	450		Richard Thorpe	20 / 315.38	15.76	14.46
4	6	484		Vincent Menzies	17 / 310.35	18.25	16.51
5	4	455		John Toman	16 / 310.59	19.41	15.04
6	5	379		Marlon Mckulsky	13 / 251.64	19.35	16.00

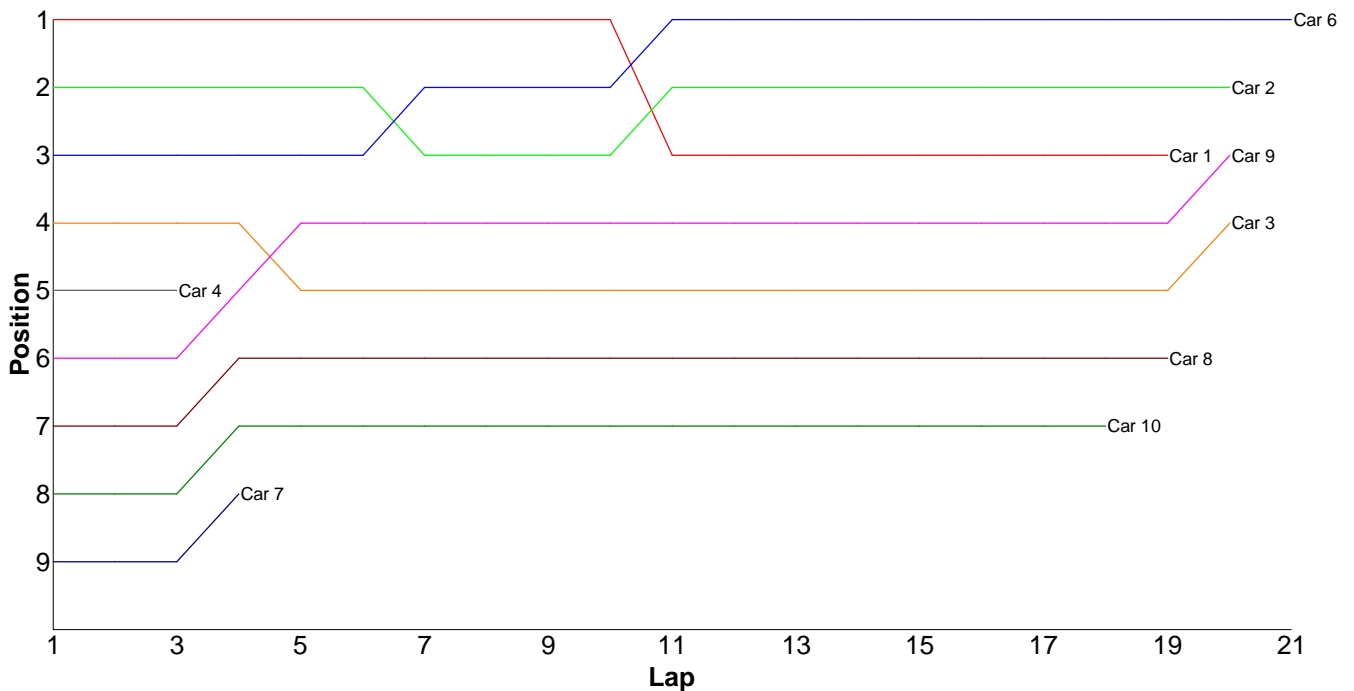
Lap	Car 1	Car 2	Car 3	Car 4	Car 5	Car 6
1	23.49	23.70	24.03	67.46	32.28	32.95
2	16.92	15.24	15.03	20.50	16.26	16.94
3	14.98	14.98	16.06	16.84	16.35	16.72
4	14.82	15.02	15.50	15.25	23.22	17.08
5	14.62	14.94	14.78	17.26	17.49	18.79
6	14.69	15.01	14.80	15.87	16.01	16.99
7	14.24	14.46	14.59	15.45	16.00	17.57
8	14.87	14.83	15.07	15.58	19.90	16.62
9	14.62	14.74	14.42	16.76	17.53	16.89
10	14.62	15.28	20.28	17.79	16.49	17.35
11	14.66	15.10	15.28	16.02	16.50	16.66
12	14.59	14.98	14.70	15.06	20.10	16.68
13	14.48	14.88	14.61	15.04	23.51	16.61
14	14.41	14.95	15.14	15.19		21.78
15	14.70	14.83	14.65	15.13		17.11
16	14.79	15.15	14.82	15.39		16.51
17	15.55	15.57	14.62			17.10
18	14.85	15.99	14.66			
19	14.72	17.29	14.51			
20	15.09	18.44	14.75			
21						



# 5 Cell / Modified - B Final

Pos	Car	Arc	Form	Name	Result	Ave	Best
1	6	475		Sam Smith	21 / 316.09	15.05	14.09
2	2	533		Phil Chambers	20 / 300.09	15.00	14.12
3	9	470		Andrew Carter	20 / 307.68	15.38	14.05
4	3	439		Stewart Noble	20 / 310.11	15.50	14.46
5	1	238		Adrian Bidewell	19 / 289.85	15.25	14.19
6	8	483		Chris Wilkinson	19 / 306.99	16.15	14.45
7	10	453		Steve Lissamore	18 / 300.59	16.69	14.80
8	7	382	F1	Mark Wallace	4 / 109.92	27.48	15.45
9	4	456		Brian Eldridge	3 / 55.09	18.36	14.41
10	5	305		Chris Kerswell	0 / 0.00	0.00	0.00

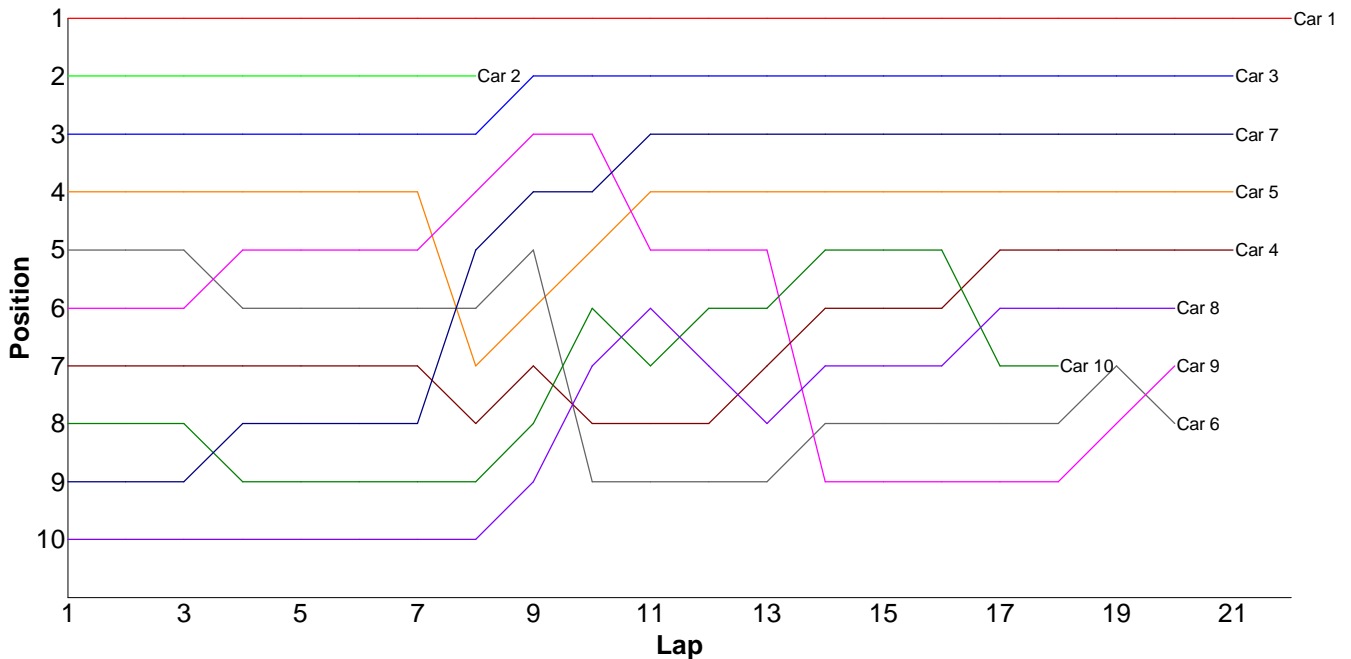
Lap	Car 1	Car 2	Car 3	Car 4	Car 5	Car 6	Car 7	Car 8	Car 9	Car 10
1	22.87	23.24	25.80	26.08		24.18	29.74	27.57	26.84	27.83
2	14.47	14.85	14.58	14.60		14.61	15.45	15.53	14.77	15.75
3	14.31	14.68	14.49	14.41		14.35	15.99	15.11	14.48	15.41
4	14.64	14.41	14.49			14.70	48.74	15.26	14.56	14.84
5	15.03	14.30	17.34			14.22		15.27	14.50	15.17
6	14.64	14.57	15.47			14.38		17.18	14.70	23.43
7	14.56	15.40	14.71			14.60		16.76	16.19	15.09
8	14.43	14.51	16.28			14.34		15.14	14.49	16.98
9	14.24	14.22	14.76			14.71		15.17	14.41	16.47
10	14.19	15.36	14.85			14.31		17.43	14.43	16.80
11	17.37	14.53	14.53			14.62		14.66	14.33	14.91
12	15.06	14.43	14.65			14.09		14.63	14.18	15.24
13	14.22	14.12	14.91			14.24		15.25	14.05	14.83
14	14.54	14.24	14.99			14.41		15.47	18.03	15.40
15	16.05	14.79	14.46			14.45		14.45	14.69	14.80
16	14.66	14.26	14.58			14.93		15.50	14.50	15.09
17	14.47	14.15	14.56			14.67		16.96	14.35	15.90
18	14.77	14.45	14.87			14.58		14.88	14.33	16.65
19	15.33	15.25	14.93			14.76		14.77	14.69	
20		14.33	14.86			14.72			15.16	
21						16.22				
22										



# 5 Cell / Modified - A Final

Pos	Car	Arc	Form	Name	Result	Ave	Best
1	1	27	F1	Chris Grainger	22 / 310.75	14.12	13.54
2	3	449		Elliott Harper	21 / 309.82	14.75	13.61
3	7	442		Ben Ingram	21 / 311.14	14.81	13.90
4	5	29	F1	Lee Woodhams	21 / 312.25	14.86	13.81
5	4	600		Glenn Doman	21 / 314.11	14.95	13.96
6	8	297		Chris Delves	20 / 301.66	15.08	14.14
7	9	528		Russell Williams	20 / 303.76	15.18	13.91
8	6	130	F1	John Pape	20 / 304.12	15.20	14.24
9	10	602		Mark Stiles	18 / 274.30	15.23	14.06
10	2	416		Olly Jefferies	8 / 119.25	14.90	13.79

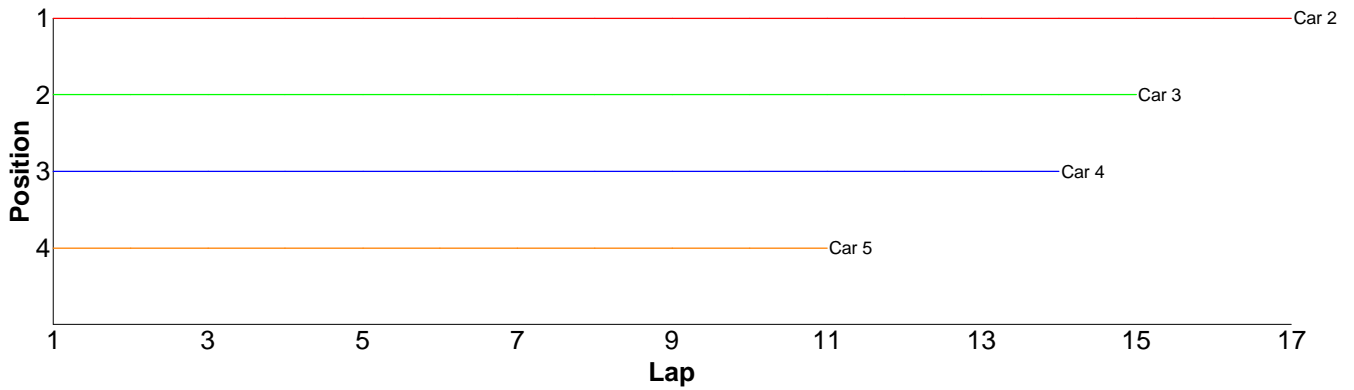
Lap	Car 1	Car 2	Car 3	Car 4	Car 5	Car 6	Car 7	Car 8	Car 9	Car 10
1	21.18	21.90	23.06	24.91	23.27	23.75	25.24	25.37	24.24	25.11
2	13.58	13.93	14.38	14.32	14.30	14.28	14.65	14.85	14.34	14.30
3	13.56	13.98	13.81	13.96	14.43	14.46	14.33	14.63	14.01	14.74
4	13.54	13.88	13.91	14.25	14.09	14.77	14.40	14.20	14.17	14.67
5	13.54	14.05	13.61	14.28	13.81	14.33	14.21	14.27	14.15	14.34
6	13.92	13.89	14.44	14.59	14.04	14.39	14.44	14.39	13.95	14.36
7	13.79	13.79	14.11	14.41	13.86	14.55	14.28	15.60	13.95	15.43
8	13.74	13.83	13.70	16.34	18.89	16.04	14.55	14.35	14.04	14.48
9	13.74		14.28	14.65	14.73	14.56	14.00	14.51	14.06	14.52
10	13.90		13.84	15.53	14.23	16.89	14.07	14.50	13.91	14.55
11	13.91		13.83	14.30	14.12	14.89	14.05	14.65	19.63	14.92
12	13.81		13.87	15.04	14.11	14.74	13.90	15.10	14.30	14.18
13	13.78		13.69	14.17	14.23	14.44	14.07	14.73	14.30	14.60
14	14.03		13.94	14.18	13.97	14.38	13.97	14.16	19.34	14.06
15	13.74		17.35	13.96	14.06	14.25	14.26	14.20	14.16	14.22
16	13.75		14.51	14.01	13.99	14.24	14.33	14.14	14.24	14.17
17	13.75		14.26	14.43	14.47	14.94	14.25	14.30	14.30	15.57
18	14.00		16.49	14.27	14.34	14.65	14.16	14.75	14.30	16.08
19	13.83		14.52	14.07	14.36	14.57	14.89	14.21	14.21	
20	13.94		14.12	14.20	14.31	15.00	14.39	14.75	14.16	
21	13.77		14.10	14.24	14.64		14.70			
22	13.95									
23										



# EP Outlaw - A Final

Pos	Car	Arc	Form	Name	Result	Ave	Best
1	2	542	F2	Nigel Moss	17 / 313.37	18.43	16.37
2	3	214	F2	Neil Pilkington	15 / 302.92	20.19	18.54
3	4	546	F1	Dale Roberts	14 / 320.23	22.87	20.47
4	5	545	F1	Scott Stokes	11 / 306.19	27.83	25.71
5	1	547	F2	Jevon Frost	0 / 0.00	0.00	0.00

Lap	Car 1	Car 2	Car 3	Car 4	Car 5
1		25.59	29.16	33.49	40.63
2		16.40	18.79	21.22	26.11
3		16.98	18.54	22.35	25.71
4		16.37	19.06	22.91	26.74
5		17.27	24.00	21.75	26.09
6		20.96	20.25	21.96	26.61
7		20.52	19.28	21.27	26.33
8		17.60	20.66	24.99	26.00
9		23.24	19.15	21.02	28.30
10		17.15	18.66	22.18	26.79
11		17.76	18.57	21.73	26.88
12		16.47	20.31	22.15	
13		17.60	18.68	22.74	
14		16.46	18.66	20.47	
15		17.32	19.15		
16		16.57			
17		19.11			
18					



# IC Touring - A Final

Pos	Car	Arc	Form	Name	Result	Ave	Best
1	2	577	F2	David Forsythe	19 / 311.84	16.41	15.04
2	1	409	F1	Adrian Poole	19 / 312.25	16.43	14.81
3	8	15	F2	Michael Pilgram	17 / 302.86	17.81	15.39
4	6	271	F2	Andrew Mills	17 / 315.25	18.54	16.77
5	7	515		Steve Field	16 / 301.61	18.85	16.32
6	9	486	F2	Jon Wilkins	12 / 326.65	27.22	20.57
7	10	17	F2	Colin Taggart	9 / 200.45	22.27	17.26
8	3	587	F2	JamesRumble	1 / 97.44	97.44	97.44
9	4	585	F2	Phillip Pullen	1 / 99.55	99.55	99.55
10	5	463	F2	Stephen Mills	1 / 101.91	101.91	101.91

Lap	Car 1	Car 2	Car 3	Car 4	Car 5	Car 6	Car 7	Car 8	Car 9	Car 10
1	34.65	28.16	97.44	99.55	101.91	29.83	40.87	27.22	40.10	52.54
2	15.60	16.14				16.99	20.37	17.03	28.33	19.00
3	18.17	16.17				17.45	18.33	19.82	25.98	18.54
4	15.69	15.36				20.67	17.68	22.47	20.57	17.64
5	15.79	15.45				17.62	18.50	17.08	41.01	17.26
6	15.25	17.98				17.22	17.97	17.78	22.94	21.51
7	15.26	16.28				16.91	17.24	17.13	30.10	17.54
8	15.51	15.60				22.46	16.97	16.60	21.06	18.09
9	15.24	15.65				16.83	16.58	15.96	21.37	18.33
10	15.45	15.05				17.81	17.18	17.03	21.73	
11	15.05	15.71				17.62	16.36	16.31	21.08	
12	15.58	15.75				18.79	17.03	17.26	32.38	
13	15.10	15.23				16.87	16.57	17.17		
14	15.11	15.37				16.95	16.75	15.39		
15	15.11	15.31				17.27	16.32	15.98		
16	15.09	15.04				16.77	16.89	16.23		
17	14.87	15.33				17.19		16.40		
18	14.92	16.97								
19	14.81	15.29								
20										

