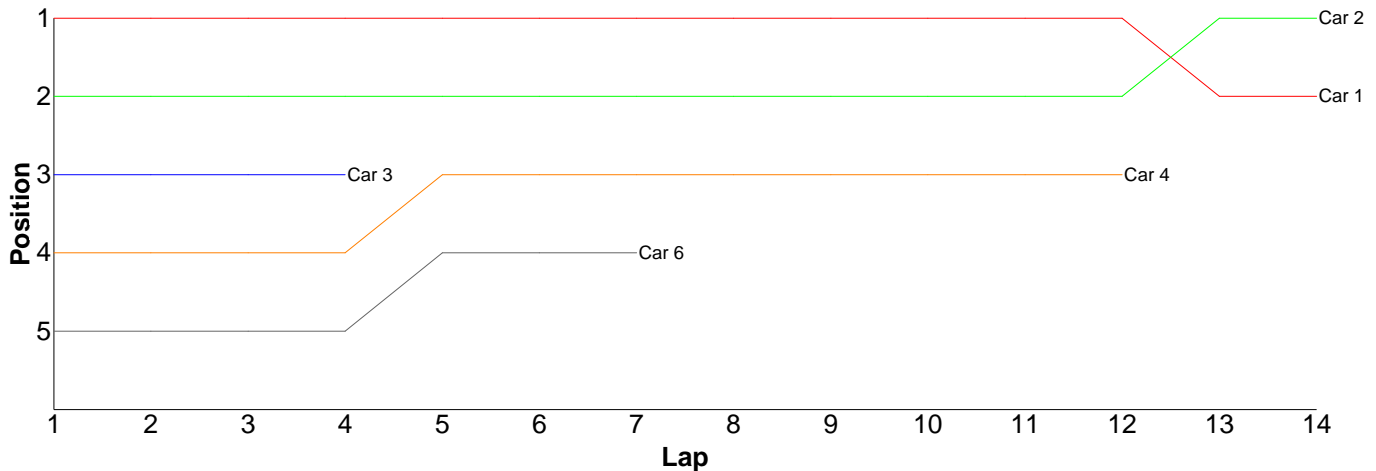


# Race Results

## Tamiya Stock - A Final Leg 1

Pos	Car	Form	Name	Member Type	Result	Ave	Best
1	2	F1	Kieran Stokes	J2008	14 / 313.30	22.37	21.00
2	1	F1	Scott Stokes	S2008	14 / 316.55	22.61	21.10
3	4	F2	Dale Roberts	S2008	12 / 304.91	25.40	22.33
4	6		Hannah Carless	J2008	7 / 269.17	38.45	31.01
5	3	F2	Thomas Francis	S2008	4 / 104.20	26.05	22.31
6	5		Jason Elliot	Guest	0 / 0.00	0.00	0.00

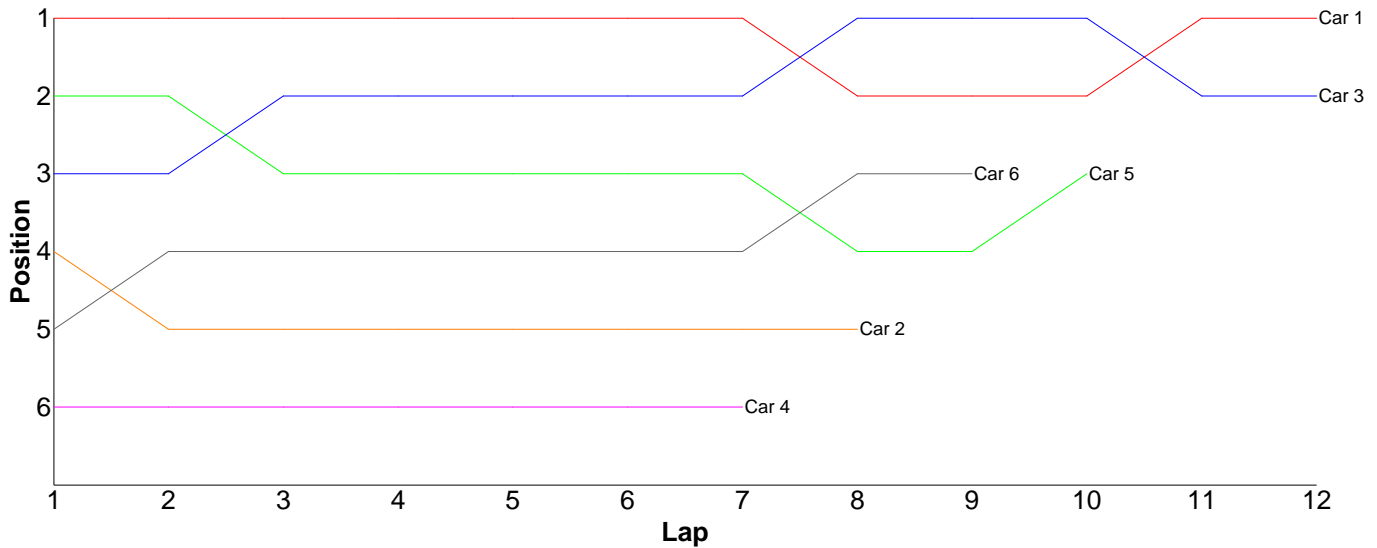
Lap	Car 1	Car 2	Car 3	Car 4	Car 5	Car 6
1	32.56	34.13	34.34	38.09		62.48
2	21.78	22.04	24.81	23.23		36.28
3	21.12	21.66	22.31	23.47		34.83
4	21.10	21.90	22.74	25.05		32.32
5	21.80	21.29		24.11		37.39
6	21.71	21.60		28.74		34.86
7	21.80	21.62		23.82		31.01
8	21.46	21.19		23.76		
9	21.57	21.35		23.92		
10	21.93	21.54		23.46		
11	21.19	21.49		22.33		
12	21.71	21.02		24.93		
13	25.69	21.47				
14	21.13	21.00				
15						



# Bikes - B Final Leg 1

Pos	Car	Form	Name	Member Type	Result	Ave	Best
1	1		Jack Foord	Guest	12 / 302.14	25.17	16.64
2	3		Brian Foord	Guest	12 / 311.07	25.92	23.70
3	5	F1	Peter Chang	S2008	10 / 313.20	31.32	20.01
4	6		Chris Groom	Guest	9 / 276.20	30.68	27.49
5	2		Matthew Book	Guest	8 / 274.22	34.27	26.91
6	4		Richard Blissett	Guest	7 / 263.32	37.61	25.87

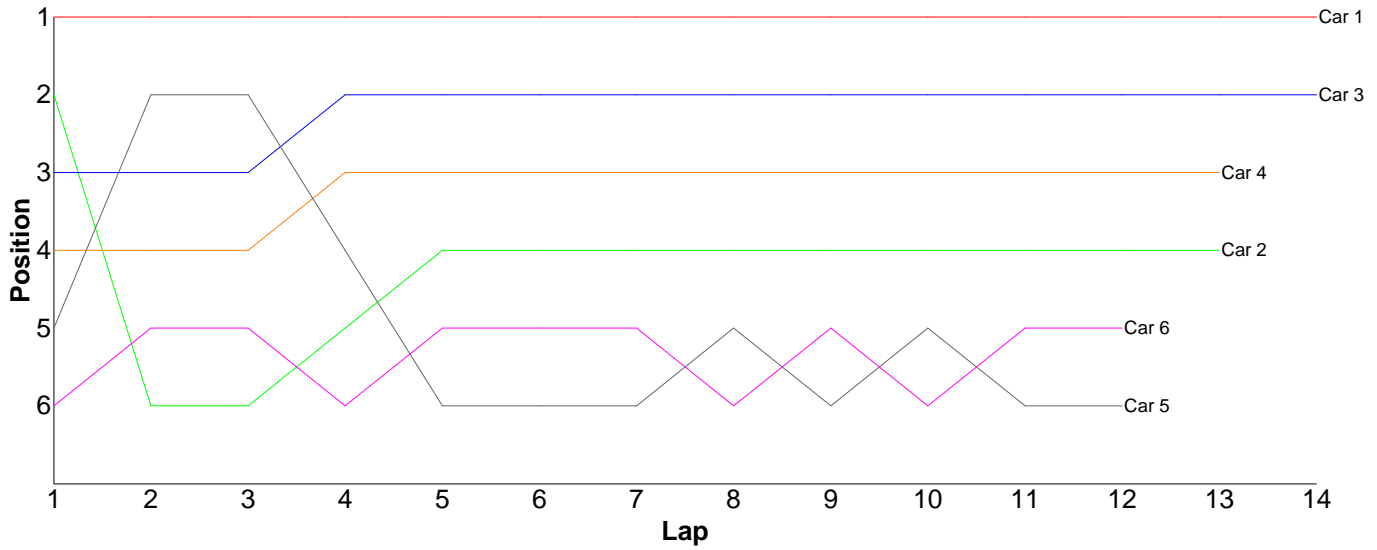
Lap	Car 1	Car 2	Car 3	Car 4	Car 5	Car 6
1	16.64	26.91	26.55	84.33	20.01	29.44
2	25.11	42.00	24.61	26.31	29.39	30.44
3	25.78	33.29	24.14	25.87	28.48	29.47
4	27.27	42.25	26.92	27.84	34.72	27.49
5	25.68	29.49	23.73	36.80	27.24	35.96
6	26.20	33.49	23.70	28.48	28.60	28.23
7	25.55	31.25	24.12	33.69	40.98	32.29
8	26.07	35.54	23.80		36.06	31.71
9	26.01		24.34		36.20	31.17
10	25.94		23.75		31.52	
11	25.74		41.54			
12	26.15		23.87			
13						



# Bikes - A Final Leg 1

Pos	Car	Form	Name	Member Type	Result	Ave	Best
1	1		Jevon Frost	S2008	14 / 301.84	21.56	14.06
2	3	F1	Andy Carless	S2008	14 / 322.77	23.05	16.96
3	4	F1	Steve Leake	S2008	13 / 301.71	23.20	18.25
4	2		Graham Clarke	Guest	13 / 315.97	24.30	15.85
5	6	F1	Gerald Page	S2008	12 / 308.40	25.70	20.50
6	5		Simon Lancaster	Guest	12 / 312.60	26.05	19.26

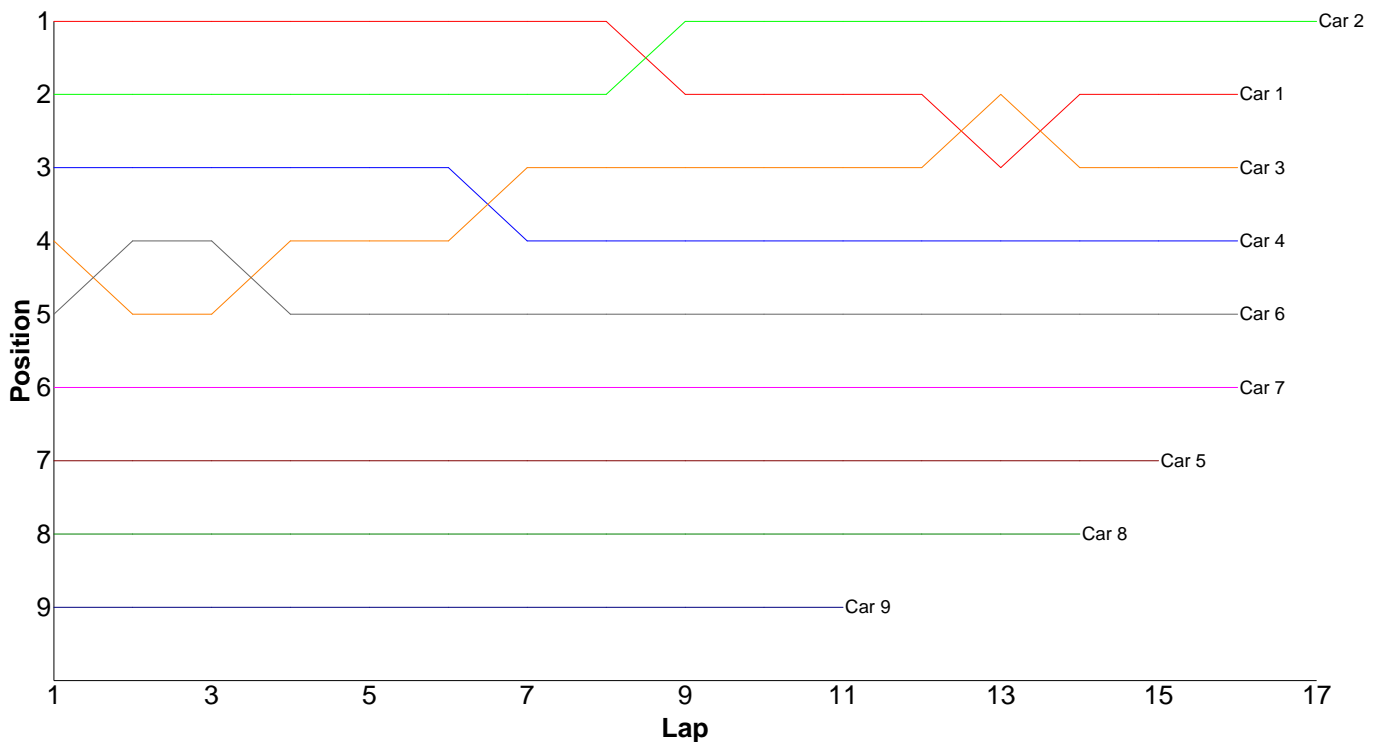
Lap	Car 1	Car 2	Car 3	Car 4	Car 5	Car 6
1	14.06	15.85	16.96	18.25	19.26	20.50
2	21.58	39.76	27.35	29.24	23.88	32.32
3	21.49	22.09	22.74	21.69	22.97	23.25
4	21.10	21.91	23.25	22.47	32.29	23.98
5	22.03	21.73	28.52	28.12	29.00	25.67
6	21.87	21.88	22.55	22.81	22.97	23.75
7	21.26	26.64	22.22	23.17	23.12	23.31
8	25.31	21.68	22.63	22.13	24.35	26.97
9	20.85	22.55	22.12	22.01	29.74	23.38
10	21.39	27.12	22.38	23.64	23.65	33.19
11	27.04	21.84	22.58	22.40	32.38	23.51
12	21.26	21.84	22.97	23.27	28.99	28.57
13	21.46	31.08	22.57	22.51		
14	21.14		23.93			
15						



# 27T Stock Touring - A Final Leg 1

Pos	Car	Form	Name	Member Type	Result	Ave	Best
1	2		Jordan Barnes	Guest	17 / 315.65	18.56	17.37
2	1	F1	Kevin Bissell	S2008	16 / 301.60	18.85	17.72
3	3		Mason Sadler	Guest	16 / 304.07	19.00	17.44
4	4		Chris Bradshaw	Guest	16 / 307.32	19.20	18.04
5	6		Ian Cairns	Guest	16 / 308.90	19.30	18.08
6	7	F2	Mick Barnes	S2008	16 / 314.67	19.66	18.45
7	5		Trevor Scrase	Guest	15 / 300.80	20.05	18.12
8	8	F2	Robin Francis	S2008	14 / 304.74	21.76	18.87
9	9	F2	Andy Lewis	S2008	11 / 307.92	27.99	23.95

Lap	Car 1	Car 2	Car 3	Car 4	Car 5	Car 6	Car 7	Car 8	Car 9
1	26.95	27.84	29.79	29.32	31.84	30.05	30.72	33.78	41.95
2	17.92	17.69	19.07	18.52	19.38	18.32	18.50	22.32	27.31
3	17.75	17.37	18.23	18.22	18.65	18.66	19.53	19.80	26.46
4	17.89	17.81	18.07	18.12	19.28	18.84	19.21	18.87	27.95
5	17.97	18.34	17.68	18.40	18.12	18.42	18.64	21.41	25.50
6	18.19	17.81	17.89	18.04	18.93	18.08	18.76	20.21	23.95
7	18.80	18.80	18.05	19.27	18.73	18.59	18.78	21.24	24.96
8	17.88	18.17	18.13	18.05	21.83	18.62	18.96	23.02	26.59
9	20.93	18.21	18.15	18.30	18.73	18.66	19.61	20.10	26.66
10	17.90	17.71	17.73	18.13	18.14	18.60	18.81	23.93	28.89
11	17.78	17.46	18.01	18.23	19.26	18.54	19.06	20.41	27.70
12	17.72	17.85	17.54	18.41	21.08	18.35	18.45	19.61	
13	19.34	18.98	17.77	19.49	19.36	18.70	18.90	19.68	
14	18.25	18.12	22.89	19.33	18.60	19.30	19.03	20.36	
15	17.96	17.75	17.63	18.57	18.87	18.54	19.02		
16	18.37	17.63	17.44	18.92		18.63	18.69		
17		18.11							
18									



## IC Scale Touring - B Final Leg 1

Pos	Car	Form	Name	Member Type	Result	Ave	Best
1	1	F2	Phillip Pullen	S2008	10 / 0.00	0.00	0.00
2	2	F2	James Rumble	S2008	9 / 0.00	0.00	0.00
3	3	F2	Andrew Mills	S2008	8 / 0.00	0.00	0.00
4	4	F2	Les Mainwaring	S2008	7 / 0.00	0.00	0.00
5	5	F2	Colin Taggart	S2008	6 / 0.00	0.00	0.00
6	6	F2	Jon Wilkins	S2008	5 / 0.00	0.00	0.00

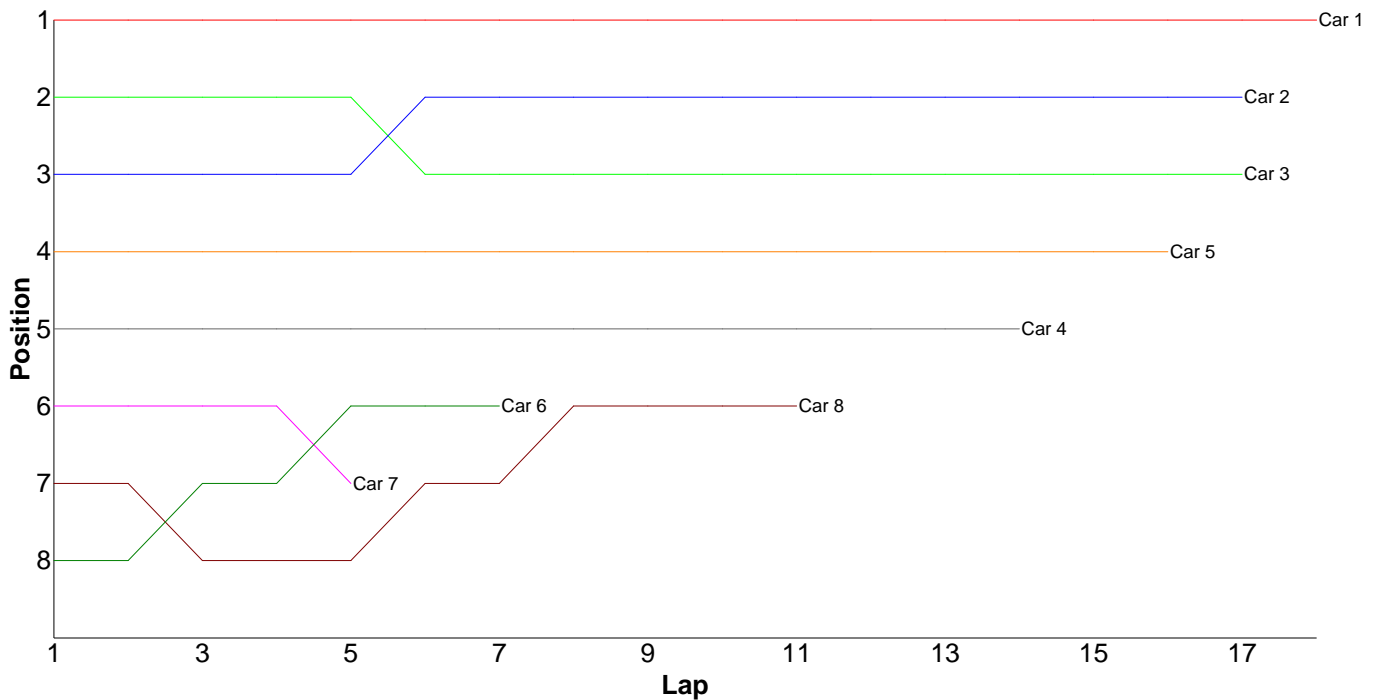
Lap	Car 1	Car 2	Car 3	Car 4	Car 5	Car 6
-----	-------	-------	-------	-------	-------	-------

1

# Electric Outlaw - A Final Leg 1

Pos	Car	Form	Name	Member Type	Result	Ave	Best
1	1	F2	Jevon Frost	S2008	18 / 317.01	17.61	14.06
2	2	F2	Nigel Moss	S2008	17 / 310.30	18.25	15.93
3	3	F2	Martin Trice	S2008	17 / 313.51	18.44	16.83
4	5	F1	Neil Pilkington	S2008	16 / 316.13	19.75	17.38
5	4	F2	Thomas Francis	S2008	14 / 301.58	21.54	17.77
6	8	F1	Chris Graco	Guest	11 / 316.01	28.72	21.99
7	6	F1	Dale Roberts	S2008	7 / 188.56	26.93	21.39
8	7	F1	Scott Stokes	S2007	5 / 140.88	28.17	22.04

Lap	Car 1	Car 2	Car 3	Car 4	Car 5	Car 6	Car 7	Car 8
1	22.65	28.26	28.15	31.78	30.31	44.41	38.63	41.13
2	15.49	19.36	17.53	18.14	17.85	23.51	23.47	23.00
3	14.27	17.82	18.06	18.70	18.00	22.89	22.04	27.51
4	14.75	17.16	17.45	18.11	18.37	21.39	22.22	30.08
5	14.96	16.89	17.53	20.98	17.38	23.67	34.52	30.02
6	14.84	15.93	19.16	19.76	17.72	22.80		40.26
7	14.17	16.52	17.43	17.77	23.04	29.89		26.95
8	14.71	16.72	17.02	18.75	20.63			25.85
9	14.57	16.70	17.74	18.01	18.50			23.81
10	14.06	16.82	19.05	19.92	18.79			21.99
11	14.67	16.88	16.85	38.53	21.78			25.41
12	20.12	16.22	17.11	24.54	18.43			
13	46.49	24.92	19.63	17.89	18.47			
14	15.37	20.14	19.48	18.70	19.25			
15	15.05	16.82	16.83		19.19			
16	14.64	16.06	17.57		18.42			
17	15.96	17.08	16.92					
18	20.24							
19								

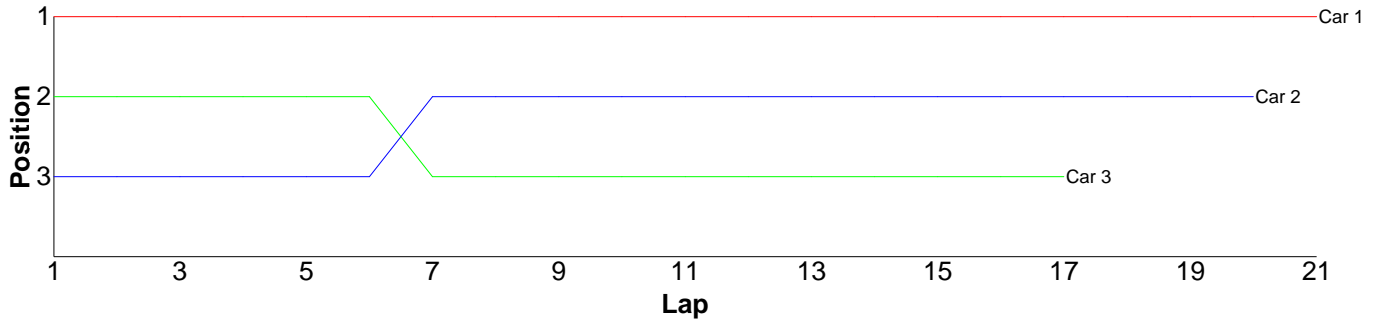


# 5 Cell Mod / BL - A Final Leg 1

Pos	Car	Form	Name	Member Type	Result	Ave	Best
1	1		Russell Williams	Guest	21 / 313.80	14.94	14.04
2	2		Ben Cane	S2008	20 / 310.08	15.50	14.41
3	3	F1	Glen Westwood	S2008	17 / 314.92	18.52	14.32

## Lap Car 1 Car 2 Car 3

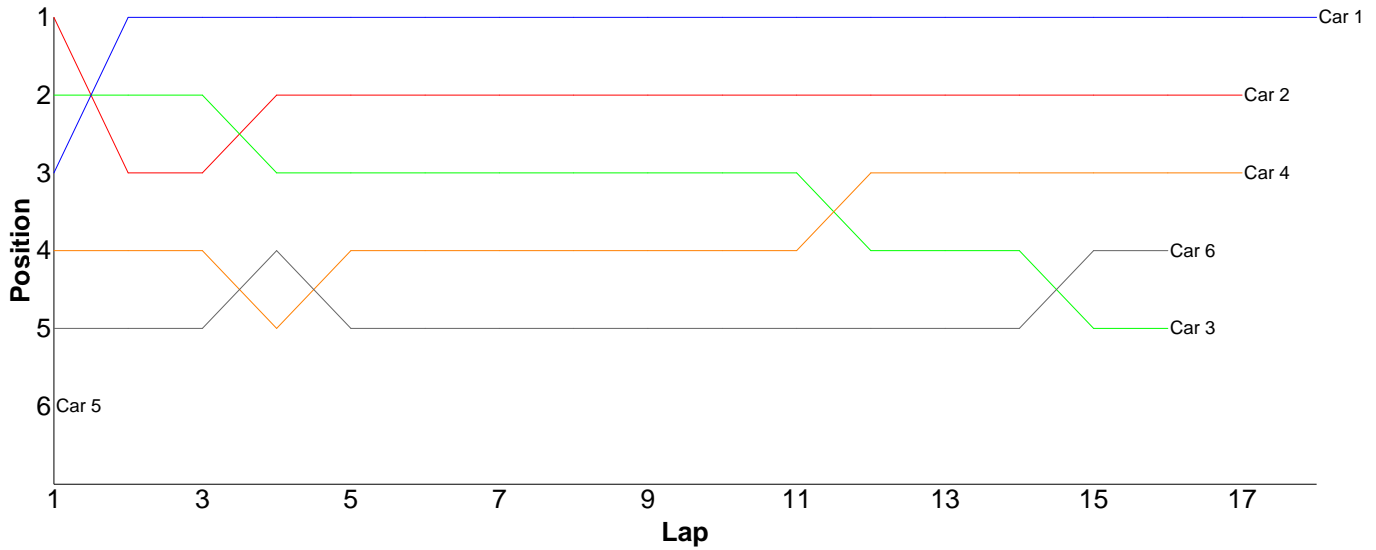
1	22.99	25.71	25.10
2	14.23	14.85	14.32
3	14.10	14.65	14.57
4	14.04	14.62	14.46
5	14.39	15.84	14.78
6	14.35	14.51	14.52
7	14.49	16.27	19.70
8	14.57	14.70	33.18
9	14.57	14.41	21.36
10	14.29	16.10	21.10
11	14.32	14.82	20.04
12	15.36	14.71	20.17
13	14.25	14.75	14.82
14	14.72	14.59	14.73
15	14.34	14.49	18.56
16	14.92	14.54	18.07
17	15.07	14.67	15.44
18	14.47	14.66	
19	14.55	14.85	
20	15.31	16.34	
21	14.47		
22			



# Pro-Stock - B Final Leg 1

Pos	Car	Form	Name	Member Type	Result	Ave	Best
1	1	F1	Kevin Bissell	S2008	18 / 309.61	17.20	16.16
2	2	F1	Neil Pilkington	S2008	17 / 300.86	17.69	16.57
3	4		Tony Foster	Guest	17 / 312.41	18.37	16.84
4	6	F1	Neil Talbot	S2008	16 / 308.29	19.26	17.06
5	3		Paul Barnes	Guest	16 / 308.79	19.29	16.01
6	5		Brian Killick	Guest	1 / 33.57	33.57	33.57
7	7		Graham Clarke	Guest	0 / 0.00	0.00	0.00

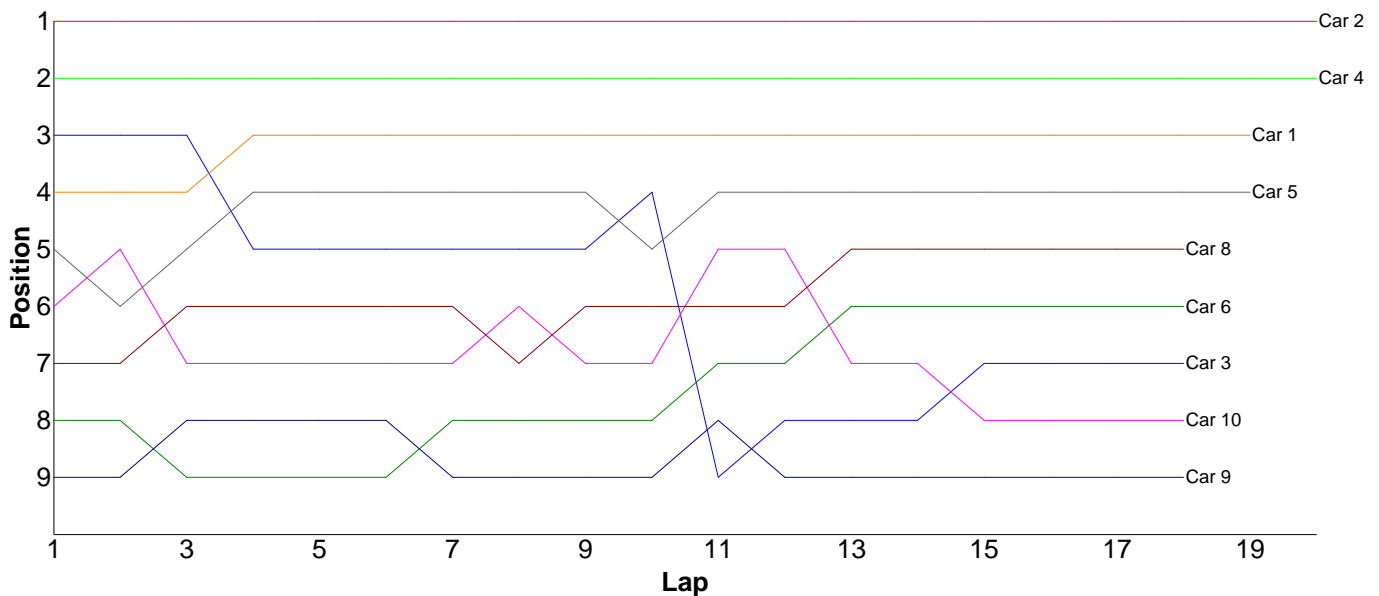
Lap	Car 1	Car 2	Car 3	Car 4	Car 5	Car 6	Car 7
1	29.91	27.95	29.17	31.96	33.57	33.29	
2	16.36	20.25	17.93	17.31		19.01	
3	16.41	17.01	16.86	17.09		18.22	
4	16.41	16.92	19.07	22.56		18.13	
5	16.67	16.92	17.83	17.83		21.66	
6	16.39	16.90	16.71	17.57		19.00	
7	16.56	16.89	16.01	17.27		17.67	
8	16.71	16.76	17.53	17.02		18.12	
9	16.35	16.78	18.43	16.91		17.51	
10	16.55	16.57	17.19	17.22		19.47	
11	16.79	16.76	17.75	17.13		17.69	
12	16.46	16.81	30.11	16.84		17.87	
13	16.35	16.88	17.82	16.85		17.06	
14	16.35	16.95	16.61	17.57		17.76	
15	16.25	17.03	22.83	16.95		18.01	
16	16.16	16.64	16.94	17.03		17.82	
17	16.27	16.84		17.30			
18	16.66						
19							



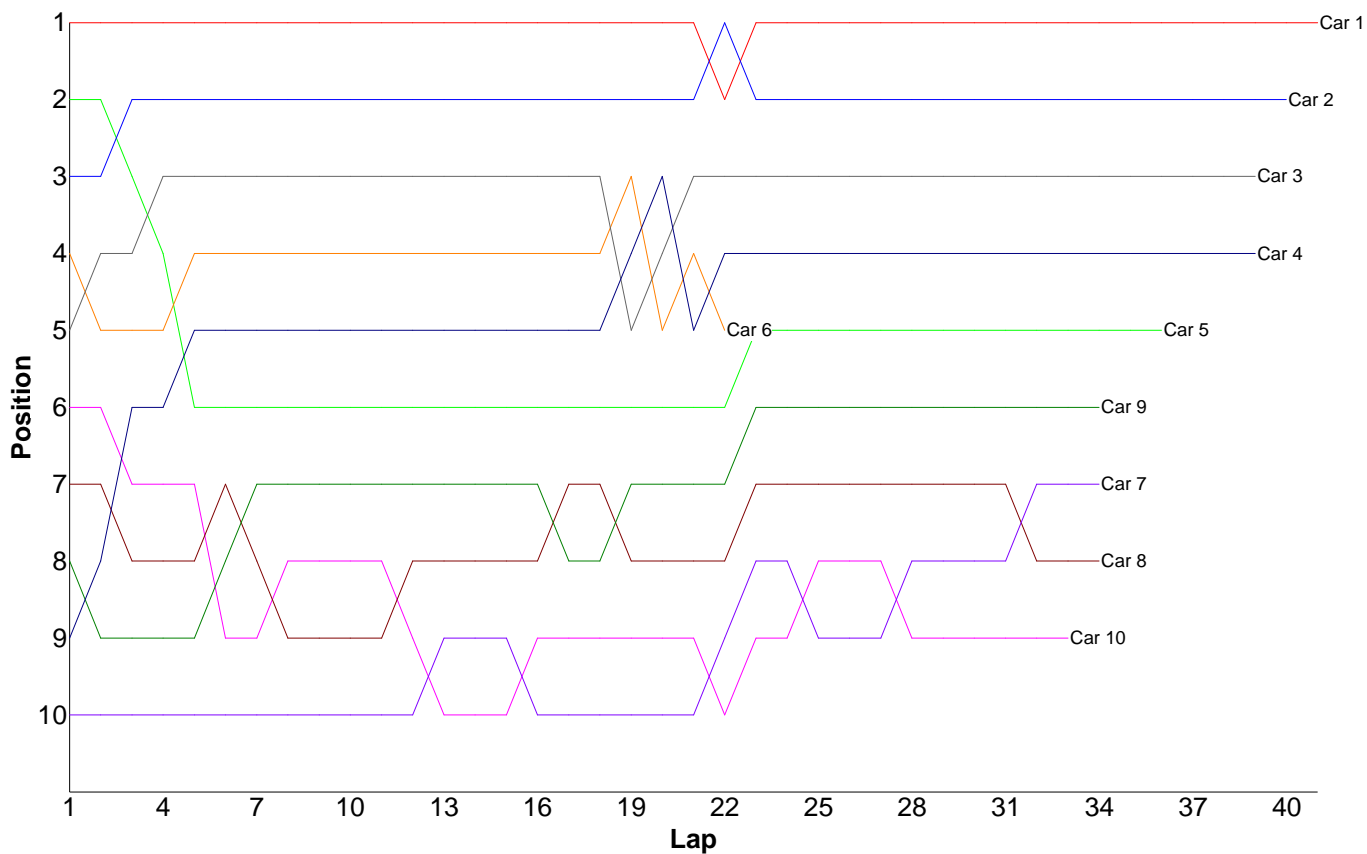
# Pro-Stock - A Final Leg 1

Pos	Car	Form	Name	Member Type	Result	Ave	Best
1	2	F1	Jay Westwood	S2008	20 / 309.99	15.49	14.85
2	4		Aaron Palmer	Guest	20 / 315.04	15.75	14.89
3	1		Mark Sadler	Guest	19 / 302.24	15.90	14.97
4	5	F1	Nigel Moss	S2008	19 / 308.70	16.24	15.19
5	8	F1	Ori Sohachevsky	S2007	18 / 302.72	16.81	15.55
6	6	F1	Nick Adams	S2008	18 / 304.92	16.94	15.51
7	3	F1	Dan Ghibaldan	S2007	18 / 305.20	16.95	14.96
8	10	F1	Matthew Quinlisk	S2008	18 / 312.32	17.35	15.44
9	9	F1	Dave Skelton	S2008	18 / 313.22	17.40	15.75
10	7		Philip Williams	Guest	0 / 0.00	0.00	0.00

Lap	Car 1	Car 2	Car 3	Car 4	Car 5	Car 6	Car 7	Car 8	Car 9	Car 10
1	25.85	22.98	25.24	24.95	26.19	29.36		27.08	30.68	26.71
2	15.59	14.85	15.37	15.58	16.79	16.25		16.21	16.12	15.69
3	14.97	15.02	15.42	15.11	15.62	20.16		16.15	16.85	18.27
4	15.45	15.04	20.16	15.25	16.01	16.28		17.09	16.15	16.13
5	15.52	15.02	15.21	15.21	15.34	16.21		15.85	16.15	15.75
6	15.35	14.99	15.63	15.05	15.49	15.83		15.70	15.92	16.17
7	15.12	15.04	16.73	15.05	17.20	15.94		16.19	20.60	15.68
8	15.64	15.06	15.30	15.13	15.74	15.63		16.91	18.28	16.29
9	15.17	14.91	15.04	15.17	15.51	16.36		16.37	16.20	18.50
10	15.30	14.93	15.33	15.10	15.81	15.70		16.73	15.75	15.99
11	15.20	15.13	29.40	15.03	15.81	16.17		16.70	15.86	15.62
12	15.41	15.26	15.63	15.18	15.19	15.83		15.57	16.56	15.44
13	15.28	15.21	15.22	15.27	15.30	15.99		16.89	16.00	22.48
14	15.37	15.24	14.96	15.89	15.59	16.27		15.67	17.41	15.68
15	15.30	15.32	15.31	14.97	15.31	15.97		15.55	16.86	16.60
16	15.74	15.21	15.06	14.97	15.43	15.51		16.01	15.91	17.27
17	15.26	15.31	15.11	14.89	15.42	15.60		15.70	15.89	17.14
18	15.35	15.05	15.08	16.59	15.50	15.86		16.35	16.03	16.91
19	15.37	15.15		15.26	15.45					
20		15.27		15.39						
21										



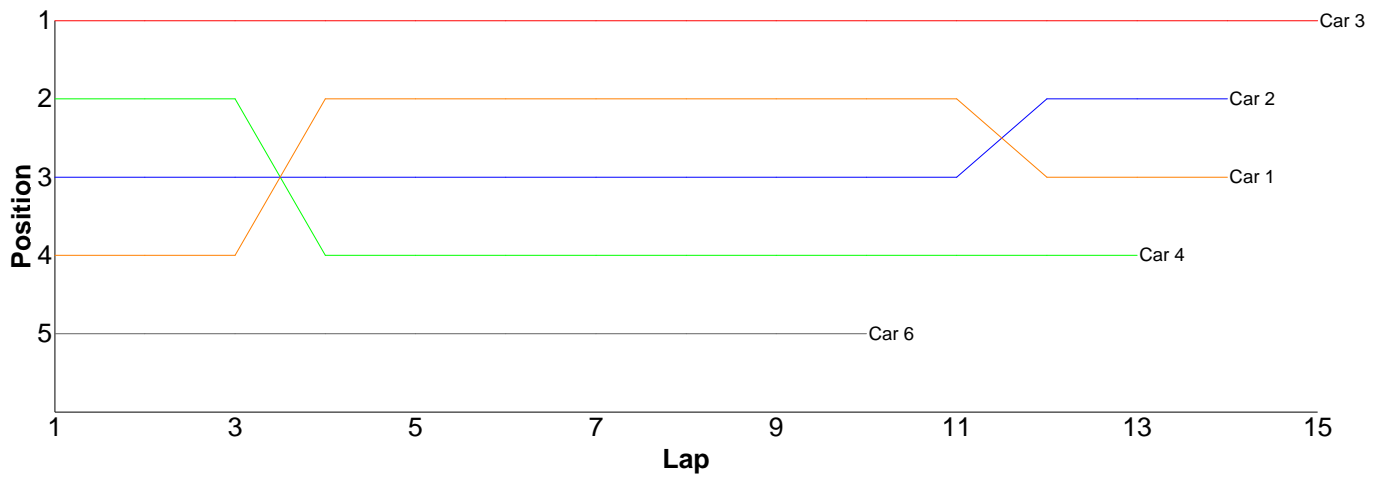




## Tamiya Stock - A Final Leg 2

Pos	Car	Form	Name	Member Type	Result	Ave	Best
1	3	F2	Thomas Francis	S2008	15 / 304.09	20.27	13.33
2	2	F1	Kieran Stokes	J2008	14 / 300.90	21.49	14.72
3	1	F1	Scott Stokes	S2008	14 / 302.69	21.62	18.06
4	4	F2	Dale Roberts	S2008	13 / 309.69	23.82	14.51
5	6		Hannah Carless	J2008	10 / 307.56	30.75	19.45
6	5		Jason Elliot	Guest	0 / 0.00	0.00	0.00

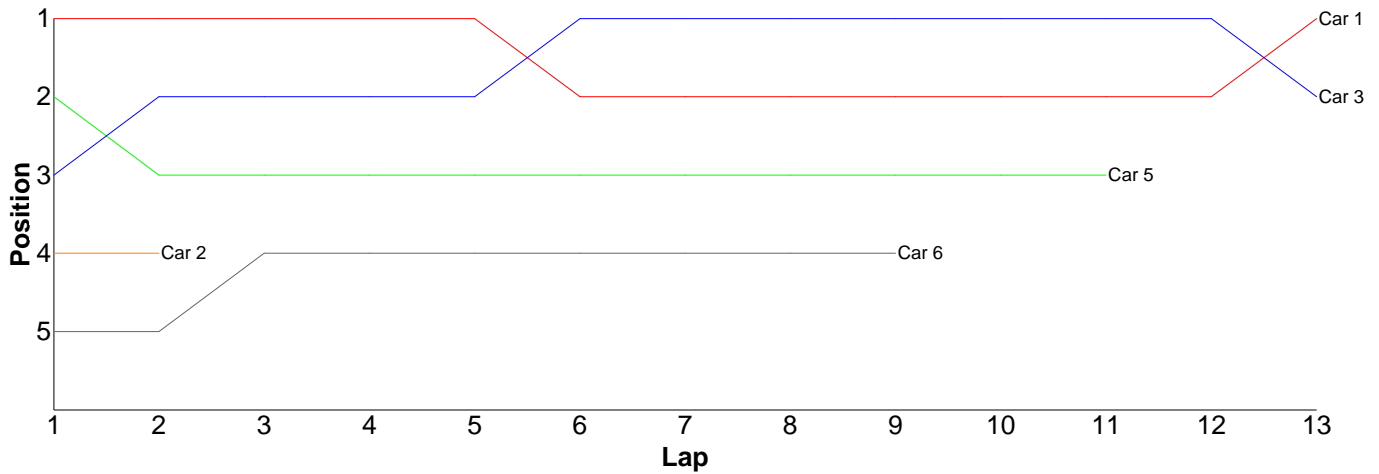
Lap	Car 1	Car 2	Car 3	Car 4	Car 5	Car 6
1	18.06	14.72	13.33	14.51		19.45
2	22.49	23.20	20.55	22.89		29.36
3	21.05	22.67	20.97	23.01		29.32
4	21.20	24.94	20.86	28.51		31.18
5	21.10	21.42	20.99	23.84		33.21
6	20.50	21.66	20.82	28.72		37.57
7	20.45	21.44	20.87	22.02		34.73
8	21.11	21.27	21.11	24.03		29.34
9	20.51	21.14	20.84	25.20		31.98
10	21.05	21.56	20.54	27.23		31.42
11	25.81	21.05	20.65	25.01		
12	25.44	22.38	20.11	22.62		
13	21.63	21.77	20.72	22.10		
14	22.29	21.68	21.14			
15			20.59			
16						



## Bikes - B Final Leg 2

Pos	Car	Form	Name	Member Type	Result	Ave	Best
1	1		Jack Foord	Guest	13 / 325.77	25.05	15.44
2	3		Brian Foord	Guest	13 / 325.93	25.07	21.25
3	5	F1	Peter Chang	S2008	11 / 323.79	29.43	20.02
4	6		Chris Groom	Guest	9 / 320.77	35.64	26.11
5	2		Matthew Book	Guest	2 / 55.04	27.52	25.51
6	4		Richard Blissett	Guest	0 / 0.00	0.00	0.00

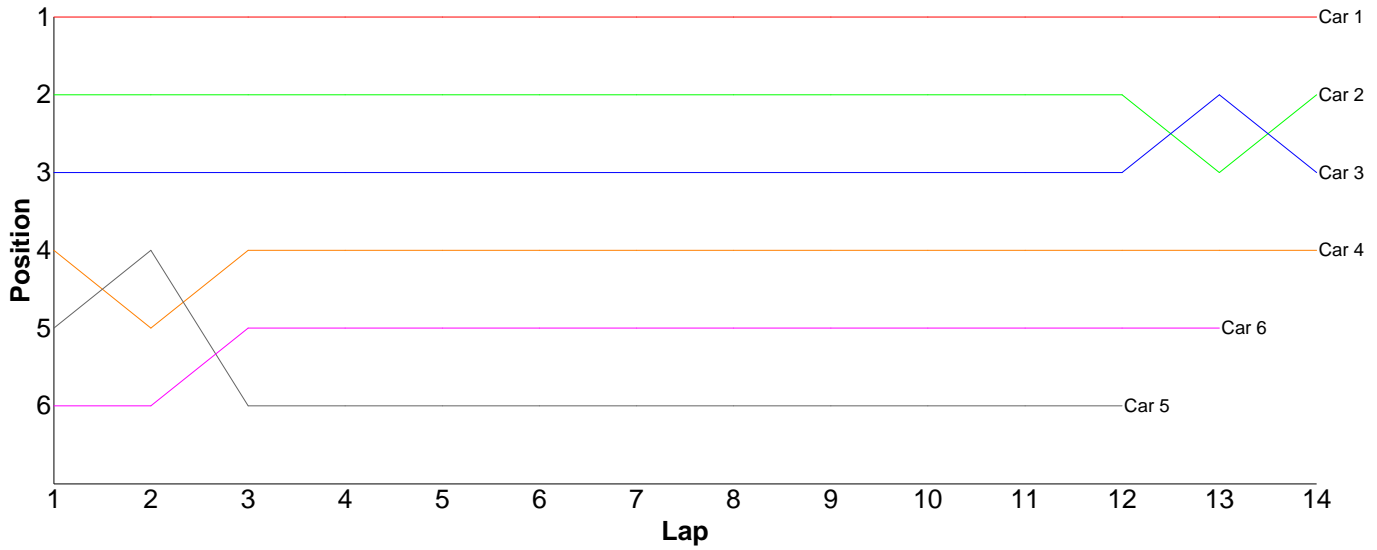
Lap	Car 1	Car 2	Car 3	Car 4	Car 5	Car 6
1	15.44	25.51	21.25		20.02	26.11
2	25.07	29.53	23.98		29.20	31.07
3	24.74		23.63		27.24	32.25
4	25.66		24.79		28.97	40.30
5	25.55		23.79		31.61	39.34
6	30.04		28.53		32.18	44.46
7	26.04		24.40		33.69	35.42
8	26.51		28.41		27.67	40.44
9	25.41		24.91		29.40	31.38
10	25.42		24.18		35.49	
11	24.85		25.01		28.32	
12	25.26		24.22			
13	25.78		28.83			
14						



# Bikes - A Final Leg 2

Pos	Car	Form	Name	Member Type	Result	Ave	Best
1	1		Jevon Frost	S2008	14 / 301.44	21.53	13.90
2	2		Graham Clarke	Guest	14 / 313.42	22.38	16.55
3	3	F1	Andy Carless	S2008	14 / 314.95	22.49	17.29
4	4	F1	Steve Leake	S2008	14 / 323.15	23.08	19.11
5	6	F1	Gerald Page	S2008	13 / 310.08	23.85	22.06
6	5		Simon Lancaster	Guest	12 / 323.81	26.98	19.33

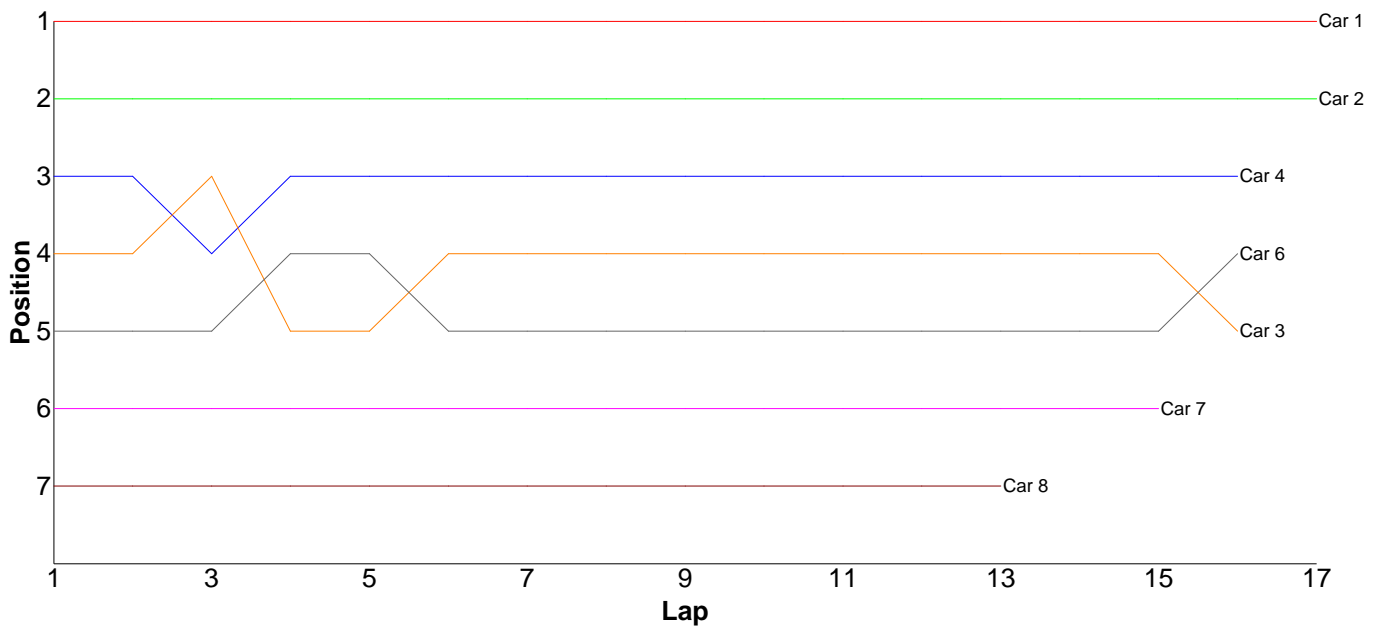
Lap	Car 1	Car 2	Car 3	Car 4	Car 5	Car 6
1	13.90	16.55	17.29	19.11	19.33	22.06
2	21.06	23.20	22.88	23.48	22.85	27.04
3	21.65	22.28	22.70	23.44	33.41	24.09
4	21.35	22.41	22.39	23.02	33.36	23.54
5	21.03	22.21	22.88	26.19	23.46	23.49
6	21.54	21.78	22.62	22.36	22.17	23.71
7	21.49	22.14	22.20	22.31	28.35	23.72
8	28.20	21.58	22.54	22.50	32.73	23.07
9	22.24	22.19	23.76	22.38	30.23	23.91
10	22.35	22.15	22.39	22.25	24.10	24.39
11	22.08	27.46	23.04	22.72	22.47	23.83
12	21.37	22.56	22.94	22.50	31.35	22.96
13	21.84	24.47	22.93	22.98		24.27
14	21.34	22.44	24.39	27.91		
15						



## 27T Stock Touring - A Final Leg 2

Pos	Car	Form	Name	Member Type	Result	Ave	Best
1	1	F1	Kevin Bissell	S2008	17 / 310.94	18.29	17.22
2	2		Jordan Barnes	Guest	17 / 311.90	18.34	17.12
3	4		Chris Bradshaw	Guest	16 / 306.14	19.13	17.98
4	6		Ian Cairns	Guest	16 / 309.82	19.36	18.24
5	3		Mason Sadler	Guest	16 / 317.52	19.84	17.31
6	7	F2	Mick Barnes	S2008	15 / 305.81	20.38	18.96
7	8	F2	Robin Francis	S2008	13 / 300.73	23.13	18.32
=8	5		Trevor Scrase	Guest	0 / 0.00	0.00	0.00
=8	9	F2	Andy Lewis	S2008	0 / 0.00	0.00	0.00

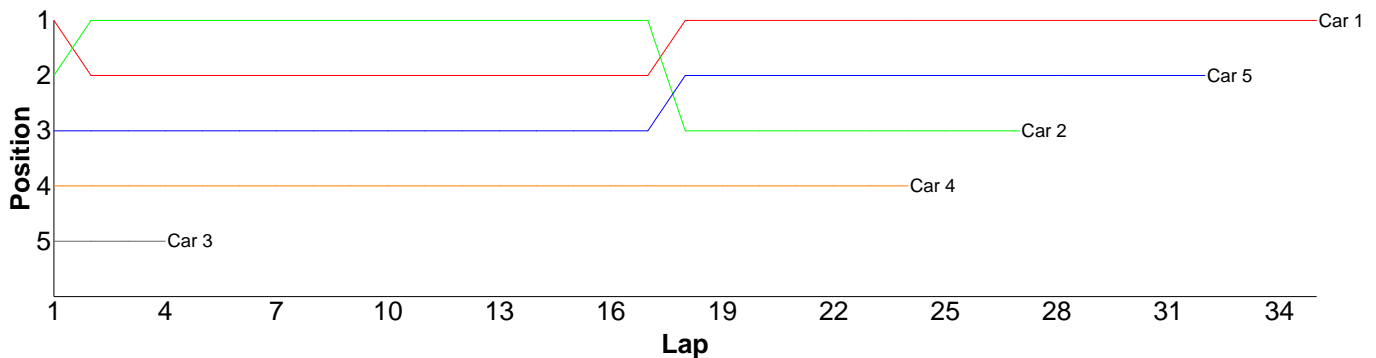
Lap	Car 1	Car 2	Car 3	Car 4	Car 5	Car 6	Car 7	Car 8	Car 9
1	27.08	27.66	30.01	28.86		30.44	32.39	33.32	
2	17.53	17.66	17.89	18.46		18.41	19.17	19.18	
3	17.79	17.52	17.31	18.25		18.59	18.96	20.21	
4	17.63	17.40	21.55	18.34		18.48	19.05	27.50	
5	17.22	17.62	18.01	18.11		18.31	19.27	18.67	
6	17.66	17.33	17.94	18.37		18.82	19.81	19.20	
7	17.56	18.00	17.61	19.09		18.63	20.24	18.84	
8	17.65	17.55	17.85	18.35		18.81	19.92	18.62	
9	17.35	18.65	17.97	18.20		18.24	21.13	44.19	
10	17.69	17.82	21.18	20.03		18.80	19.65	19.63	
11	17.88	17.76	18.28	18.82		18.82	19.06	22.77	
12	17.70	18.61	18.31	18.26		18.50	19.37	20.28	
13	18.23	17.55	19.78	18.12		19.09	19.26	18.32	
14	18.46	17.78	18.08	18.48		18.32	19.15		
15	17.86	17.12	18.02	17.98		18.63	19.38		
16	17.72	17.34	27.73	18.42		18.93			
17	17.93	18.53							
18									



# IC Scale Touring - B Final Leg 2

Pos	Car	Form	Name	Member Type	Result	Ave	Best
1	1	F2	Phillip Pullen	S2008	35 / 615.57	17.58	15.79
2	5	F2	Colin Taggart	S2008	32 / 605.22	18.91	15.53
3	2	F2	James Rumble	S2008	27 / 601.25	22.26	15.73
4	4	F2	Les Mainwaring	S2008	24 / 604.22	25.17	15.64
5	3	F2	Andrew Mills	S2008	4 / 379.18	94.79	16.36
6	6	F2	Jon Wilkins	S2008	0 / 0.00	0.00	0.00

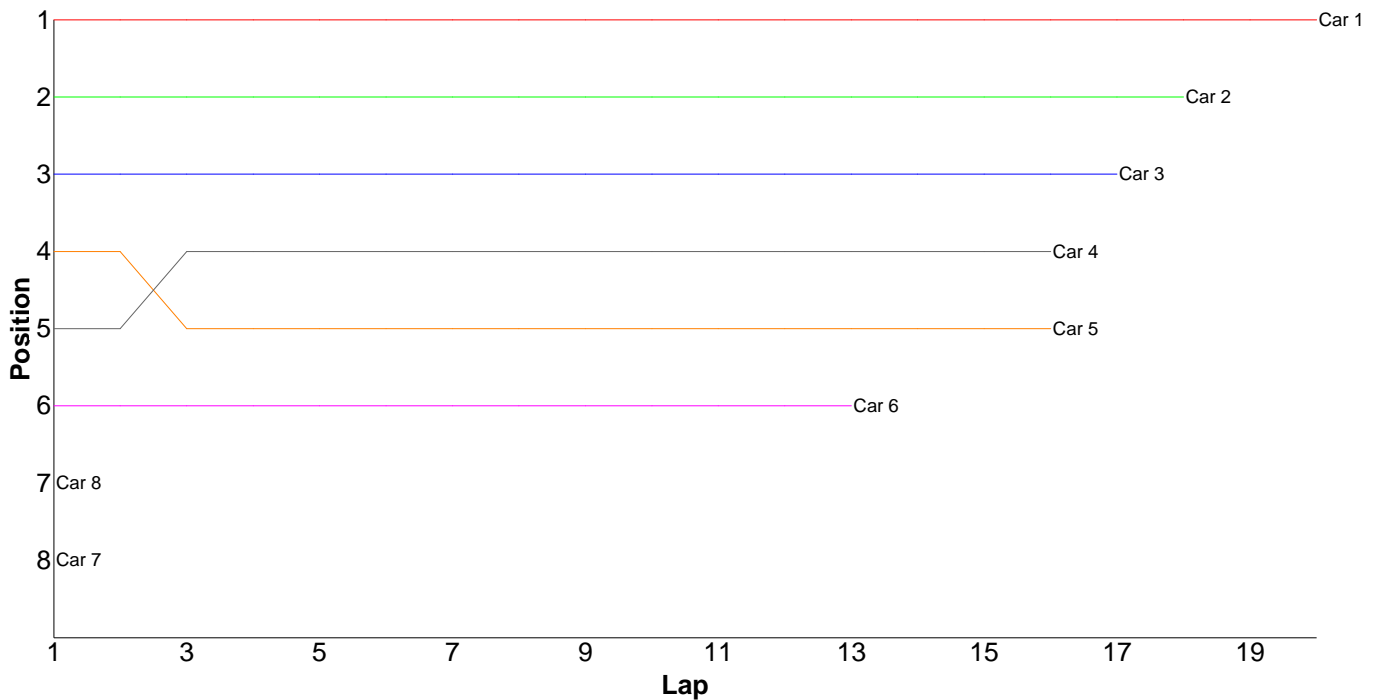
Lap	Car 1	Car 2	Car 3	Car 4	Car 5	Car 6
1	27.32	29.75	238.58	199.31	59.83	
2	19.80	16.47	17.81	17.29	16.35	
3	16.73	15.78	16.36	34.70	17.13	
4	16.59	16.70	106.43	16.31	20.03	
5	16.56	17.03		16.55	16.91	
6	17.33	17.07		16.33	16.83	
7	16.91	16.27		15.67	17.14	
8	16.12	17.22		16.79	16.74	
9	17.70	16.28		16.46	17.56	
10	16.55	16.56		16.26	16.03	
11	16.37	16.41		23.48	16.02	
12	16.97	16.60		15.81	16.30	
13	18.17	16.07		16.65	16.17	
14	16.62	16.43		16.19	15.53	
15	16.21	15.73		19.55	18.42	
16	16.16	15.96		16.33	43.77	
17	16.01	16.71		17.40	15.81	
18	16.16	139.29		15.94	18.80	
19	28.22	16.73		16.38	16.30	
20	17.29	16.09		15.64	15.94	
21	16.13	16.12		16.57	15.94	
22	16.79	21.89		16.37	16.04	
23	15.79	25.24		15.99	16.79	
24	16.87	15.91		16.25	16.75	
25	16.27	23.76			17.42	
26	16.56	17.26			15.96	
27	16.22	15.92			15.79	
28	17.87				15.88	
29	16.10				16.72	
30	23.52				17.54	
31	17.18				16.31	
32	16.89				16.47	
33	17.05					
34	16.12					
35	16.42					
36						



# Electric Outlaw - A Final Leg 2

Pos	Car	Form	Name	Member Type	Result	Ave	Best
1	1	F2	Jevon Frost	S2008	20 / 301.42	15.07	13.91
2	2	F2	Nigel Moss	S2008	18 / 303.51	16.86	15.99
3	3	F2	Martin Trice	S2008	17 / 309.60	18.21	17.01
4	4	F2	Thomas Francis	S2008	16 / 303.07	18.94	17.46
5	5	F1	Neil Pilkington	S2008	16 / 316.63	19.78	17.33
6	6	F1	Dale Roberts	S2008	13 / 301.18	23.16	20.19
7	8	F1	Chris Graco	Guest	1 / 133.92	133.92	133.92
8	7	F1	Scott Stokes	S2007	1 / 142.33	142.33	142.33

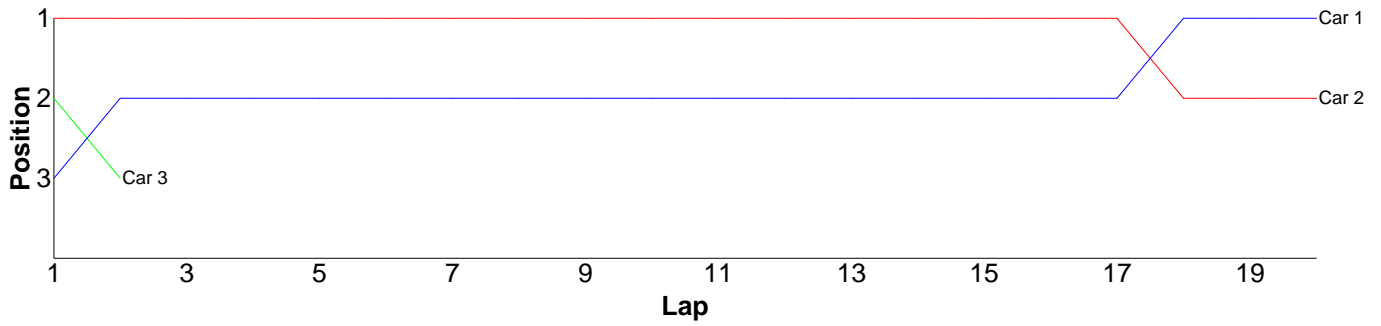
Lap	Car 1	Car 2	Car 3	Car 4	Car 5	Car 6	Car 7	Car 8
1	22.72	27.21	28.07	32.58	31.34	35.94	142.33	133.92
2	14.41	16.62	17.72	18.23	18.69	21.22		
3	14.61	16.07	17.21	18.89	21.60	21.06		
4	15.27	16.47	17.70	17.92	17.89	21.16		
5	14.19	16.12	17.45	18.15	17.81	22.52		
6	15.06	16.01	18.00	18.13	18.11	22.82		
7	14.10	16.28	17.66	18.12	17.76	21.16		
8	15.21	16.34	17.69	17.60	18.03	26.17		
9	15.12	16.00	17.01	17.84	18.01	20.19		
10	13.91	16.53	17.89	17.70	17.35	22.70		
11	13.99	16.02	17.82	18.05	19.81	21.51		
12	14.82	15.99	17.37	17.46	29.22	22.73		
13	14.25	16.25	18.78	18.51	17.60	22.00		
14	14.62	16.29	17.08	17.62	17.33			
15	14.62	16.54	17.18	17.75	18.11			
16	14.13	16.06	17.51	18.52	17.97			
17	16.61	16.26	17.46					
18	14.67	16.45						
19	14.28							
20	14.83							
21								



# 5 Cell Mod / BL - A Final Leg 2

Pos	Car	Form	Name	Member Type	Result	Ave	Best
1	1		Russell Williams	Guest	20 / 306.03	15.30	13.95
2	2		Ben Cane	S2008	20 / 307.51	15.37	14.36
3	3	F1	Glen Westwood	S2008	2 / 42.27	21.13	14.69

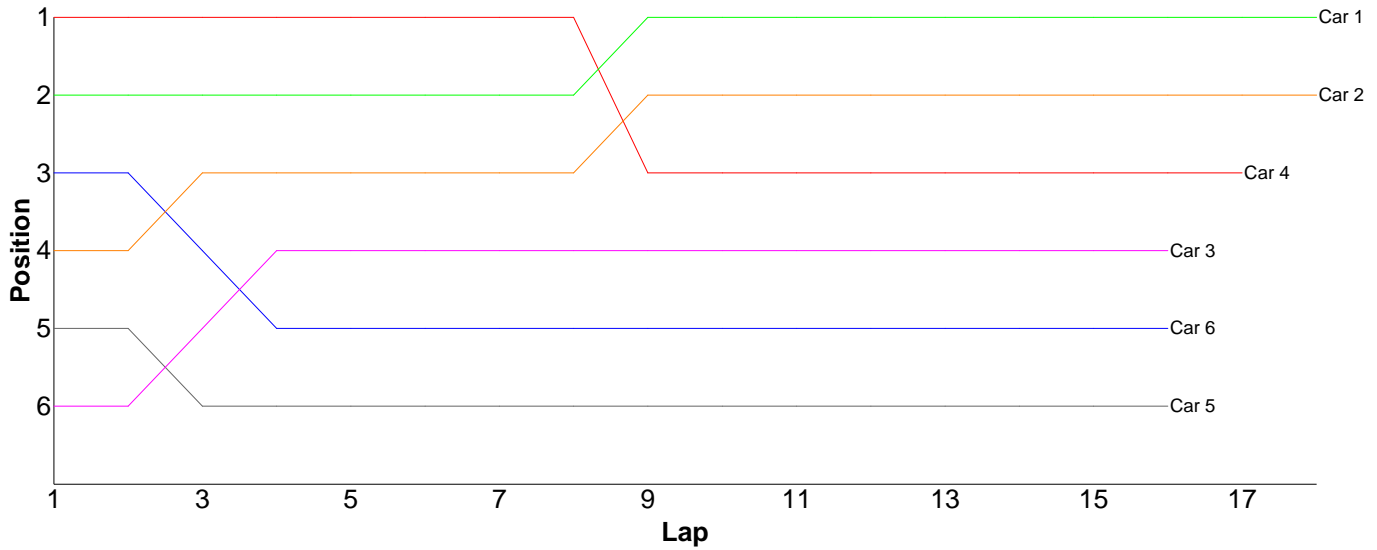
Lap	Car 1	Car 2	Car 3
1	27.63	22.80	27.58
2	13.96	14.57	14.69
3	14.16	14.54	
4	14.35	14.48	
5	13.98	14.50	
6	14.01	14.49	
7	13.95	14.49	
8	14.18	14.48	
9	13.96	14.36	
10	14.11	14.50	
11	14.20	14.46	
12	14.23	14.45	
13	14.15	14.64	
14	14.70	14.65	
15	19.06	19.05	
16	16.71	16.80	
17	14.87	14.78	
18	14.34	14.83	
19	14.46	15.03	
20	15.02	15.61	
21			



# Pro-Stock - B Final Leg 2

Pos	Car	Form	Name	Member Type	Result	Ave	Best
1	1	F1	Kevin Bissell	S2008	18 / 311.41	17.30	16.12
2	2	F1	Neil Pilkington	S2008	18 / 315.49	17.52	16.16
3	4		Tony Foster	Guest	17 / 300.89	17.69	16.63
4	3		Paul Barnes	Guest	16 / 300.12	18.75	16.13
5	6	F1	Neil Talbot	S2008	16 / 306.90	19.18	17.13
6	5		Brian Killick	Guest	16 / 318.13	19.88	17.88
7	7		Graham Clarke	Guest	0 / 0.00	0.00	0.00

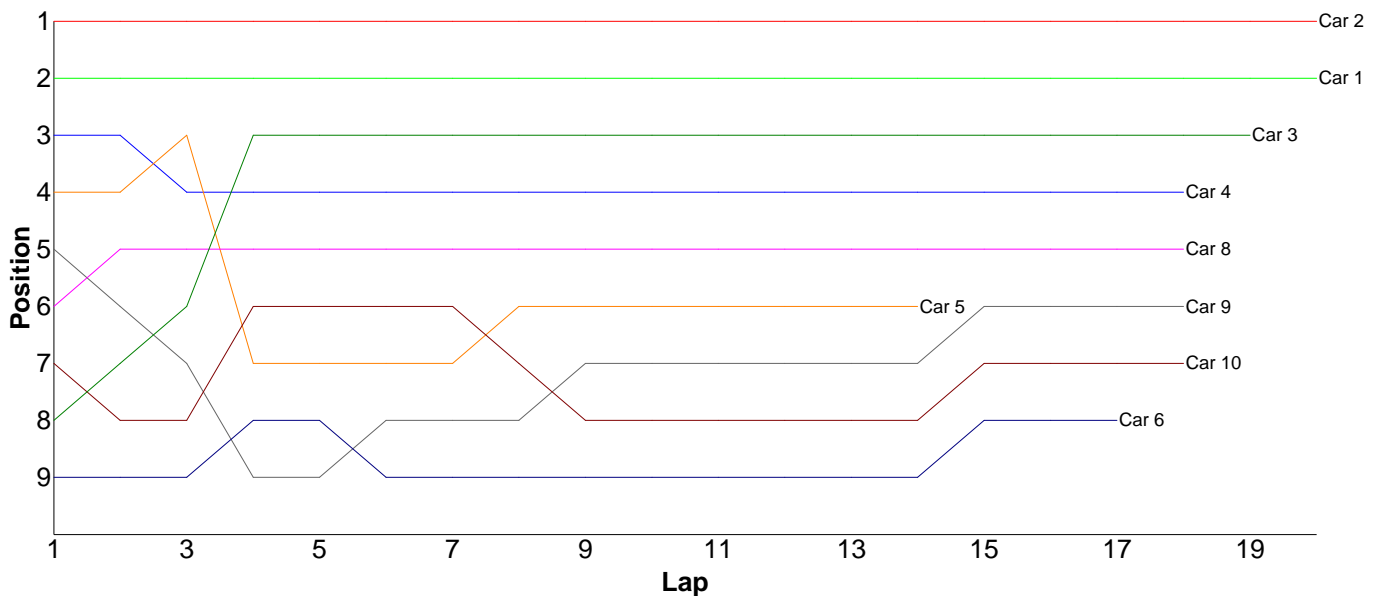
Lap	Car 1	Car 2	Car 3	Car 4	Car 5	Car 6	Car 7
1	27.89	30.89	33.99	26.94	31.61	29.71	
2	19.02	16.86	17.84	16.74	18.95	17.88	
3	16.39	16.98	16.61	16.95	19.17	19.51	
4	16.61	16.66	16.83	16.95	18.83	19.24	
5	16.43	16.49	17.61	16.99	18.42	19.68	
6	16.29	16.31	16.95	17.23	19.24	18.72	
7	16.68	16.52	19.62	16.91	19.01	18.82	
8	16.55	16.31	20.21	16.63	19.24	18.18	
9	16.89	16.51	16.85	18.69	18.04	20.25	
10	16.70	16.56	16.85	17.17	19.01	18.82	
11	16.24	16.28	16.65	16.90	17.97	18.03	
12	16.22	16.35	16.13	17.28	18.61	17.13	
13	16.33	16.30	16.93	16.94	18.33	18.01	
14	16.42	16.52	16.25	17.00	18.30	17.40	
15	16.12	16.16	23.29	17.19	17.88	17.37	
16	16.52	17.73	17.51	17.07	25.52	18.15	
17	16.65	17.80		17.31			
18	17.46	18.26					
19							



# Pro-Stock - A Final Leg 2

Pos	Car	Form	Name	Member Type	Result	Ave	Best
1	2	F1	Jay Westwood	S2008	20 / 316.26	15.81	15.00
2	1		Mark Sadler	Guest	20 / 316.65	15.83	14.89
3	3	F1	Dan Ghibaldan	S2007	19 / 304.89	16.04	14.97
4	4		Aaron Palmer	Guest	18 / 300.07	16.67	15.21
5	8	F1	Ori Sohachevsky	S2007	18 / 302.58	16.81	15.55
6	9	F1	Dave Skelton	S2008	18 / 310.41	17.24	15.83
7	10	F1	Matthew Quinlisk	S2008	18 / 313.03	17.39	15.74
8	6	F1	Nick Adams	S2008	17 / 311.21	18.30	15.50
9	5	F1	Nigel Moss	S2008	14 / 239.94	17.13	15.52
10	7		Philip Williams	Guest	0 / 0.00	0.00	0.00

Lap	Car 1	Car 2	Car 3	Car 4	Car 5	Car 6	Car 7	Car 8	Car 9	Car 10
1	24.28	23.36	29.61	24.51	25.99	30.02		26.75	26.55	28.89
2	15.37	15.00	15.06	15.64	15.92	18.35		16.08	17.62	17.26
3	14.89	15.18	14.97	19.01	17.07	16.31		16.42	17.84	16.64
4	15.04	15.08	15.30	15.93	21.30	16.01		16.52	19.57	16.07
5	15.16	15.49	15.11	15.74	16.17	16.19		16.01	15.97	16.13
6	15.05	15.12	15.42	15.35	15.60	19.33		15.74	16.12	16.08
7	14.94	15.05	15.35	15.21	15.68	21.57		16.56	16.98	16.14
8	15.21	15.15	15.25	15.76	15.82	24.56		16.01	17.11	18.49
9	15.12	15.51	15.12	15.38	15.73	16.70		16.43	16.89	21.22
10	15.06	15.02	15.19	15.59	15.52	15.97		15.55	16.37	16.27
11	15.31	15.16	15.05	15.58	16.72	16.27		15.67	15.95	16.07
12	15.42	15.15	15.47	15.98	16.09	15.50		16.04	16.43	16.00
13	15.18	15.19	15.41	16.79	15.53	15.70		15.99	16.82	16.24
14	15.09	15.14	15.46	15.29	16.80	16.65		17.02	16.09	15.84
15	15.39	15.18	15.06	15.94		18.17		15.89	15.91	15.95
16	15.31	15.06	15.91	17.72		17.60		15.89	15.83	15.74
17	15.24	15.31	15.40	15.70		16.31		16.60	16.14	18.09
18	15.19	15.35	15.12	18.95				17.41	16.22	15.91
19	16.95	15.34	15.63							
20	17.45	19.42								
21										



## IC Scale Touring - A Final Leg 2

Pos	Car	Form	Name	Member Type	Result	Ave	Best
1	1	F1	John Zottl	S2008	10 / 0.00	0.00	0.00
2	2	F1	Aaron Wearn	S2008	9 / 0.00	0.00	0.00
3	3	F1	Iain Hollands	S2008	8 / 0.00	0.00	0.00
4	4	F1	Mark Sellars	S2008	7 / 0.00	0.00	0.00
5	5	F2	Jim Beesley	S2008	6 / 0.00	0.00	0.00
6	6	F2	David Forsythe	S2008	5 / 0.00	0.00	0.00
7	7	F2	Michael Pilgram	J2008	4 / 0.00	0.00	0.00
8	8	F2	Mike Paine	S2008	3 / 0.00	0.00	0.00
9	9	F2	Stephen Mills	S2008	2 / 0.00	0.00	0.00
10	10		Gary Fuller	Guest	1 / 43.57	43.57	16.37

Lap	Car 1	Car 2	Car 3	Car 4	Car 5	Car 6	Car 7	Car 8	Car 9	Car 10
1										27.20
2										16.37
3										

Produced by RC-Timing 2006 on 02 Mar 2008, 5:34 PM. [www.RC-Timing.com](http://www.RC-Timing.com)