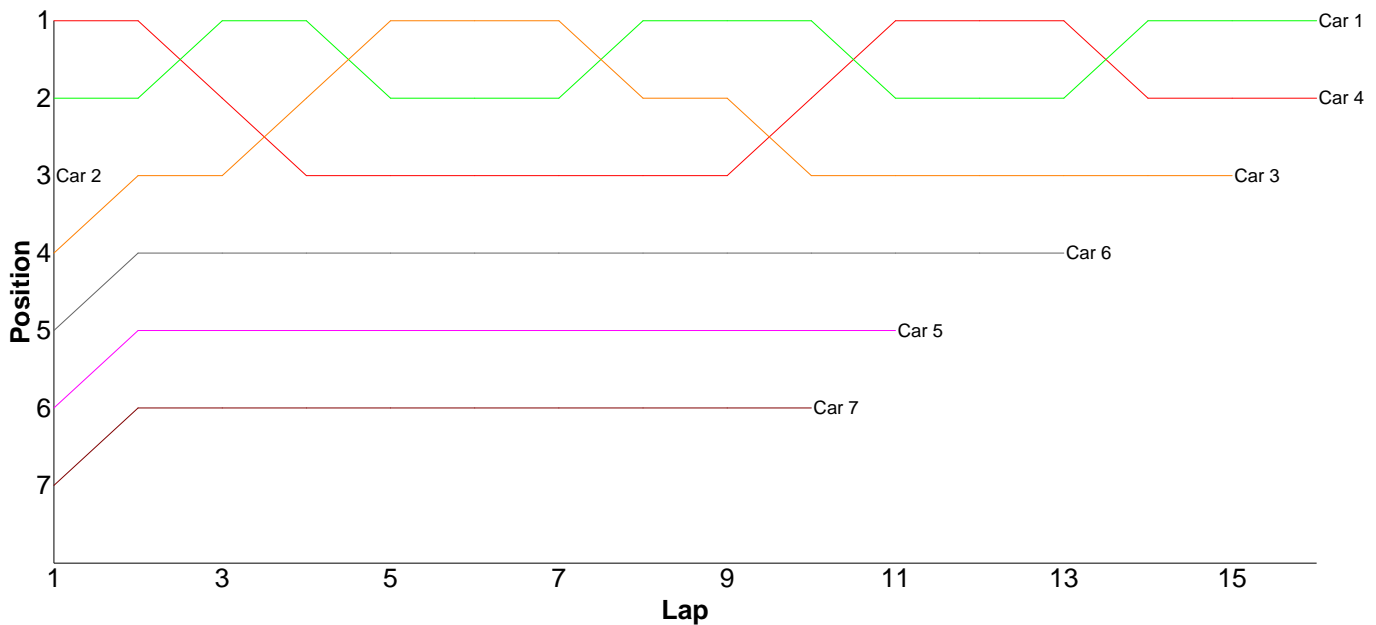


Race Results

Heat 1 - Round 1 (27T Stock Touring)

Pos	Car	Form	Name	Result	Ave	Best
1	1	F1	Kevin Bissell	16 / 318.51	19.90	18.99
2	4		Chris Bradshaw	16 / 319.30	19.95	19.26
3	3		Trevor Scrase	15 / 302.63	20.17	18.60
4	6	F2	Robin Francis	13 / 309.45	23.80	20.23
5	5	F2	Simon Anderson	11 / 316.76	28.79	24.04
6	7	F2	Andy Lewis	10 / 312.45	31.24	26.86
7	2		Ian Cairns	1 / 20.60	20.60	20.60

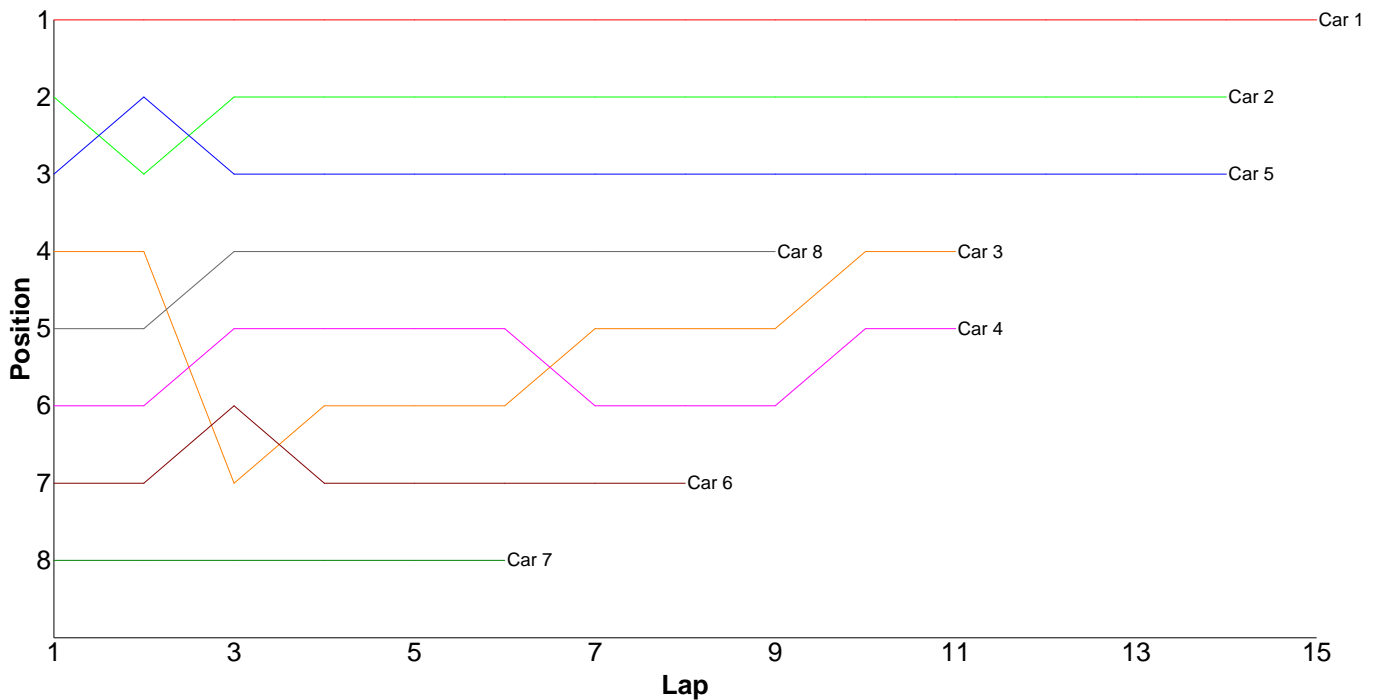
Lap	Car 1	Car 2	Car 3	Car 4	Car 5	Car 6	Car 7
1	20.54	20.60	22.23	20.14	33.55	26.56	33.89
2	20.05		19.48	20.40	26.73	23.24	31.47
3	19.92		19.66	20.57	26.90	21.68	26.86
4	19.30		19.13	19.69	24.04	32.25	28.85
5	19.69		18.60	19.26	28.41	21.94	30.16
6	20.12		19.17	20.01	28.58	21.14	31.18
7	19.30		19.86	19.73	26.75	20.65	31.58
8	18.99		19.84	19.39	48.10	23.16	30.89
9	19.28		20.15	19.73	24.47	23.72	37.60
10	19.51		21.99	20.58	24.90	32.00	29.97
11	22.43		19.18	19.33	24.33	20.23	
12	20.10		20.83	19.90		21.11	
13	19.60		19.59	19.91		21.77	
14	19.52		22.20	21.19			
15	19.64		20.72	19.59			
16	20.52			19.88			
17							



Heat 2 - Round 1 (Tamiya Stock)

Pos	Car	Form	Name	Result	Ave	Best
1	1		Rob Baxter	15 / 315.28	21.01	20.15
2	2	F1	Tim Webb	14 / 305.06	21.79	21.29
3	5	F1	Scott Stokes	14 / 322.96	23.06	21.01
4	3	F1	Kieran Stokes	11 / 304.56	27.68	21.57
5	4	F4	Martin Duplock	11 / 314.66	28.60	26.18
6	8	F2	Paul Barrett	9 / 218.23	24.24	21.73
7	6	F2	Dale Roberts	8 / 261.14	32.64	25.91
8	7	F2	Dawn Skelton	6 / 272.89	45.48	19.79

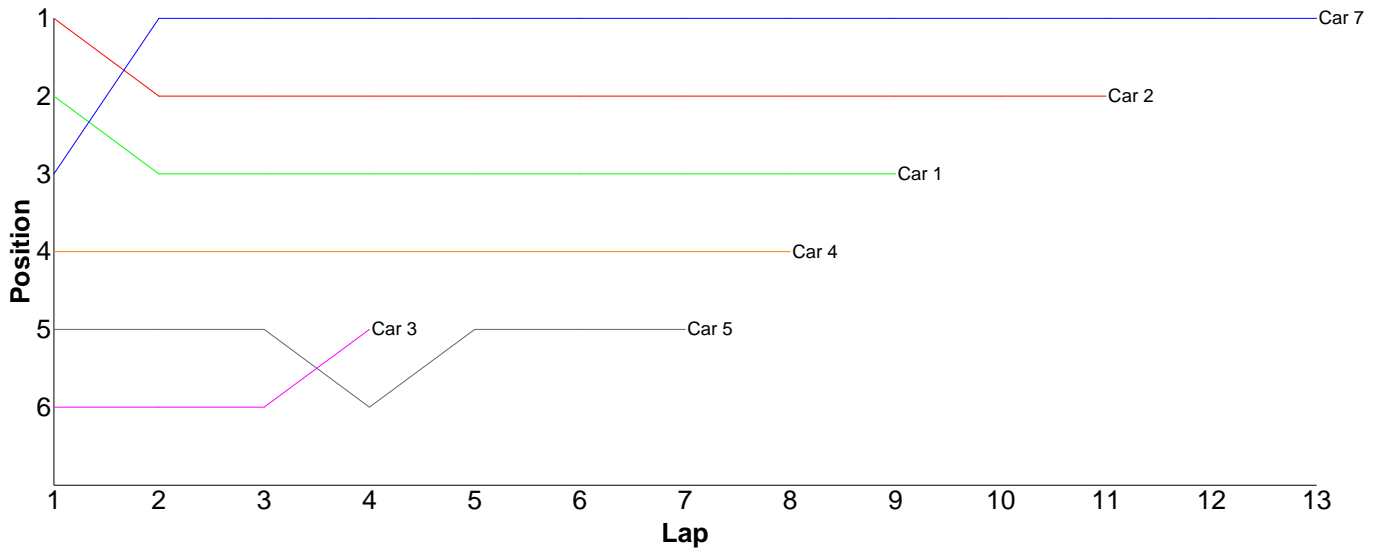
Lap	Car 1	Car 2	Car 3	Car 4	Car 5	Car 6	Car 7	Car 8
1	20.15	21.40	22.19	30.16	21.89	34.22	51.75	24.66
2	20.69	21.82	25.60	28.68	21.17	36.62	57.90	24.06
3	20.64	21.87	62.64	27.52	22.19	36.32	19.79	23.15
4	21.71	21.71	24.03	28.16	25.89	30.47	36.18	23.27
5	20.51	21.62	22.52	30.19	21.01	25.91	65.98	23.20
6	20.21	21.35	21.57	29.10	25.19	26.32	41.29	21.73
7	20.41	21.29	23.08	30.26	21.27	32.76		23.56
8	20.77	22.31	22.92	27.35	25.94	38.52		23.34
9	20.19	21.77	33.18	27.26	21.98			31.26
10	21.26	21.90	22.89	26.18	25.94			
11	20.65	21.46	23.94	29.80	23.72			
12	20.74	21.65			21.70			
13	21.46	21.58			21.45			
14	21.82	23.33			23.62			
15	24.07							
16								



Heat 3 - Round 1 (Bikes)

Pos	Car	Form	Name	Result	Ave	Best
1	7		Graham Clarke	13 / 316.41	24.33	22.48
2	2		Simon Lancaster	11 / 312.68	28.42	23.32
3	1	F1	Matt Tims	9 / 268.95	29.88	23.96
4	4		Chris Groom	8 / 255.31	31.91	27.81
5	5	F1	Peter Chang	7 / 292.70	41.81	30.74
6	3		Fred Martin	4 / 180.89	45.22	33.18
7	6		Matthew Book	0 / 0.00	0.00	0.00

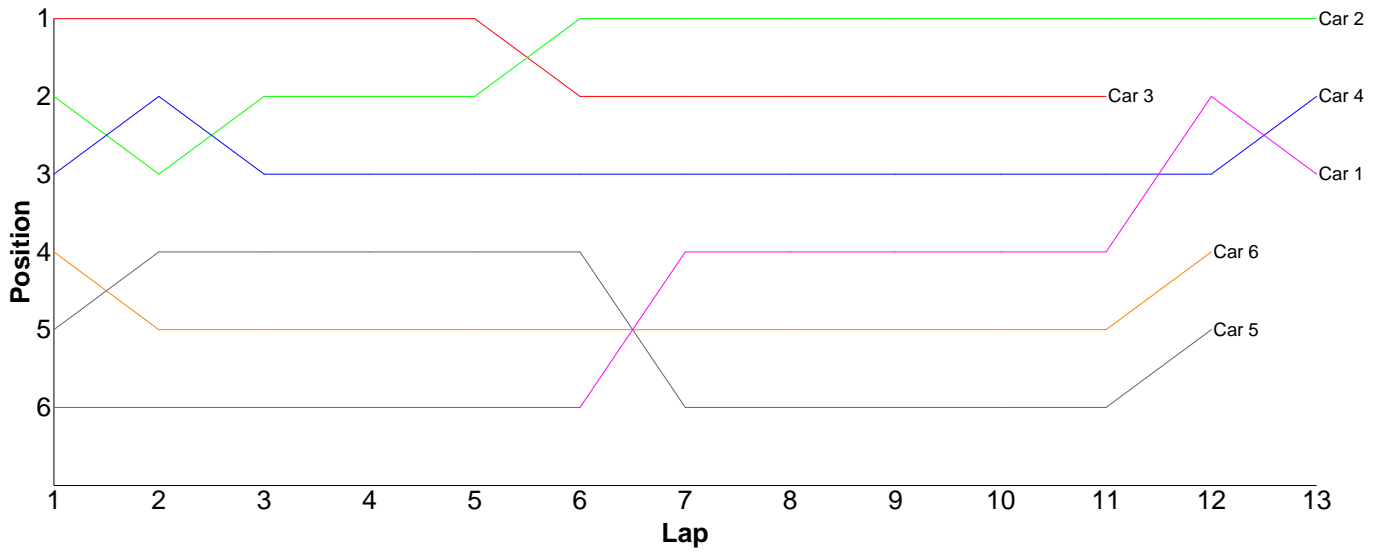
Lap	Car 1	Car 2	Car 3	Car 4	Car 5	Car 6	Car 7
1	25.68	24.73	60.83	33.59	44.74		25.87
2	24.70	25.31	36.94	27.81	41.81		22.54
3	30.26	24.86	49.94	32.91	44.91		22.80
4	29.37	30.36	33.18	36.03	50.66		22.48
5	23.96	23.76		29.47	35.61		22.61
6	50.06	29.55		28.69	44.23		23.24
7	24.34	36.86		32.86	30.74		22.57
8	31.18	32.86		33.95			22.78
9	29.40	29.68					23.82
10		31.39					27.00
11		23.32					33.09
12							24.91
13							22.70
14							



Heat 4 - Round 1 (Bikes)

Pos	Car	Form	Name	Result	Ave	Best
1	2	F1	Steve Leake	13 / 305.06	23.46	22.23
2	4	F1	Andy Carless	13 / 314.35	24.18	22.54
3	1		Jevon Frost	13 / 321.38	24.72	21.56
4	6		Dave Richards	12 / 310.78	25.89	24.29
5	5	F1	Scott Adderson	12 / 316.67	26.38	23.69
6	3	F1	Roki Read	11 / 259.85	23.62	22.43

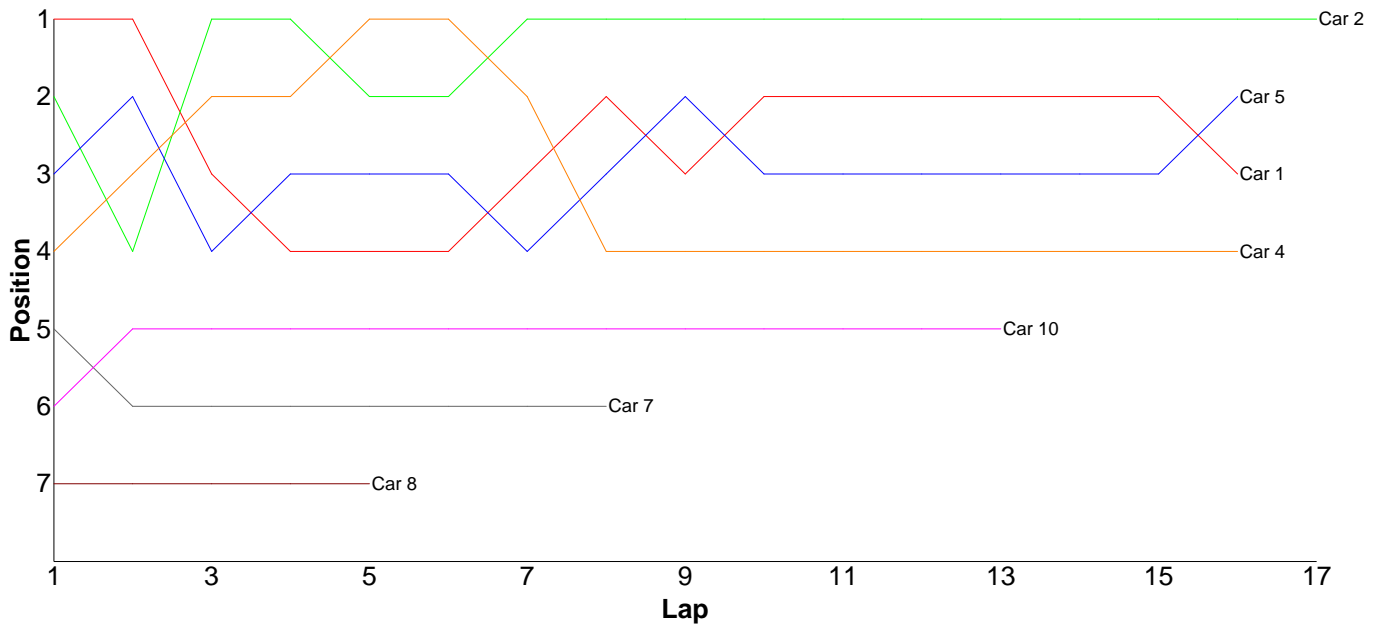
Lap	Car 1	Car 2	Car 3	Car 4	Car 5	Car 6
1	32.77	23.25	22.87	23.93	25.03	24.83
2	28.09	24.31	22.91	22.54	24.94	25.41
3	22.38	22.54	22.85	23.73	24.94	25.68
4	24.73	22.64	22.79	23.62	25.18	24.81
5	22.49	22.23	22.65	24.37	24.21	24.47
6	23.35	22.60	26.58	24.04	23.69	24.29
7	22.70	24.37	27.51	26.40	32.28	29.25
8	21.56	23.57	23.80	26.17	28.36	24.41
9	25.31	22.81	22.43	24.08	32.51	27.24
10	22.21	22.90	22.80	23.15	25.50	24.50
11	21.83	23.27	22.66	23.48	24.88	29.72
12	22.73	24.14		24.68	25.15	26.17
13	31.23	26.43		24.16		
14						



Heat 5 - Round 1 (<IC Tour + Outlaw>)

Pos	Car	Form	Name	Class	Result	Ave	Best
1	2	F2	Mike Paine	IC Scale Touring	17 / 309.38	18.19	16.29
2	5		Gary Fuller	IC Scale Touring	16 / 301.32	18.83	17.05
3	1	F2	James Rumble	IC Scale Touring	16 / 305.74	19.10	16.61
4	4	F2	Phillip Pullen	IC Scale Touring	16 / 313.99	19.62	18.02
5	10	F2	Jim Beesley	IC Scale Touring	13 / 315.17	24.24	16.32
6	7	F2	James Stone	IC Scale Touring	8 / 261.93	32.74	17.68
7	8		Roy Kelley	IC Scale Touring	5 / 306.78	61.35	19.43
=8	3	F2	Stephen Mills	IC Scale Touring	0 / 0.00	0.00	0.00
=8	6		Jon Wilkins	200mm IC Outlaw	0 / 0.00	0.00	0.00
=8	9	F2	Michael Pilgram	IC Scale Touring	0 / 0.00	0.00	0.00

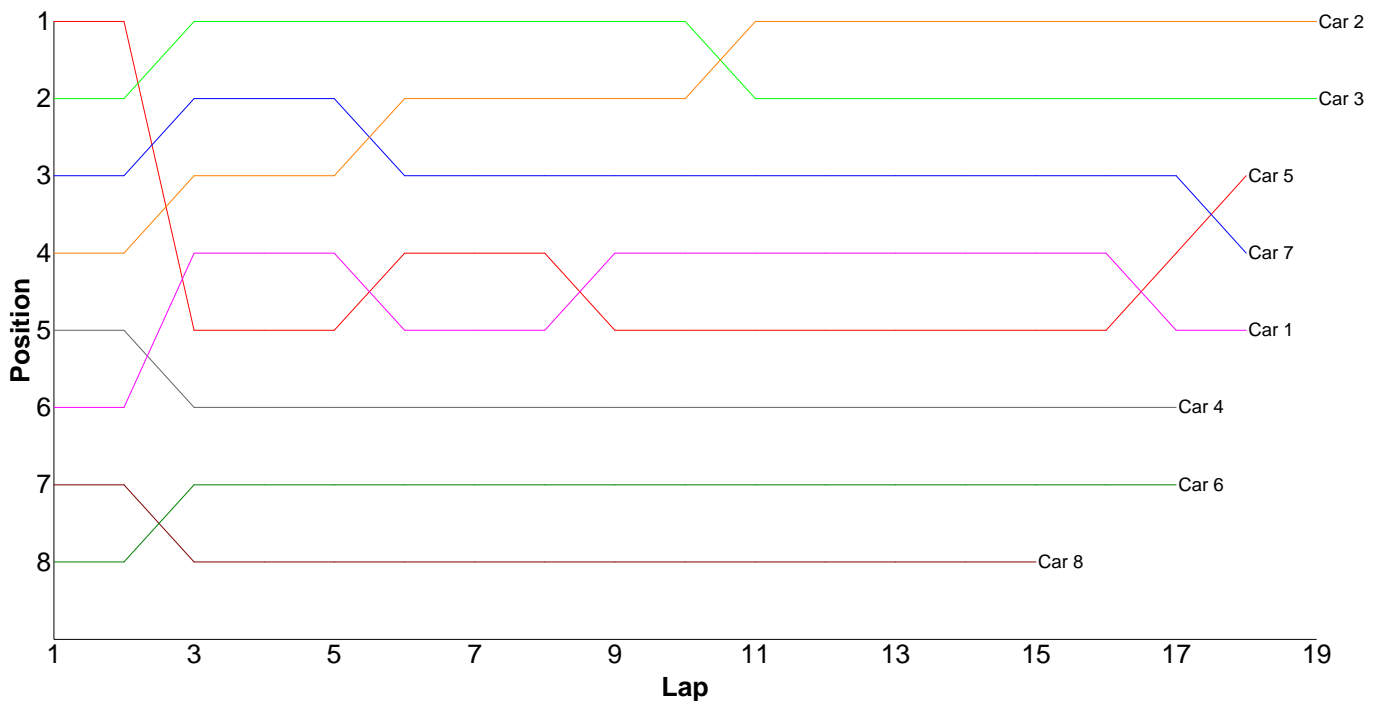
Lap	Car 1	Car 2	Car 3	Car 4	Car 5	Car 6	Car 7	Car 8	Car 9	Car 10
1	18.03	18.07		19.39	18.51		21.57	224.69		109.13
2	17.93	22.68		20.51	19.06		107.77	20.30		16.41
3	26.65	17.74		18.83	25.72		17.68	19.47		17.08
4	20.60	17.71		20.25	18.90		19.45	19.43		17.10
5	18.09	22.60		18.80	18.51		18.67	22.89		16.84
6	17.75	17.49		18.26	18.18		24.44			16.86
7	16.80	16.81		19.01	18.84		30.43			16.81
8	16.78	17.11		27.89	18.77		21.92			20.57
9	21.67	17.15		19.81	17.40					17.74
10	16.70	17.13		18.53	17.35					17.09
11	16.92	16.29		21.12	19.23					16.75
12	16.61	16.72		18.20	18.68					16.32
13	17.92	16.80		18.47	17.97					16.47
14	16.79	17.54		18.02	18.02					
15	17.25	17.36		18.16	19.13					
16	29.25	17.75		18.74	17.05					
17		22.43								
18										



Heat 6 - Round 1 (<Pro-Stock + EP O/L>)

Pos	Car	Form	Name	Class	Result	Ave	Best
1	2	F1	Nigel Moss	Pro-Stock	19 / 312.46	16.44	15.88
2	3	F1	Matthew Quinlisk	Pro-Stock	19 / 316.08	16.63	16.28
3	5		Rob Baxter	Pro-Stock	18 / 305.33	16.96	15.79
4	7		Aaron Palmer	Pro-Stock	18 / 305.96	16.99	16.21
5	1	F1	Nick Adams	Pro-Stock	18 / 307.32	17.07	16.26
6	4	F1	Kevin Bissell	Pro-Stock	17 / 301.33	17.72	17.23
7	6	F1	Dave Skelton	Pro-Stock	17 / 318.50	18.73	16.75
8	8		Martin Trice	Electric Outlaw	15 / 306.97	20.46	18.46

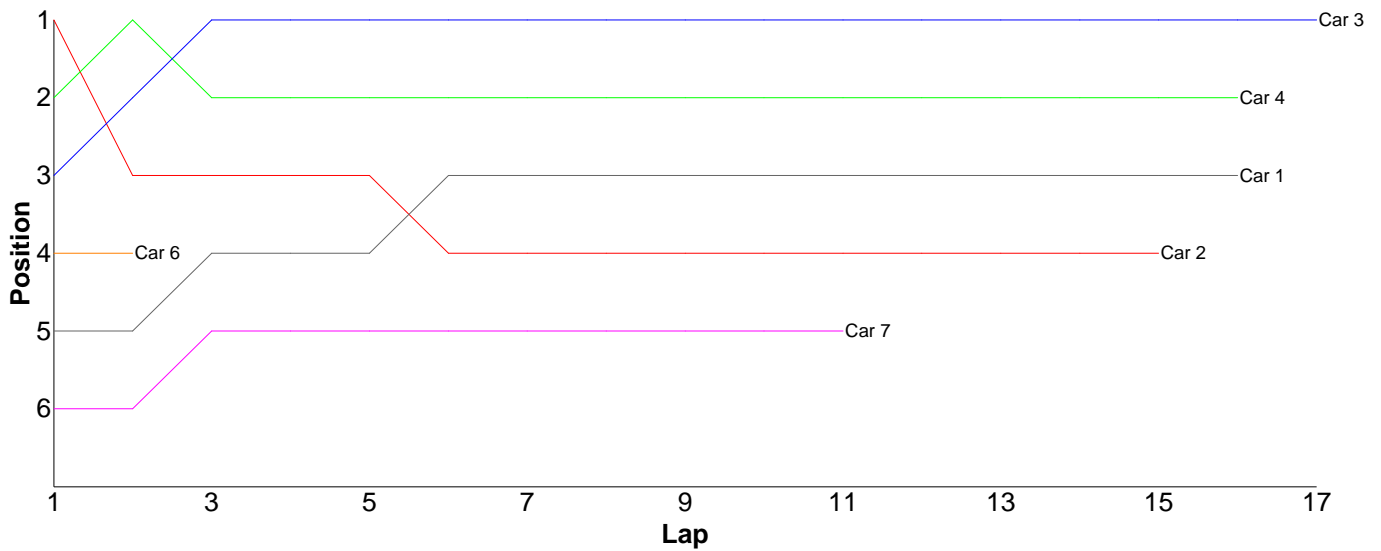
Lap	Car 1	Car 2	Car 3	Car 4	Car 5	Car 6	Car 7	Car 8
1	19.88	17.47	17.29	18.88	16.86	21.83	17.38	20.25
2	16.93	18.52	16.37	17.78	16.56	17.56	16.63	18.75
3	16.49	17.14	16.74	18.16	21.13	17.95	16.92	19.65
4	16.67	16.43	16.62	17.61	16.19	17.58	16.77	18.46
5	16.60	16.23	16.64	17.37	16.02	17.01	16.78	25.81
6	17.32	16.26	16.77	17.64	16.92	17.32	17.64	20.57
7	16.26	16.30	16.45	18.37	16.16	17.14	16.64	28.89
8	16.75	16.59	16.73	17.23	15.79	17.37	16.61	19.28
9	16.61	16.33	16.78	17.54	24.94	18.46	16.88	19.74
10	16.78	15.88	16.39	17.37	16.19	25.53	16.48	19.11
11	17.27	16.18	17.31	17.43	16.09	16.75	16.21	19.33
12	16.80	16.03	16.54	18.21	16.00	16.87	16.49	19.29
13	17.40	15.89	16.55	17.45	15.88	17.02	16.52	18.88
14	16.67	16.17	16.28	17.78	16.05	23.91	17.79	19.31
15	16.76	16.38	16.63	17.92	16.35	17.99	16.67	19.65
16	16.47	16.10	16.49	17.30	15.83	18.28	16.87	
17	18.54	16.20	16.38	17.29	16.43	19.93	17.80	
18	17.12	16.22	16.57		15.94		18.88	
19		16.14	16.55					
20								



Heat 1 - Round 2 (27T Stock Touring)

Pos	Car	Form	Name	Result	Ave	Best
1	3		Trevor Scrase	17 / 317.99	18.70	18.00
2	4		Chris Bradshaw	16 / 304.59	19.03	18.29
3	1	F1	Kevin Bissell	16 / 309.30	19.33	18.36
4	2		Ian Cairns	15 / 302.63	20.17	18.17
5	7	F2	Andy Lewis	11 / 304.04	27.64	24.82
6	6	F2	Robin Francis	2 / 40.73	20.36	20.13
7	5	F2	Simon Anderson	0 / 0.00	0.00	0.00

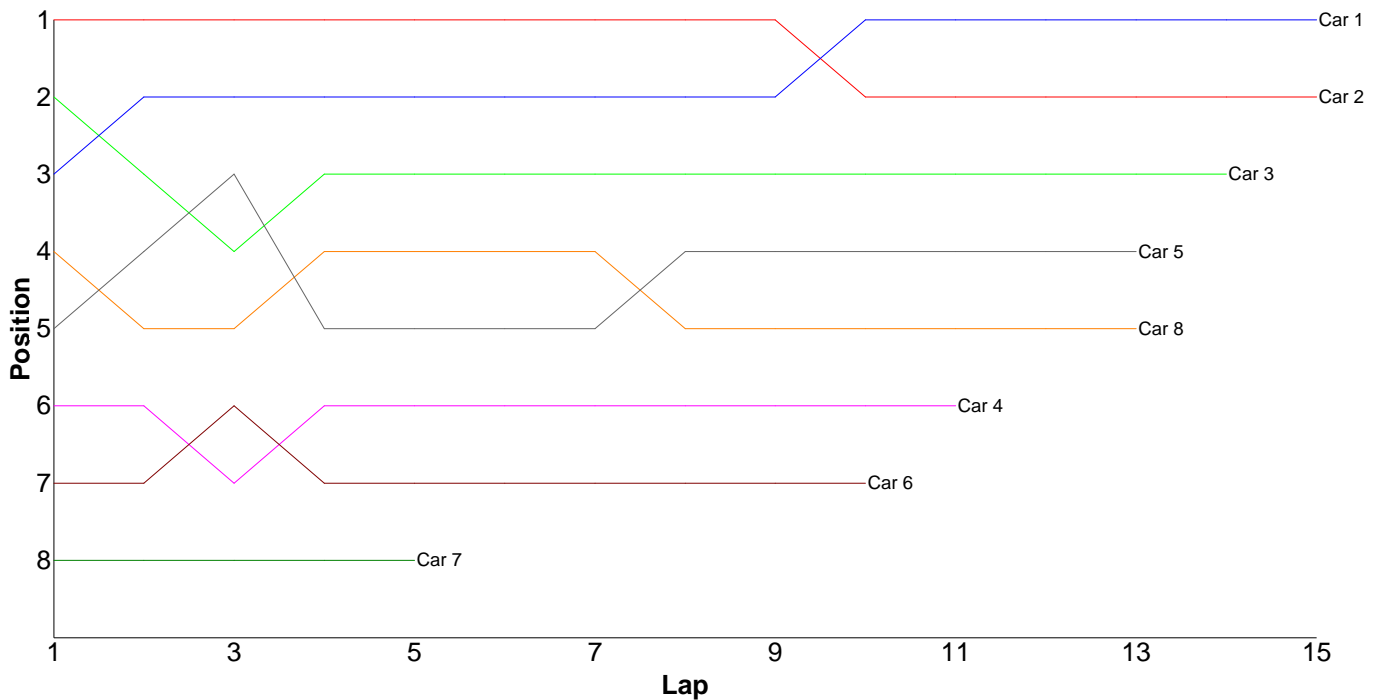
Lap	Car 1	Car 2	Car 3	Car 4	Car 5	Car 6	Car 7
1	24.02	18.69	19.41	19.01		20.60	26.37
2	19.16	22.04	18.57	18.76		20.13	29.14
3	19.72	18.91	18.00	18.51			28.13
4	18.59	18.37	18.20	18.71			29.09
5	18.50	18.17	18.80	18.69			27.44
6	18.71	32.68	18.56	20.97			31.11
7	18.36	19.49	19.29	18.54			27.58
8	19.31	18.45	18.84	19.29			24.82
9	20.57	18.72	18.48	18.43			28.85
10	19.75	19.15	18.81	19.13			25.08
11	18.74	18.70	19.30	19.00			26.43
12	18.77	19.09	18.17	18.29			
13	18.87	18.41	18.83	18.68			
14	18.55	19.47	19.19	18.79			
15	18.67	22.29	18.48	20.16			
16	19.01		18.85	19.63			
17			18.21				
18							



Heat 2 - Round 2 (Tamiya Stock)

Pos	Car	Form	Name	Result	Ave	Best
1	1		Rob Baxter	15 / 306.66	20.44	19.92
2	2	F1	Tim Webb	15 / 312.64	20.84	20.21
3	3	F1	Kieran Stokes	14 / 313.04	22.36	21.24
4	5	F1	Scott Stokes	13 / 308.23	23.71	21.05
5	8	F2	Paul Barrett	13 / 317.17	24.39	21.76
6	4	F4	Martin Duplock	11 / 325.04	29.54	26.13
7	6	F2	Dale Roberts	10 / 301.80	30.18	23.15
8	7	F2	Dawn Skelton	5 / 279.47	55.89	40.55

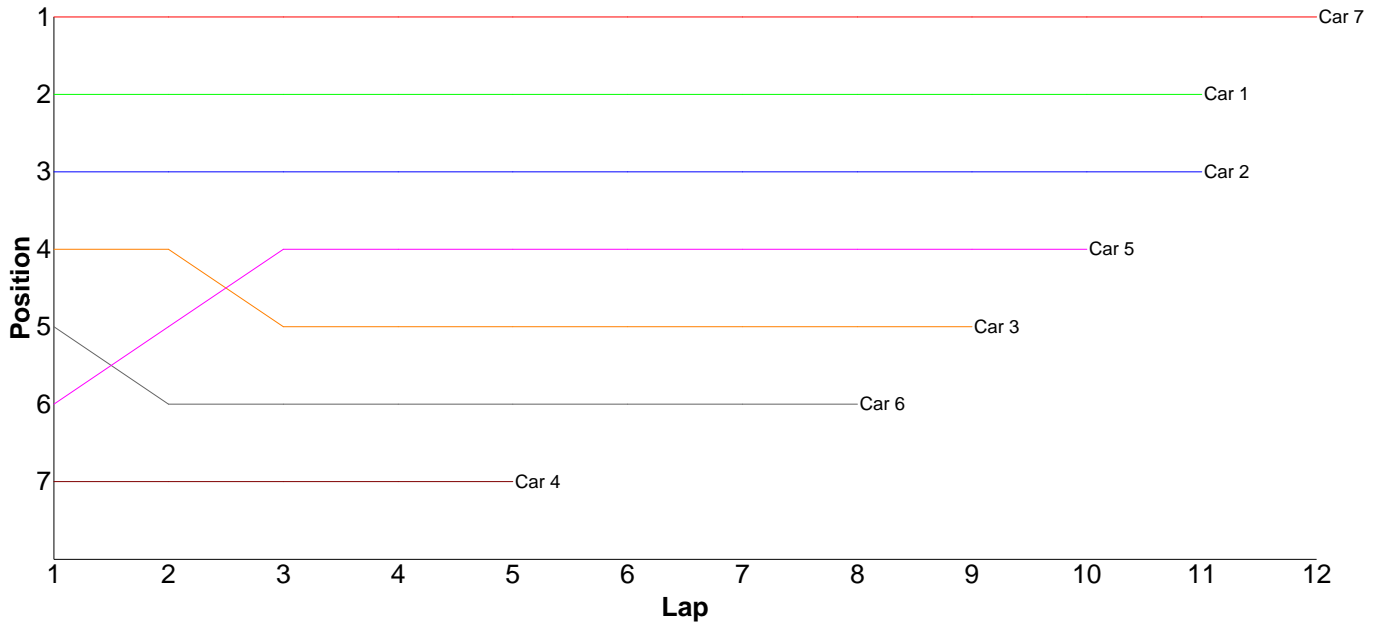
Lap	Car 1	Car 2	Car 3	Car 4	Car 5	Car 6	Car 7	Car 8
1	22.57	20.27	21.72	30.06	24.92	30.48	91.31	24.91
2	20.37	20.21	23.78	30.15	21.13	33.94	51.21	22.06
3	20.34	20.30	22.06	36.19	21.05	29.10	40.55	21.76
4	20.00	20.57	21.91	31.05	33.30	34.17	42.56	24.92
5	20.16	20.34	21.24	27.29	28.16	35.66	53.84	22.69
6	20.80	21.45	21.54	26.30	21.37	30.29		22.16
7	20.90	20.75	22.07	26.71	22.11	32.24		28.02
8	20.64	20.55	21.47	27.74	21.05	25.31		33.33
9	20.00	20.88	21.57	26.13	21.29	23.15		22.72
10	20.03	21.60	25.62	33.74	21.95	27.46		23.06
11	20.42	20.84	22.50	29.68	23.78			23.07
12	20.19	20.89	21.56		23.71			25.29
13	19.97	20.91	23.92		24.41			23.18
14	19.92	20.87	22.08					
15	20.35	22.21						
16								



Heat 3 - Round 2 (Bikes)

Pos	Car	Form	Name	Result	Ave	Best
1	7		Graham Clarke	12 / 301.20	25.10	22.33
2	1	F1	Matt Tims	11 / 300.33	27.30	23.40
3	2		Simon Lancaster	11 / 308.06	28.00	23.09
4	5	F1	Peter Chang	10 / 334.62	33.46	27.72
5	3		Fred Martin	9 / 298.31	33.14	28.93
6	6		Matthew Book	8 / 321.36	40.17	31.60
7	4		Chris Groom	5 / 276.75	55.35	28.24

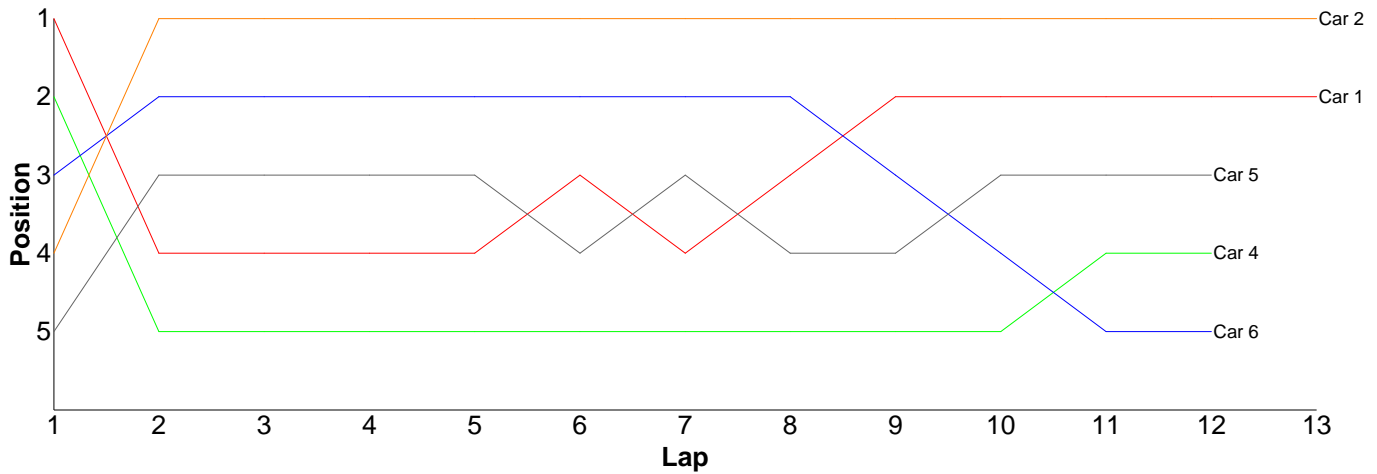
Lap	Car 1	Car 2	Car 3	Car 4	Car 5	Car 6	Car 7
1	24.17	25.55	29.31	132.89	34.16	33.77	23.63
2	24.88	24.48	30.13	28.24	32.43	46.51	22.75
3	24.02	24.18	42.11	31.40	27.72	31.60	23.26
4	23.40	24.13	35.77	43.20	33.08	40.38	23.32
5	24.63	27.93	41.36	41.02	30.11	63.82	22.33
6	40.35	39.83	29.74		31.37	34.69	22.53
7	25.36	27.78	28.93		36.03	34.24	29.65
8	27.89	27.96	30.95		32.67	36.35	33.88
9	28.08	28.39	30.01		33.89		25.66
10	23.41	23.09			43.16		27.86
11	34.14	34.74					22.54
12							23.79
13							



Heat 4 - Round 2 (Bikes)

Pos	Car	Form	Name	Result	Ave	Best
1	2	F1	Steve Leake	13 / 301.21	23.17	22.13
2	1		Jevon Frost	13 / 311.01	23.92	21.97
3	5	F1	Scott Adderson	12 / 307.87	25.65	23.80
4	4	F1	Andy Carless	12 / 311.99	25.99	23.00
5	6		Dave Richards	12 / 313.50	26.12	23.50
6	3	F1	Roki Read	0 / 0.00	0.00	0.00

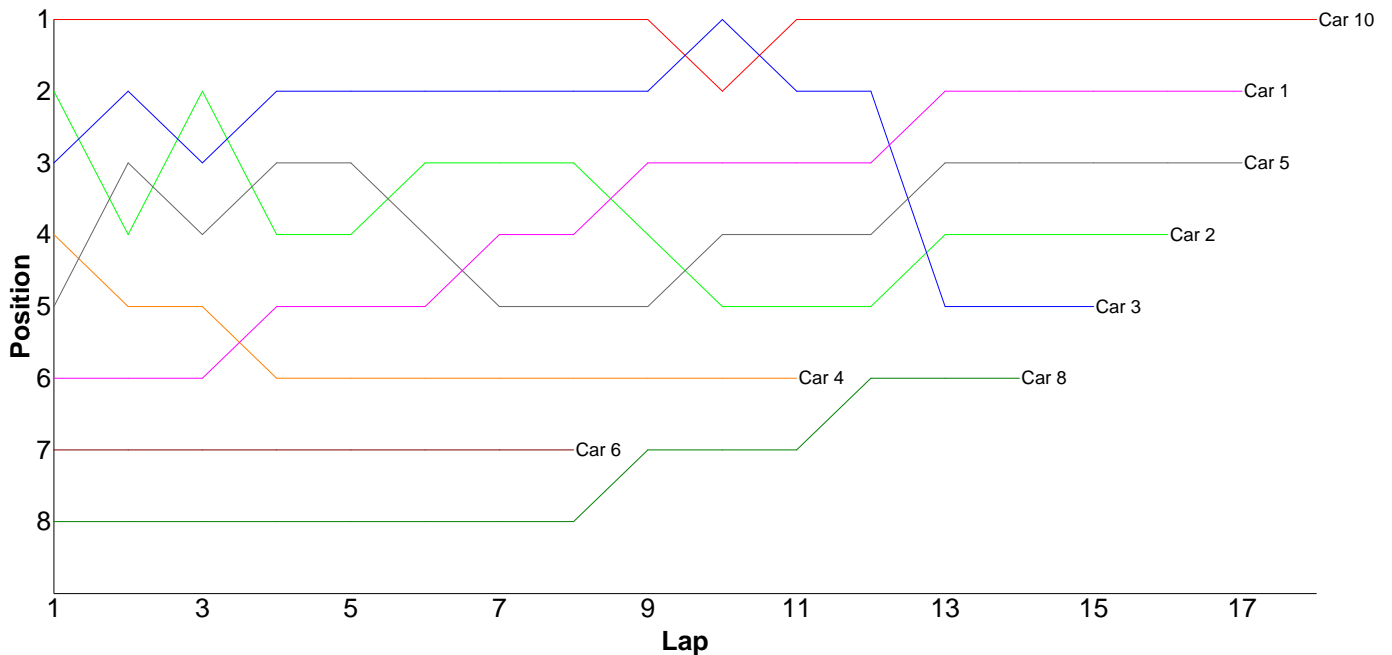
Lap	Car 1	Car 2	Car 3	Car 4	Car 5	Car 6
1	22.79	23.80		23.68	24.31	23.78
2	40.23	23.54		45.50	24.55	24.43
3	22.71	23.75		23.67	24.15	23.50
4	22.43	22.29		23.62	30.27	23.79
5	22.37	22.13		23.06	24.82	24.02
6	22.52	22.73		23.00	25.08	23.92
7	24.76	27.52		23.44	24.35	24.04
8	21.97	22.53		25.64	33.58	23.87
9	22.03	22.28		29.57	24.45	36.65
10	22.48	22.86		24.15	24.47	35.30
11	22.51	22.48		23.32	24.04	25.99
12	22.14	22.70		23.34	23.80	24.21
13	22.07	22.60				
14						



Heat 5 - Round 2 (<IC Tour + Outlaw>)

Pos	Car	Form	Name	Class	Result	Ave	Best
1	10	F2	Jim Beesley	IC Scale Touring	18 / 302.81	16.82	15.95
2	1	F2	James Rumble	IC Scale Touring	17 / 310.79	18.28	16.31
3	5		Gary Fuller	IC Scale Touring	17 / 313.62	18.44	17.08
4	2	F2	Mike Paine	IC Scale Touring	16 / 301.06	18.81	16.16
5	3	F2	Stephen Mills	IC Scale Touring	15 / 300.60	20.04	16.11
6	8		Roy Kelley	IC Scale Touring	14 / 310.78	22.19	18.17
7	4	F2	Phillip Pullen	IC Scale Touring	11 / 237.19	21.56	17.92
8	6		Jon Wilkins	200mm IC Outlaw	8 / 194.79	24.34	18.67
=9	7	F2	James Stone	IC Scale Touring	0 / 0.00	0.00	0.00
=9	9	F2	Michael Pilgram	IC Scale Touring	0 / 0.00	0.00	0.00

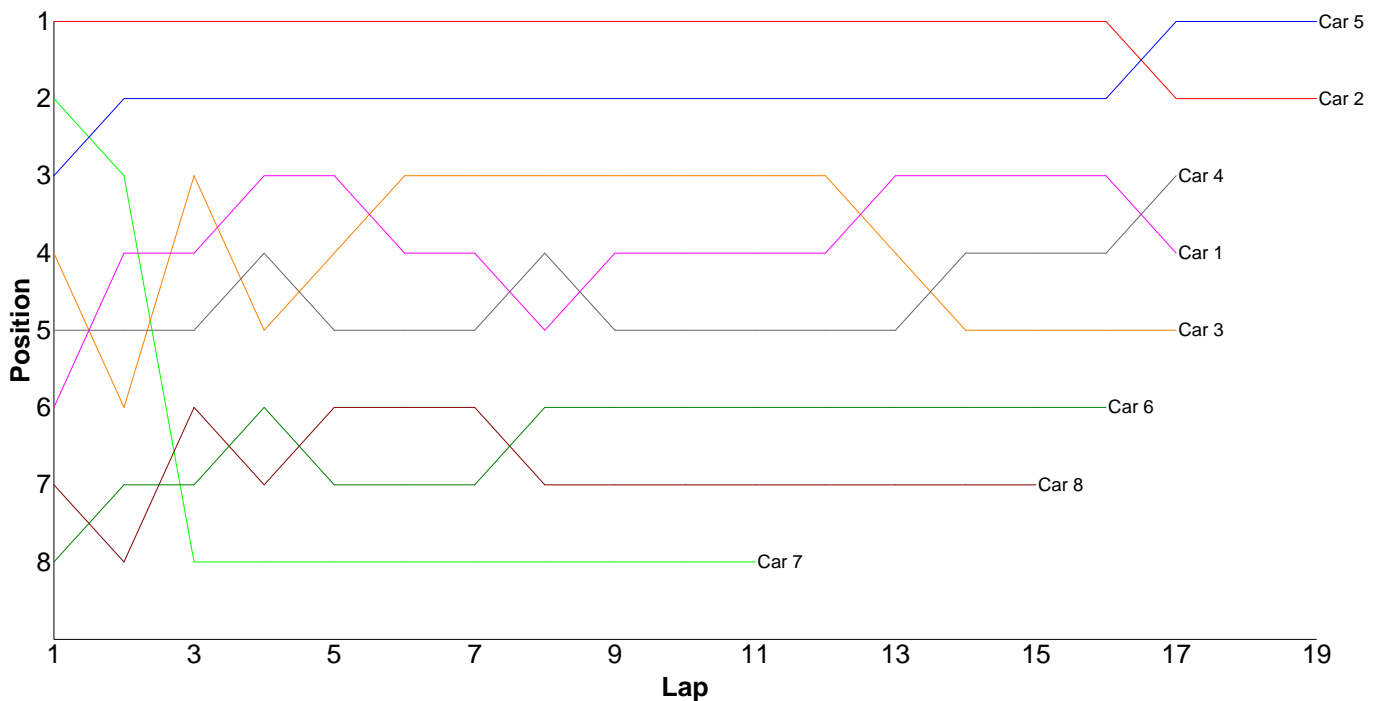
Lap	Car 1	Car 2	Car 3	Car 4	Car 5	Car 6	Car 7	Car 8	Car 9	Car 10
1	26.02	17.57	17.70	17.92	18.12	49.04		51.87		17.23
2	19.14	18.63	16.92	18.33	17.66	21.39		23.86		16.28
3	17.22	16.16	17.81	23.13	18.26	19.19		19.34		17.01
4	17.07	20.35	17.38	20.15	17.43	18.72		19.76		16.77
5	16.96	19.04	16.88	35.16	17.97	21.21		18.25		16.81
6	16.83	16.42	16.38	29.12	21.81	18.67		25.54		16.37
7	16.31	16.84	17.30	18.35	21.17	18.70		21.85		16.65
8	16.83	16.93	16.68	18.33	18.40	27.87		18.79		18.92
9	16.61	22.72	16.11	18.94	19.56			18.54		16.87
10	20.74	25.81	16.93	18.16	17.68			18.88		17.66
11	17.12	18.25	26.68	19.60	17.88			19.45		16.25
12	16.84	17.83	17.52		18.40			18.25		16.68
13	17.29	21.20	34.03		18.19			18.23		16.29
14	16.88	17.71	23.86		18.09			18.17		16.03
15	19.97	17.70	28.42		18.66					16.03
16	16.70	17.90			17.08					15.95
17	22.26				17.26					18.32
18										16.69
19										



Heat 6 - Round 2 (<Pro-Stock + EP O/L>)

Pos	Car	Form	Name	Class	Result	Ave	Best
1	5		Rob Baxter	Pro-Stock	19 / 311.74	16.40	15.96
2	2	F1	Nigel Moss	Pro-Stock	19 / 311.76	16.40	15.87
3	4	F1	Kevin Bissell	Pro-Stock	17 / 302.29	17.78	16.93
4	1	F1	Nick Adams	Pro-Stock	17 / 303.63	17.86	16.42
5	3	F1	Matthew Quinlisk	Pro-Stock	17 / 304.22	17.89	16.24
6	6	F1	Dave Skelton	Pro-Stock	16 / 316.15	19.75	17.37
7	8		Martin Trice	Electric Outlaw	15 / 307.01	20.46	18.58
8	7		Aaron Palmer	Pro-Stock	11 / 312.32	28.39	16.03

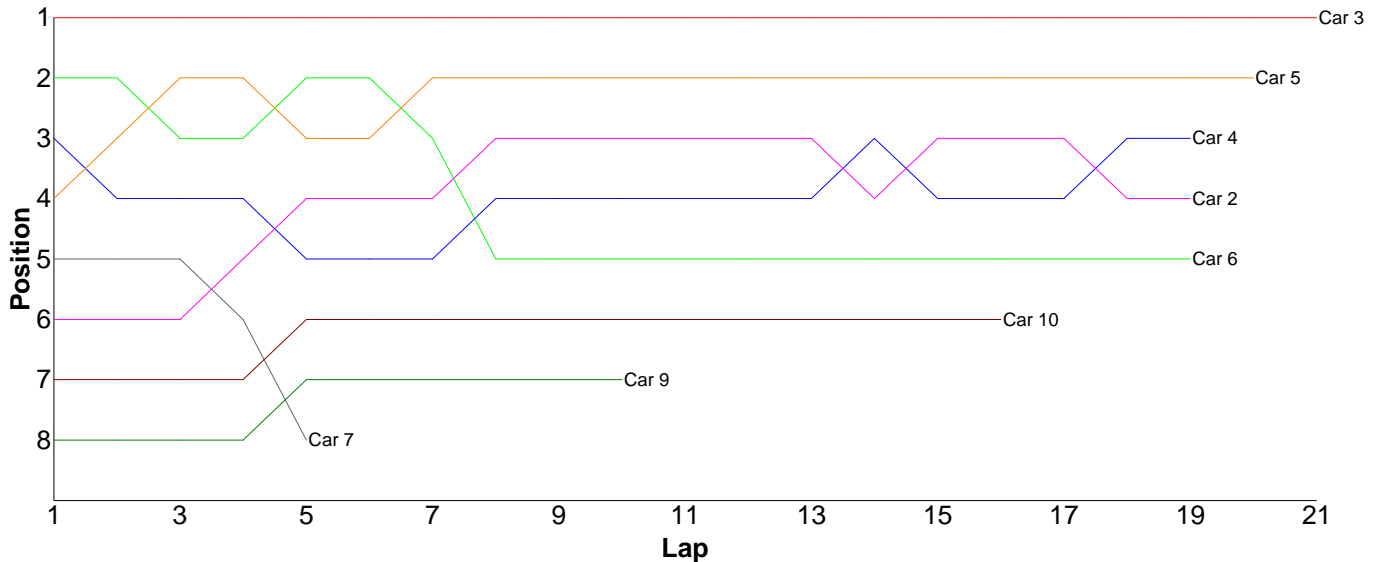
Lap	Car 1	Car 2	Car 3	Car 4	Car 5	Car 6	Car 7	Car 8
1	17.93	15.87	17.05	17.30	16.69	19.71	16.43	19.39
2	16.72	16.25	17.84	17.55	16.56	20.44	17.09	26.49
3	17.09	16.41	16.50	17.34	16.61	30.13	148.19	20.76
4	17.18	16.20	18.57	17.53	16.49	18.76	16.13	25.20
5	17.03	16.23	16.59	18.21	16.44	22.70	16.46	18.58
6	19.69	16.28	16.71	17.84	16.50	20.89	16.57	19.46
7	16.76	16.70	16.48	17.45	16.65	17.79	16.39	19.42
8	18.05	16.93	16.50	16.97	16.50	17.76	16.40	19.35
9	16.42	16.58	16.24	16.93	16.47	17.79	16.03	19.36
10	16.87	16.57	16.87	17.25	16.34	19.14	16.59	19.25
11	17.82	16.23	17.88	20.46	16.83	17.37	16.04	20.22
12	16.93	16.46	16.74	18.81	16.05	19.56		19.27
13	16.56	16.61	26.51	17.63	16.05	19.03		20.09
14	17.10	16.24	22.97	17.84	16.38	18.34		19.78
15	17.60	16.72	17.07	17.97	16.21	19.03		20.39
16	17.04	16.55	16.75	17.69	16.29	17.71		
17	26.84	16.40	16.95	17.52	15.96			
18		16.22			16.15			
19		16.31			16.57			
20								



Heat 7 - Round 2 (<IC Tour + Outlaw>)

Pos	Car	Form	Name	Result	Ave	Best
1	3	F1	John Zottl	21 / 309.96	14.76	14.35
2	5	F1	Ashley Bond	20 / 301.52	15.07	14.48
3	4	F1	Iain Hollands	19 / 303.86	15.99	14.81
4	2	F1	Alex Brown	19 / 305.89	16.09	14.51
5	6	F1	Mark Sellars	19 / 307.34	16.17	14.56
6	10	F2	Colin Taggart	16 / 301.07	18.81	16.38
7	9	F2	Andrew Mills	10 / 219.11	21.91	17.86
8	7	F1	Barry Smith	5 / 197.19	39.43	15.40
=9	1	F1	Adrian Poole	0 / 0.00	0.00	0.00
=9	8	F2	David Forsythe	0 / 0.00	0.00	0.00

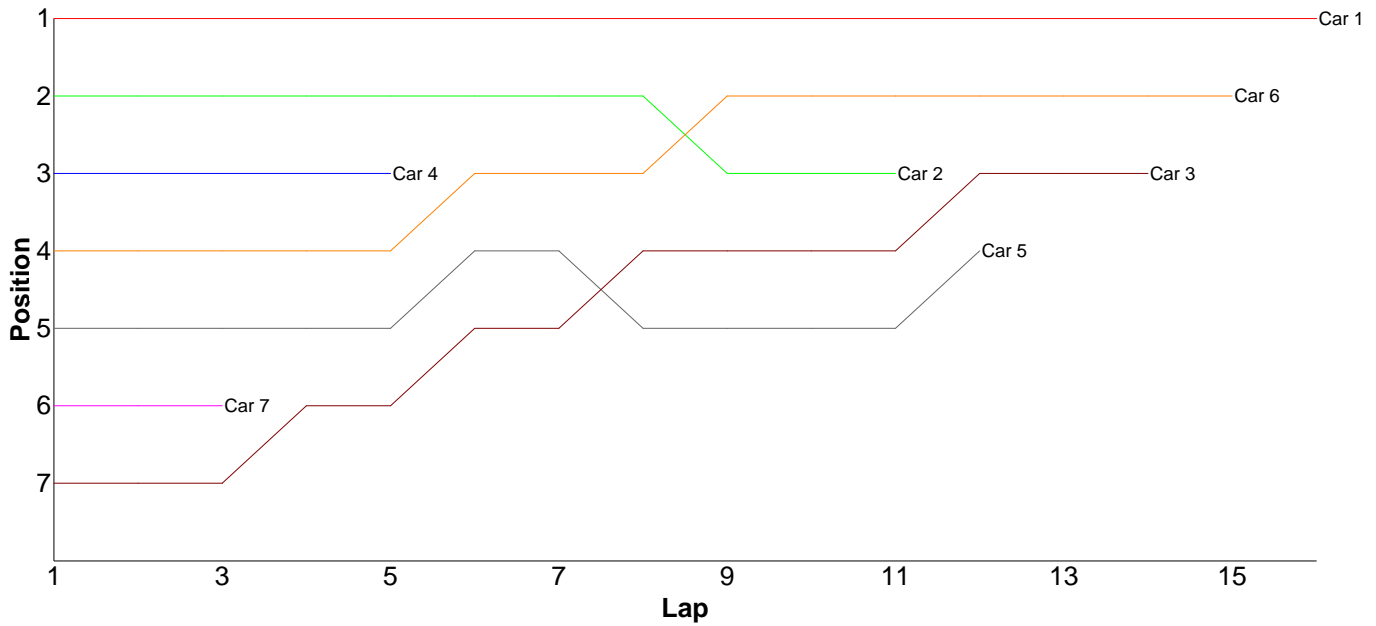
Lap	Car 1	Car 2	Car 3	Car 4	Car 5	Car 6	Car 7	Car 8	Car 9	Car 10
1		18.23	14.50	15.09	15.33	14.89	15.40		25.39	22.93
2		15.23	14.99	15.02	14.73	15.01	15.66		18.52	17.44
3		14.82	14.52	14.84	14.71	15.01	16.72		25.45	22.27
4		16.97	14.94	20.21	14.68	14.81	20.78		24.85	17.62
5		14.58	14.48	19.69	14.96	14.56	128.63		23.72	16.69
6		16.27	14.86	15.05	15.26	14.90			19.05	18.01
7		15.70	14.52	14.99	15.04	19.93			19.51	16.87
8		15.31	14.68	15.59	14.98	26.41			25.95	17.47
9		15.19	16.18	15.71	15.53	15.38			18.81	20.83
10		18.34	14.64	15.87	14.48	15.18			17.86	17.74
11		16.52	14.76	15.19	15.15	14.99				17.07
12		15.02	14.64	15.72	14.88	14.66				19.62
13		15.01	14.77	15.16	14.96	14.63				24.73
14		16.27	15.03	14.81	15.92	22.08				17.99
15		15.26	14.35	19.44	15.20	15.41				17.41
16		15.81	14.60	16.31	15.03	14.73				16.38
17		14.51	15.13	14.83	15.40	14.96				
18		21.70	14.58	15.25	15.52	14.89				
19		15.15	14.50	15.09	14.70	14.91				
20			14.53		15.06					
21			14.76							
22										



Heat 1 - Round 3 (27T Stock Touring)

Pos	Car	Form	Name	Result	Ave	Best
1	1	F1	Kevin Bissell	16 / 302.20	18.88	18.31
2	6	F2	Robin Francis	15 / 309.51	20.63	18.55
3	3		Trevor Scrase	14 / 312.36	22.31	18.15
4	5	F2	Simon Anderson	12 / 300.12	25.01	23.26
5	2		Ian Cairns	11 / 229.60	20.87	18.91
6	4		Chris Bradshaw	5 / 99.96	19.99	19.51
7	7	F2	Andy Lewis	3 / 84.10	28.03	24.89

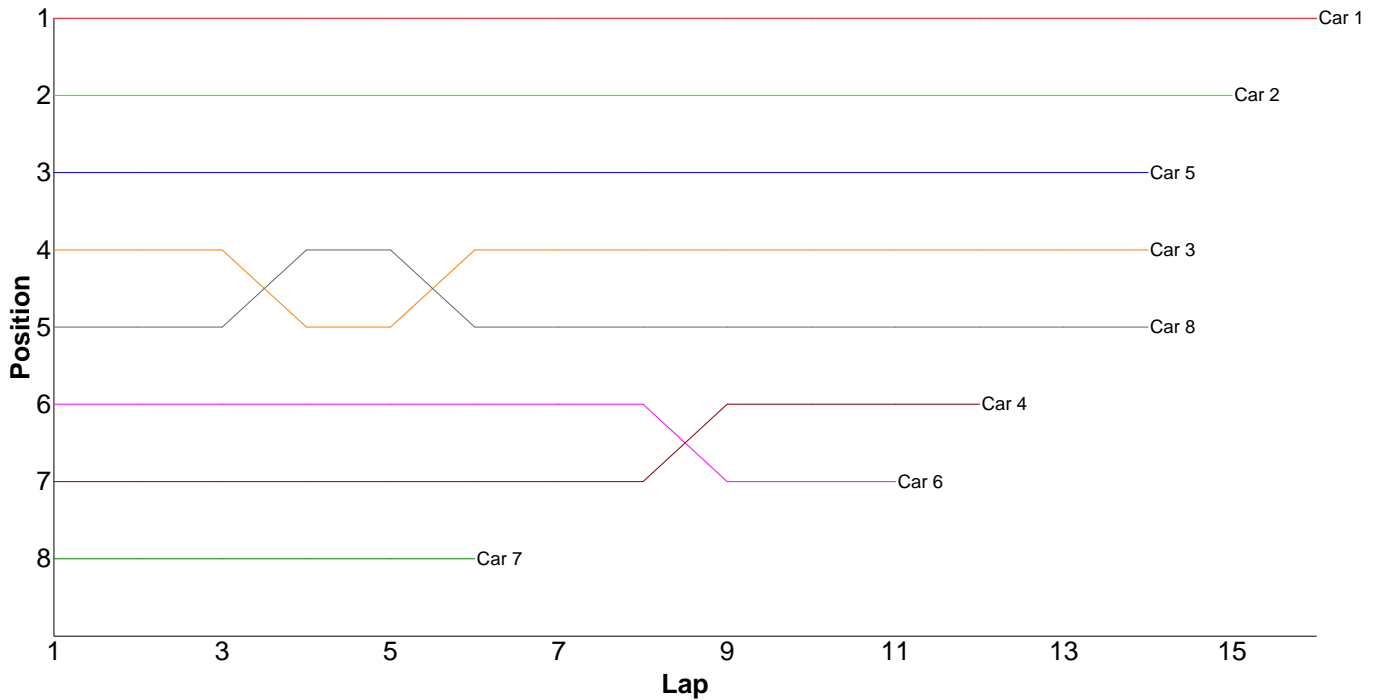
Lap	Car 1	Car 2	Car 3	Car 4	Car 5	Car 6	Car 7
1	18.85	19.59	63.27	21.06	24.37	22.42	26.67
2	18.31	19.56	19.14	19.83	25.95	21.75	32.54
3	18.67	20.53	18.49	19.51	23.99	24.92	24.89
4	18.71	19.65	19.49	19.79	29.69	19.98	
5	18.55	18.91	23.37	19.77	26.30	19.55	
6	18.86	18.95	18.32		23.26	19.39	
7	18.72	19.99	18.90		26.06	18.55	
8	18.72	20.07	18.27		23.54	19.24	
9	18.43	31.37	18.91		24.71	19.17	
10	19.54	20.20	18.34		24.05	19.24	
11	18.91	20.78	18.98		23.85	20.73	
12	19.12		18.15		24.35	19.39	
13	18.90		19.80			21.28	
14	18.73		18.93			23.78	
15	19.81					20.12	
16	19.37						
17							



Heat 2 - Round 3 (Tamiya Stock)

Pos	Car	Form	Name	Result	Ave	Best
1	1		Rob Baxter	16 / 313.27	19.57	19.11
2	2	F1	Tim Webb	15 / 304.96	20.33	19.88
3	5	F1	Scott Stokes	14 / 303.37	21.66	20.83
4	3	F1	Kieran Stokes	14 / 307.82	21.98	20.95
5	8	F2	Paul Barrett	14 / 312.15	22.29	20.79
6	4	F4	Martin Duplock	12 / 325.83	27.15	25.72
7	6	F2	Dale Roberts	11 / 316.41	28.76	24.75
8	7	F2	Dawn Skelton	6 / 312.33	52.05	35.30

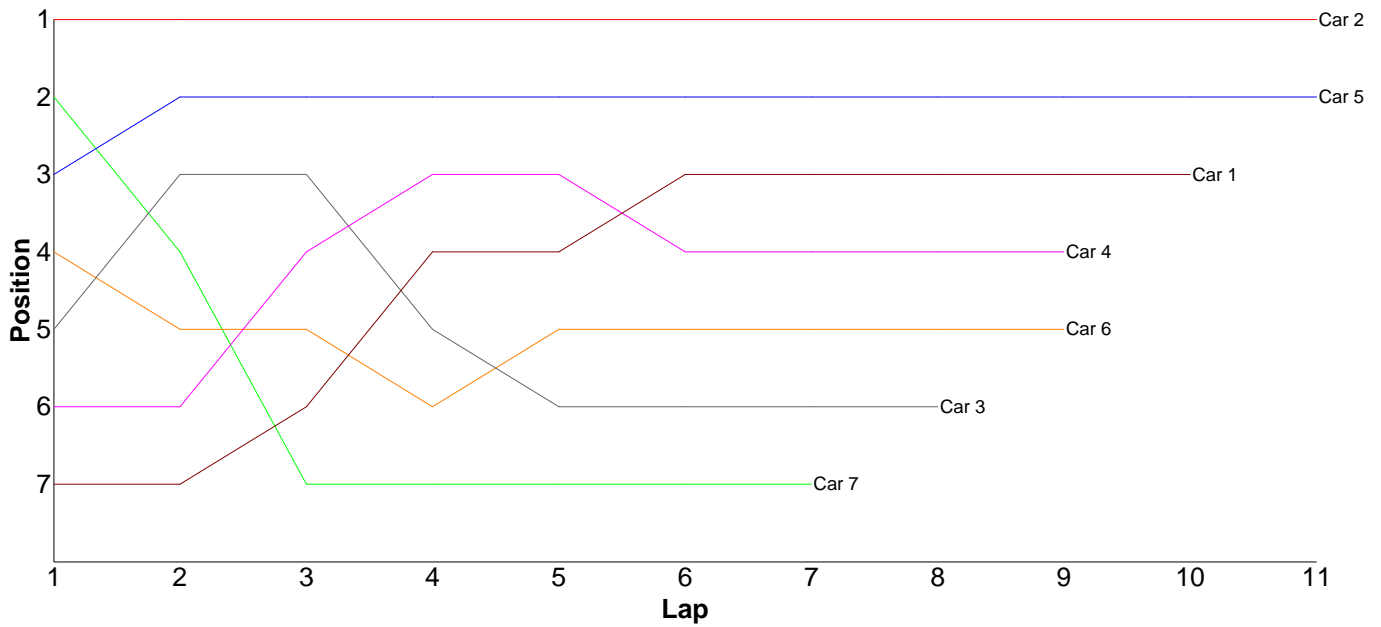
Lap	Car 1	Car 2	Car 3	Car 4	Car 5	Car 6	Car 7	Car 8
1	19.61	20.18	21.35	28.16	20.91	24.80	78.17	23.93
2	19.28	20.31	21.34	28.53	21.14	26.92	61.47	22.70
3	19.84	20.18	26.98	29.20	22.72	25.92	42.32	23.29
4	19.32	20.35	22.43	27.57	20.93	24.75	39.79	22.00
5	19.27	20.21	21.01	25.81	21.47	25.99	55.28	20.79
6	19.58	20.45	21.20	26.00	21.34	32.47	35.30	21.94
7	20.39	20.38	22.05	27.18	20.83	27.00		21.71
8	20.22	20.47	21.58	29.29	21.03	27.11		21.96
9	19.15	20.43	21.47	25.72	21.80	43.52		22.54
10	19.66	20.39	22.34	26.09	21.63	30.95		21.84
11	19.19	19.88	22.33	26.03	24.53	26.98		21.77
12	19.11	20.48	21.27	26.25	21.81			21.75
13	19.67	20.29	21.52		21.39			22.20
14	20.50	20.46	20.95		21.84			23.73
15	19.17	20.50						
16	19.31							
17								



Heat 3 - Round 3 (Bikes)

Pos	Car	Form	Name	Result	Ave	Best
1	2		Simon Lancaster	11 / 305.96	27.81	22.76
2	5	F1	Peter Chang	11 / 328.65	29.87	27.62
3	1	F1	Matt Tims	10 / 324.71	32.47	23.52
4	4		Chris Groom	9 / 296.14	32.90	27.45
5	6		Matthew Book	9 / 329.37	36.59	29.15
6	3		Fred Martin	8 / 306.78	38.34	29.96
7	7		Graham Clarke	7 / 285.06	40.72	23.31

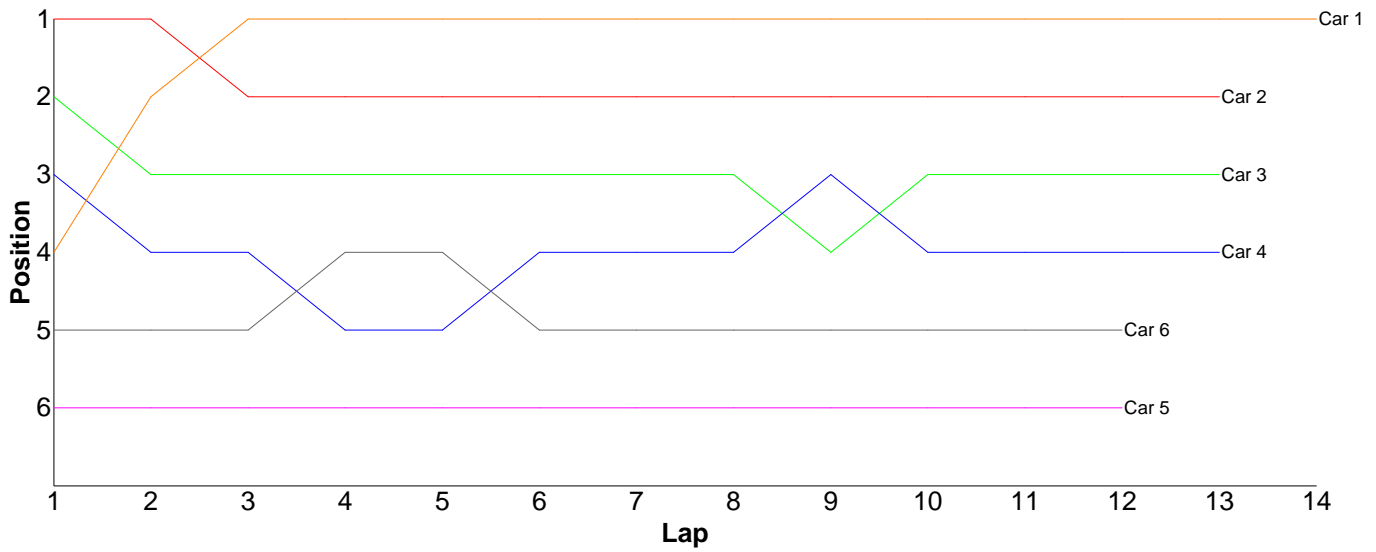
Lap	Car 1	Car 2	Car 3	Car 4	Car 5	Car 6	Car 7
1	35.87	23.37	32.28	35.46	29.34	32.15	25.09
2	40.19	26.97	35.87	38.39	28.89	40.09	45.66
3	38.74	32.40	33.67	28.19	29.51	36.70	96.41
4	23.52	22.76	39.14	32.94	29.43	38.14	23.31
5	36.67	23.76	41.84	28.47	28.19	29.15	25.38
6	25.78	23.15	50.10	38.96	27.62	36.64	30.70
7	24.64	23.93	29.96	30.55	30.98	33.83	38.51
8	35.85	34.04	43.92	35.73	35.17	42.54	
9	31.72	29.33		27.45	29.43	40.13	
10	31.73	38.56			28.94		
11		27.69			31.15		
12							



Heat 4 - Round 3 (Bikes)

Pos	Car	Form	Name	Result	Ave	Best
1	1		Jevon Frost	14 / 310.05	22.14	21.50
2	2	F1	Steve Leake	13 / 305.77	23.52	21.82
3	3	F1	Roki Read	13 / 313.19	24.09	22.34
4	4	F1	Andy Carless	13 / 319.19	24.55	22.22
5	6		Dave Richards	12 / 301.36	25.11	23.25
6	5	F1	Scott Adderson	12 / 325.31	27.10	23.38

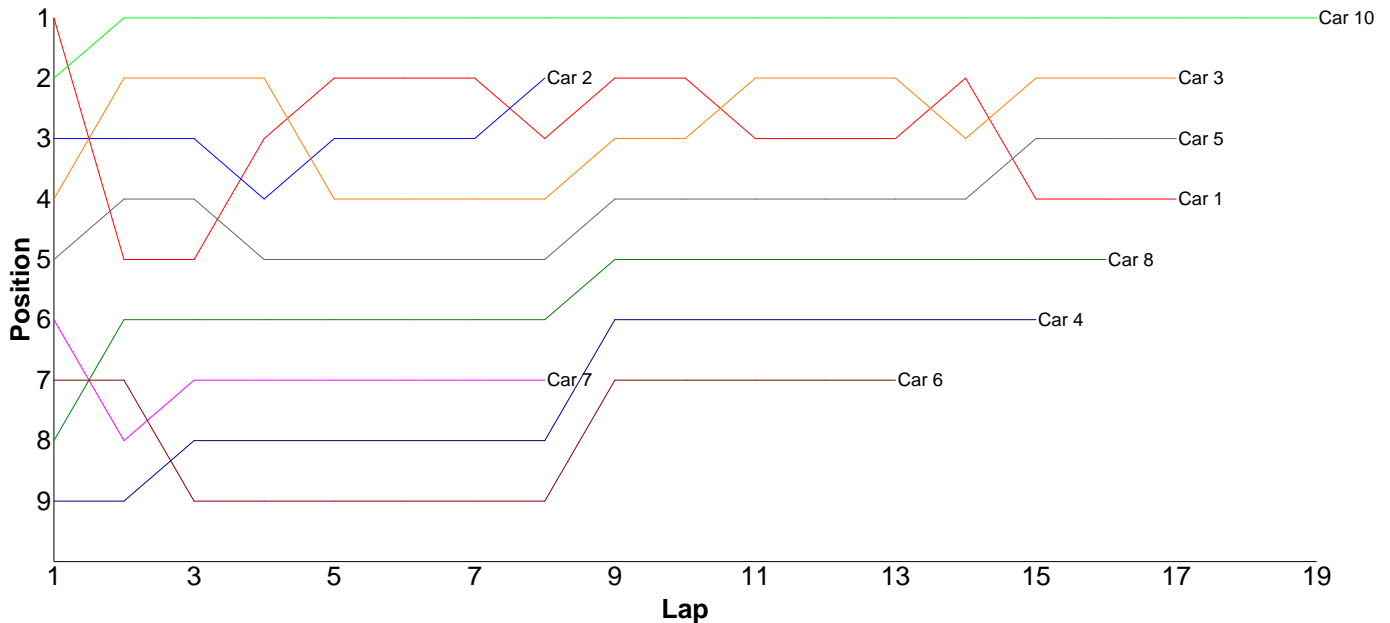
Lap	Car 1	Car 2	Car 3	Car 4	Car 5	Car 6
1	22.88	22.10	22.42	22.83	29.41	23.25
2	21.67	22.44	22.83	23.20	25.61	24.12
3	22.83	22.89	22.87	23.31	27.66	29.80
4	22.19	22.68	23.25	37.21	25.78	23.74
5	22.36	22.00	22.36	22.33	31.17	25.61
6	22.11	22.88	22.57	23.80	23.38	29.97
7	21.78	22.40	22.90	23.63	33.66	25.25
8	22.29	21.93	28.85	22.22	23.88	23.92
9	21.69	22.64	34.66	22.93	23.81	24.00
10	22.21	21.82	23.08	27.57	28.43	23.59
11	21.50	21.86	22.37	24.97	24.44	24.06
12	21.78	36.30	22.34	22.85	28.08	24.05
13	22.49	23.83	22.69	22.34		
14	22.27					
15						



Heat 5 - Round 3 (<IC Tour + Outlaw>)

Pos	Car	Form	Name	Class	Result	Ave	Best
1	10	F2	Jim Beesley	IC Scale Touring	19 / 315.86	16.62	15.81
2	3	F2	Stephen Mills	IC Scale Touring	17 / 303.40	17.84	16.96
3	5		Gary Fuller	IC Scale Touring	17 / 310.47	18.26	16.80
4	1	F2	James Rumble	IC Scale Touring	17 / 317.33	18.66	16.24
5	8		Roy Kelley	IC Scale Touring	16 / 322.58	20.16	17.76
6	4	F2	Phillip Pullen	IC Scale Touring	15 / 314.92	20.99	16.97
7	6		Jon Wilkins	200mm IC Outlaw	13 / 316.53	24.34	18.55
8	2	F2	Mike Paine	IC Scale Touring	8 / 140.12	17.51	16.06
9	7	F2	James Stone	IC Scale Touring	8 / 184.39	23.04	20.34
10	9	F2	Michael Pilgram	IC Scale Touring	0 / 0.00	0.00	0.00

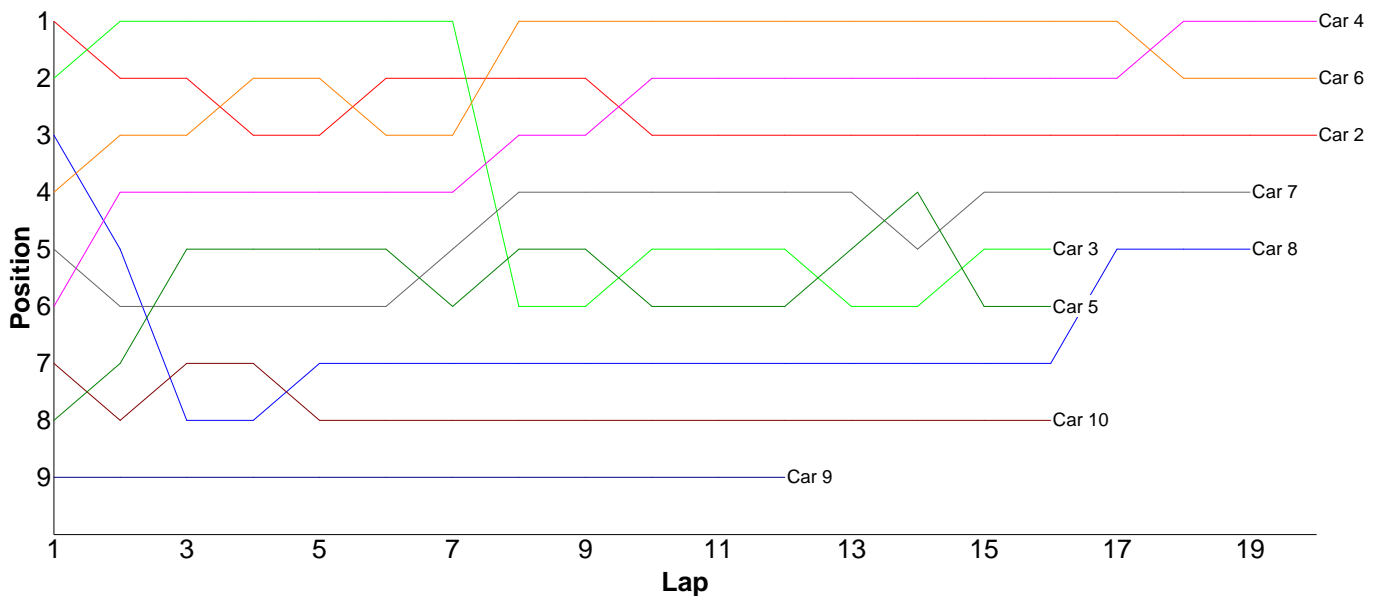
Lap	Car 1	Car 2	Car 3	Car 4	Car 5	Car 6	Car 7	Car 8	Car 9	Car 10
1	16.81	17.54	17.74	52.86	18.34	23.02	21.88	23.71		17.11
2	20.91	18.89	17.11	18.53	18.75	22.63	25.82	20.30		16.67
3	17.42	17.60	18.58	18.54	17.81	62.32	20.42	18.46		16.39
4	16.87	18.10	17.43	18.40	18.47	19.73	26.36	18.70		15.95
5	16.49	17.06	20.13	23.94	22.33	27.29	21.30	19.48		16.69
6	16.97	18.24	17.23	21.09	17.68	22.84	22.28	18.36		16.55
7	17.16	16.06	19.10	17.92	17.25	19.27	20.34	18.16		15.81
8	18.93	16.63	17.81	17.89	17.76	18.55	25.99	18.08		15.93
9	17.06		17.07	18.46	17.32	19.81		19.60		19.81
10	17.75		18.20	17.28	18.13	22.10		18.18		17.58
11	23.61		17.94	17.66	17.77	19.31		20.68		16.60
12	16.74		16.96	17.10	18.64	19.02		17.76		16.49
13	16.24		17.61	18.23	17.80	20.64		30.18		16.61
14	16.57		17.46	16.97	16.80			19.51		15.96
15	31.20		17.94	20.05	17.06			18.42		16.08
16	16.49		17.93		18.66			23.00		16.19
17	20.11		17.16		19.90					16.05
18										16.78
19										16.61
20										



Heat 7 - Round 3 (<IC Tour + Outlaw>)

Pos	Car	Form	Name	Result	Ave	Best
1	4	F1	Iain Hollands	20 / 301.94	15.09	14.40
2	6	F1	Mark Sellars	20 / 309.27	15.46	14.62
3	2	F1	Alex Brown	20 / 312.47	15.62	14.41
4	7	F1	Barry Smith	19 / 306.35	16.12	14.79
5	8	F2	David Forsythe	19 / 315.52	16.60	15.07
6	3	F1	John Zottl	16 / 261.64	16.35	14.11
7	5	F1	Ashley Bond	16 / 264.08	16.50	14.52
8	10	F2	Colin Taggart	16 / 310.83	19.42	16.30
9	9	F2	Andrew Mills	12 / 308.55	25.71	16.40
10	1	F1	Adrian Poole	0 / 0.00	0.00	0.00

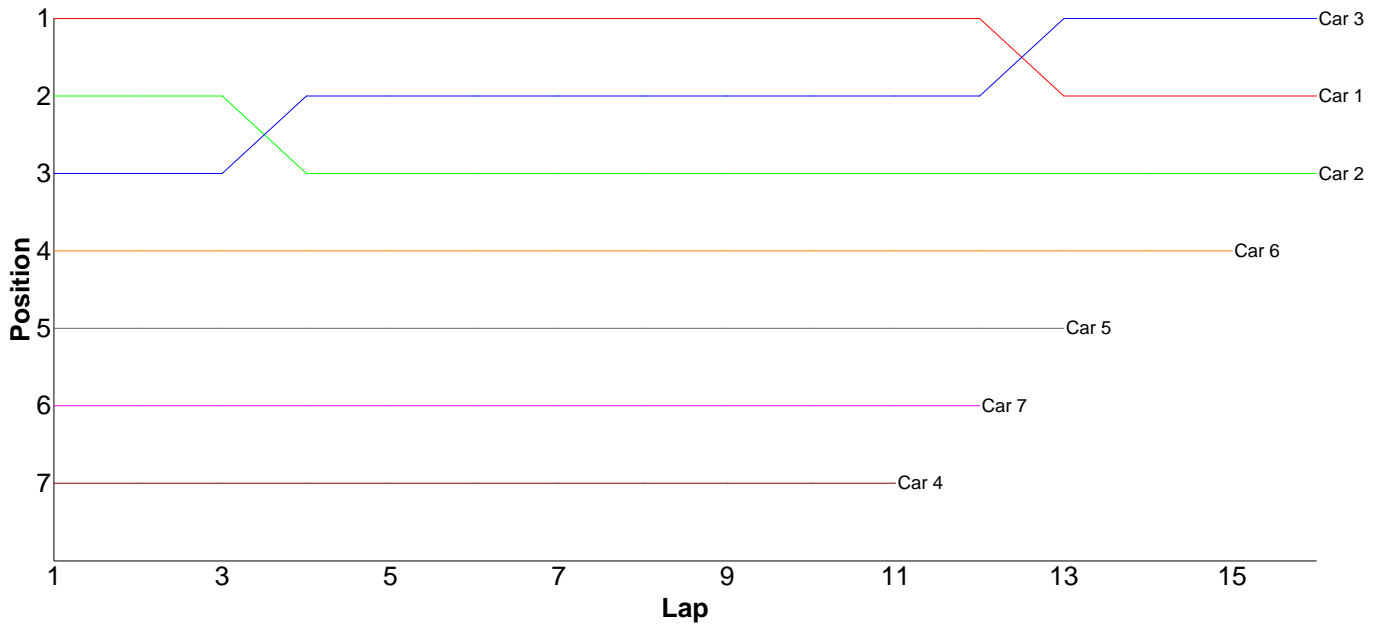
Lap	Car 1	Car 2	Car 3	Car 4	Car 5	Car 6	Car 7	Car 8	Car 9	Car 10
1		14.41	14.77	15.46	16.79	15.26	15.42	15.07	109.67	16.30
2		15.06	14.29	14.83	14.52	14.66	15.29	15.46	21.90	16.94
3		14.61	14.74	14.90	14.55	14.89	16.74	23.02	17.24	16.84
4		15.59	14.22	14.98	14.57	14.80	14.95	15.57	17.60	17.02
5		14.68	14.11	14.49	15.42	14.73	14.99	15.34	18.36	19.17
6		14.46	14.98	15.07	14.73	14.66	15.43	15.20	18.40	16.66
7		14.67	14.24	15.25	21.77	14.62	15.37	15.13	16.93	16.94
8		15.13	29.19	14.69	14.65	14.72	15.16	16.81	16.40	18.33
9		15.28	15.24	15.08	16.37	15.09	19.24	18.24	18.66	17.21
10		23.40	14.75	14.62	19.30	15.72	15.07	15.88	17.37	17.46
11		14.80	14.94	15.54	16.17	15.14	14.90	18.81	19.10	23.72
12		14.46	15.15	15.26	18.05	14.89	14.79	16.41	16.92	32.76
13		14.87	22.56	14.97	15.10	15.03	14.95	15.95		17.44
14		15.00	16.30	14.70	14.77	14.63	24.70	17.38		28.63
15		14.76	15.97	15.74	22.11	15.24	17.54	15.38		18.55
16		15.42	16.19	14.40	15.21	14.74	15.03	15.94		16.86
17		18.85		15.00		14.82	15.73	17.28		
18		15.80		16.72		21.69	15.20	16.24		
19		15.83		15.33		15.53	15.85	16.41		
20		15.39		14.91		18.41				
21										



Heat 1 - Round 4 (27T Stock Touring)

Pos	Car	Form	Name	Result	Ave	Best
1	3		Trevor Scrase	16 / 307.22	19.20	18.24
2	1	F1	Kevin Bissell	16 / 307.83	19.23	18.40
3	2		Ian Cairns	16 / 309.04	19.31	18.82
4	6	F2	Robin Francis	15 / 300.44	20.02	18.39
5	5	F2	Simon Anderson	13 / 316.88	24.37	22.92
6	7	F2	Andy Lewis	12 / 324.26	27.02	25.30
7	4		Chris Bradshaw	11 / 313.67	28.51	18.78

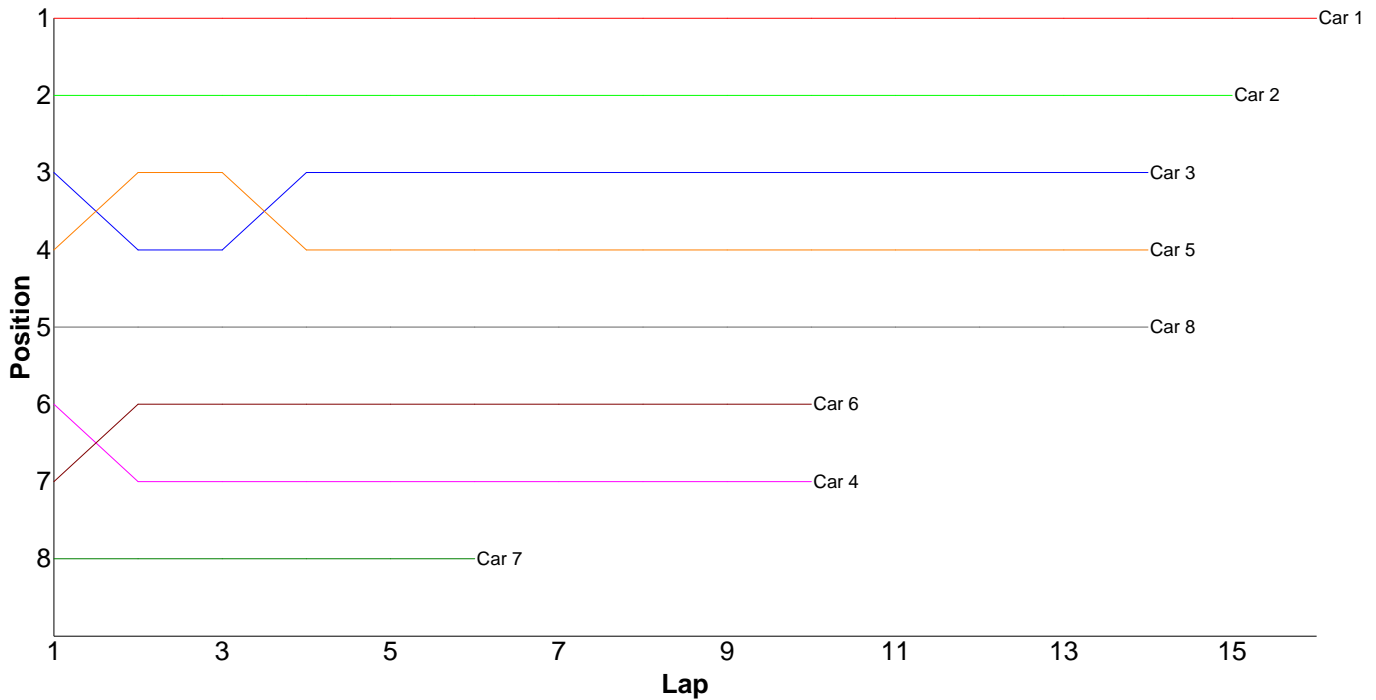
Lap	Car 1	Car 2	Car 3	Car 4	Car 5	Car 6	Car 7
1	18.43	19.66	21.37	113.98	24.63	22.76	28.66
2	18.40	19.21	18.39	21.00	26.95	19.57	28.80
3	18.87	19.41	18.84	18.78	23.72	20.50	28.90
4	18.88	19.72	18.63	19.20	24.35	18.97	26.46
5	18.43	18.99	18.24	19.30	24.68	19.44	27.25
6	19.21	18.98	20.35	18.89	24.64	21.04	28.67
7	18.93	19.09	18.63	18.87	22.92	18.51	25.75
8	18.79	18.83	18.71	20.32	24.03	22.47	26.64
9	18.57	21.23	21.23	20.20	24.08	19.65	26.60
10	18.75	19.49	19.20	22.53	25.73	18.39	25.52
11	18.73	18.99	18.27	20.60	23.68	20.15	25.30
12	19.01	19.33	18.34		23.86	20.59	25.71
13	25.20	19.01	18.80		23.61	19.48	
14	19.66	18.82	18.36			19.47	
15	18.96	18.88	21.32			19.45	
16	19.01	19.40	18.54				
17							



Heat 2 - Round 4 (Tamiya Stock)

Pos	Car	Form	Name	Result	Ave	Best
1	1		Rob Baxter	16 / 315.38	19.71	19.42
2	2	F1	Tim Webb	15 / 310.92	20.72	19.59
3	3	F1	Kieran Stokes	14 / 301.97	21.56	20.93
4	5	F1	Scott Stokes	14 / 310.75	22.19	21.15
5	8	F2	Paul Barrett	14 / 311.04	22.21	21.05
6	6	F2	Dale Roberts	10 / 283.80	28.38	24.71
7	4	F4	Martin Duplock	10 / 301.90	30.19	26.06
8	7	F2	Dawn Skelton	6 / 276.70	46.11	36.62

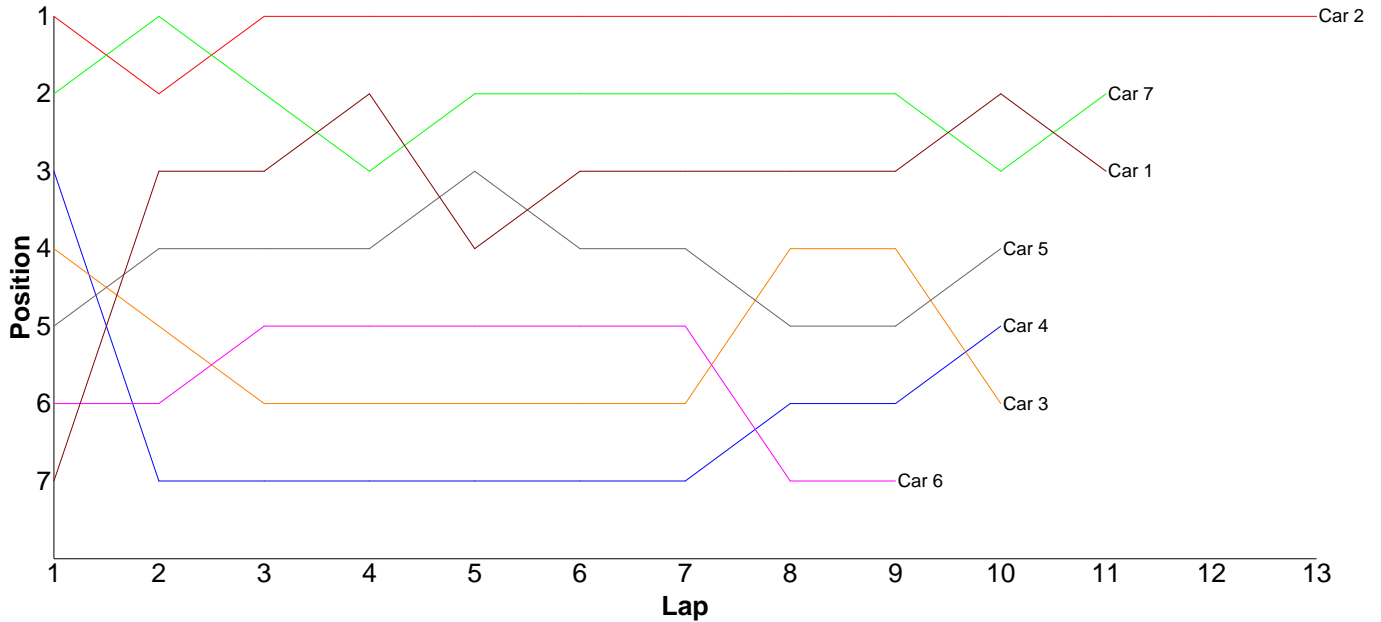
Lap	Car 1	Car 2	Car 3	Car 4	Car 5	Car 6	Car 7	Car 8
1	19.86	19.89	21.08	26.97	21.35	27.58	54.01	22.92
2	19.55	19.59	22.21	55.57	21.15	29.23	43.16	22.67
3	19.51	19.75	21.03	27.18	21.42	32.09	47.11	21.57
4	19.71	19.82	21.18	26.06	22.61	25.61	49.14	21.71
5	19.42	21.05	21.95	26.66	21.29	28.84	36.62	21.05
6	19.75	20.04	20.95	29.57	21.93	35.30	46.66	22.04
7	19.79	25.58	20.93	26.85	21.43	26.58		24.82
8	19.67	20.33	21.02	26.63	26.02	28.06		22.16
9	19.81	20.56	21.81	27.24	21.42	24.71		21.45
10	19.84	20.83	22.25	29.17	22.00	25.80		21.97
11	19.77	20.80	21.09		22.80			22.56
12	19.98	20.95	21.45		22.74			22.21
13	19.64	20.76	21.63		22.21			21.70
14	19.64	20.51	23.39		22.38			22.21
15	19.69	20.46						
16	19.75							
17								



Heat 3 - Round 4 (Bikes)

Pos	Car	Form	Name	Result	Ave	Best
1	2		Simon Lancaster	13 / 312.91	24.07	22.16
2	7		Graham Clarke	11 / 305.26	27.75	22.32
3	1	F1	Matt Tims	11 / 305.73	27.79	23.48
4	5	F1	Peter Chang	10 / 321.34	32.13	27.36
5	4		Chris Groom	10 / 326.68	32.66	26.46
6	3		Fred Martin	10 / 327.77	32.77	27.68
7	6		Matthew Book	9 / 322.16	35.79	28.31

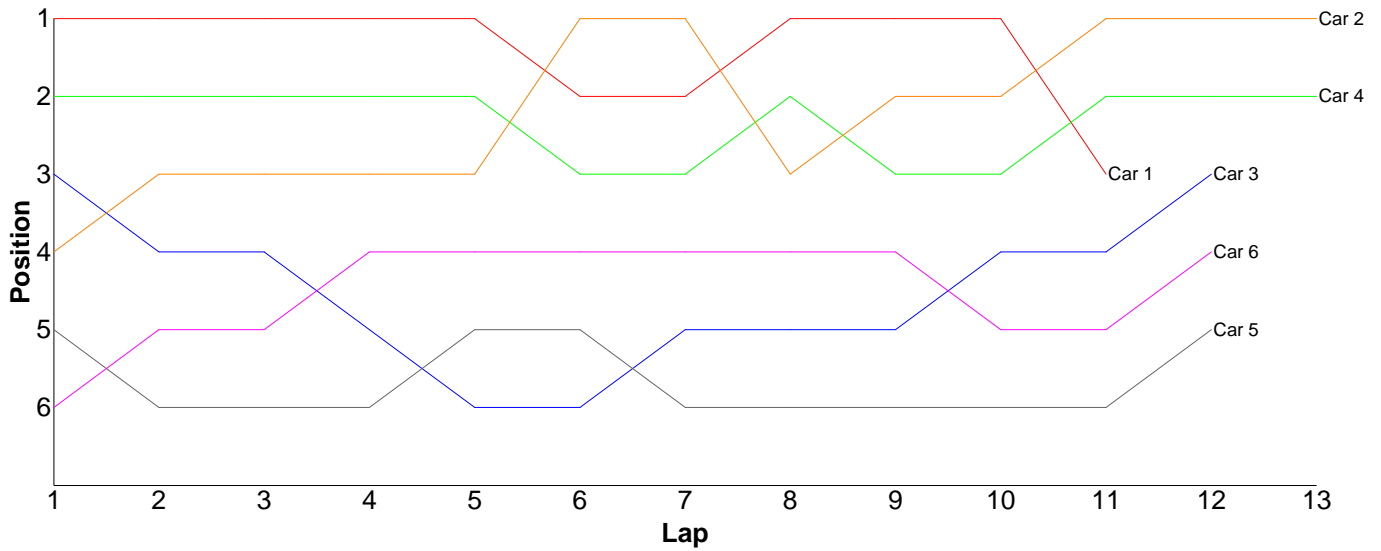
Lap	Car 1	Car 2	Car 3	Car 4	Car 5	Car 6	Car 7
1	31.51	23.33	27.91	26.46	29.53	31.41	24.05
2	31.49	23.69	36.82	53.22	33.69	33.78	22.70
3	23.72	24.22	33.14	35.36	28.31	28.31	32.13
4	23.48	22.16	40.30	31.93	28.10	36.96	35.53
5	44.00	23.96	27.68	31.24	33.88	31.99	29.69
6	23.82	23.62	28.33	30.75	28.97	31.29	26.27
7	28.63	24.43	30.66	32.51	37.67	30.02	23.92
8	25.41	31.73	30.42	26.78	38.62	68.56	23.28
9	23.92	23.15	29.82	30.68	27.36	29.84	35.43
10	23.83	23.10	42.69	27.75	35.21		29.94
11	25.92	23.15					22.32
12		23.23					
13		23.14					
14							



Heat 4 - Round 4 (Bikes)

Pos	Car	Form	Name	Result	Ave	Best
1	2	F1	Steve Leake	13 / 307.83	23.67	21.61
2	4	F1	Andy Carless	13 / 312.93	24.07	22.62
3	3	F1	Roki Read	12 / 308.54	25.71	22.11
4	6		Dave Richards	12 / 311.59	25.96	23.40
5	5	F1	Scott Adderson	12 / 318.96	26.58	23.32
6	1		Jevon Frost	11 / 270.25	24.56	21.55

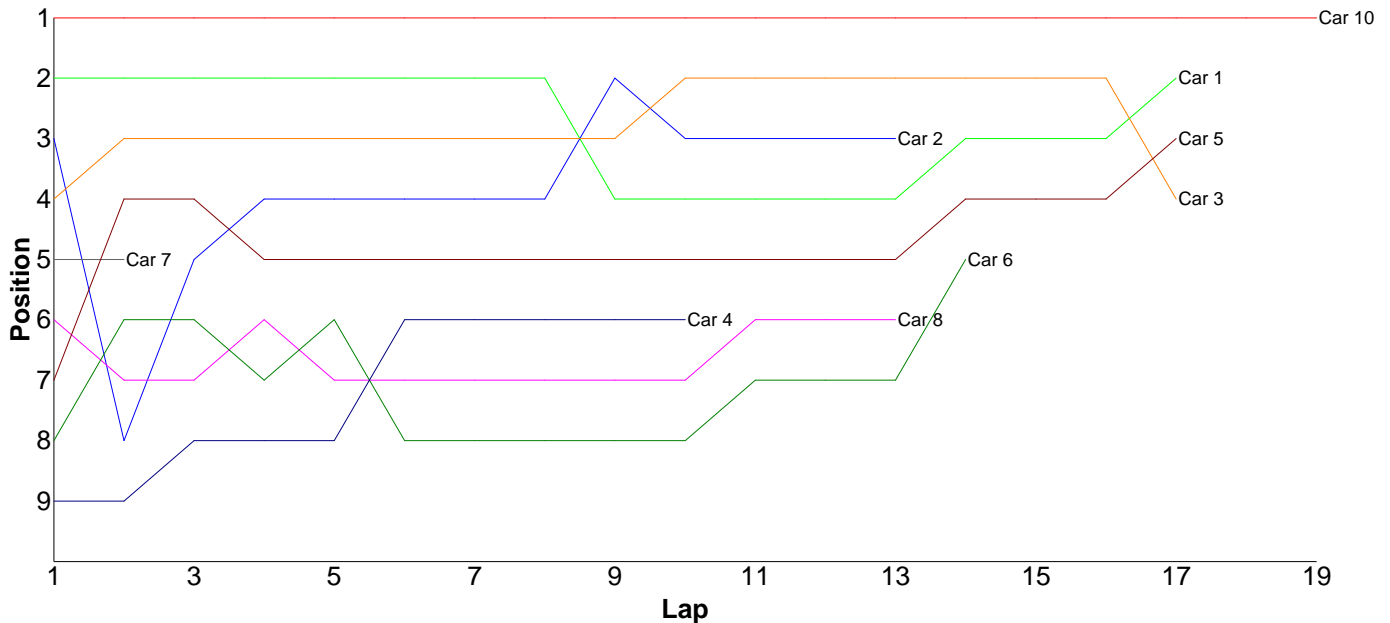
Lap	Car 1	Car 2	Car 3	Car 4	Car 5	Car 6
1	21.81	22.90	22.77	22.73	23.78	30.96
2	22.00	27.10	31.44	23.77	38.91	23.49
3	21.55	22.57	23.95	23.07	25.89	24.67
4	21.83	22.43	30.27	23.95	31.90	23.93
5	28.79	22.51	39.30	23.51	25.64	24.95
6	24.12	22.27	22.73	23.93	23.87	31.83
7	23.32	22.30	23.95	22.62	24.82	24.45
8	23.90	26.98	24.77	23.97	28.33	23.73
9	23.73	29.84	22.24	31.97	23.71	31.30
10	27.47	21.61	22.40	22.81	23.32	24.95
11	31.73	21.94	22.61	24.02	23.84	23.40
12		22.43	22.11	23.08	24.95	23.93
13		22.95		23.50		
14						



Heat 5 - Round 4 (<IC Tour + Outlaw>)

Pos	Car	Form	Name	Class	Result	Ave	Best
1	10	F2	Jim Beesley	IC Scale Touring	19 / 312.54	16.44	15.92
2	1	F2	James Rumble	IC Scale Touring	17 / 300.69	17.68	15.97
3	5		Gary Fuller	IC Scale Touring	17 / 305.88	17.99	16.59
4	3	F2	Stephen Mills	IC Scale Touring	17 / 306.83	18.04	16.49
5	6		Jon Wilkins	200mm IC Outlaw	14 / 304.53	21.75	18.20
6	2	F2	Mike Paine	IC Scale Touring	13 / 230.32	17.71	15.98
7	8		Roy Kelley	IC Scale Touring	13 / 261.90	20.14	17.74
8	4	F2	Phillip Pullen	IC Scale Touring	10 / 186.93	18.69	17.02
9	7	F2	James Stone	IC Scale Touring	2 / 39.04	19.52	19.12
10	9	F2	Michael Pilgram	IC Scale Touring	0 / 0.00	0.00	0.00

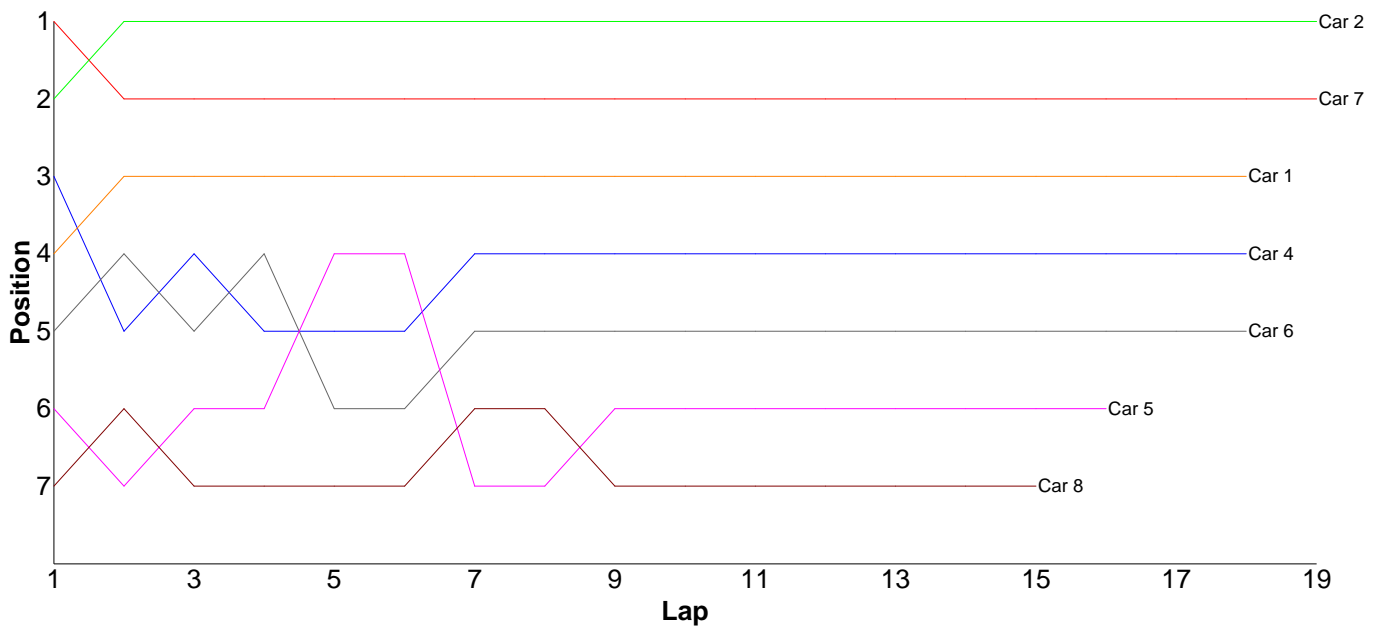
Lap	Car 1	Car 2	Car 3	Car 4	Car 5	Car 6	Car 7	Car 8	Car 9	Car 10
1	17.59	18.21	18.35	22.87	20.15	21.61	19.92	20.09		16.22
2	16.99	22.78	17.06	19.26	18.25	18.65	19.12	20.24		16.27
3	16.58	17.25	16.73	18.77	18.10	18.90		19.55		15.98
4	16.64	16.96	16.95	20.04	19.18	19.59		18.45		16.41
5	17.67	17.65	16.54	18.33	20.03	18.66		19.52		16.87
6	16.85	16.75	17.81	17.22	17.93	24.95		22.33		16.21
7	17.07	16.65	17.51	17.02	18.27	19.54		19.63		16.37
8	22.33	16.74	20.88	18.00	17.40	18.20		18.12		16.45
9	24.48	17.11	19.30	17.06	17.24	18.68		18.06		16.79
10	17.51	20.66	18.13	18.36	17.78	23.79		17.74		16.24
11	17.43	16.91	16.65		17.46	40.82		24.95		16.74
12	15.97	16.67	16.78		17.38	21.52		19.40		16.37
13	16.59	15.98	17.31		17.73	19.47		23.82		15.92
14	16.67		16.49		16.59	20.15				16.85
15	16.48		17.48		18.02					16.96
16	16.70		16.86		16.97					16.19
17	17.14		26.00		17.40					15.96
18										16.58
19										17.16
20										



Heat 6 - Round 4 (<Pro-Stock + EP O/L>)

Pos	Car	Form	Name	Class	Result	Ave	Best
1	2	F1	Nigel Moss	Pro-Stock	19 / 300.06	15.79	15.39
2	7		Aaron Palmer	Pro-Stock	19 / 306.39	16.12	15.85
3	1	F1	Nick Adams	Pro-Stock	18 / 315.01	17.50	16.93
4	4	F1	Kevin Bissell	Pro-Stock	18 / 315.04	17.50	16.84
5	6	F1	Dave Skelton	Pro-Stock	18 / 315.24	17.51	16.67
6	5		Rob Baxter	Pro-Stock	16 / 301.49	18.84	15.96
7	8		Martin Trice	Electric Outlaw	15 / 307.09	20.47	19.01
8	3	F1	Matthew Quinlisk	Pro-Stock	0 / 0.00	0.00	0.00

Lap	Car 1	Car 2	Car 3	Car 4	Car 5	Car 6	Car 7	Car 8
1	17.45	16.41		17.22	18.15	17.69	15.86	19.72
2	17.14	15.60		19.04	20.94	17.64	16.28	19.01
3	17.21	15.79		17.65	16.63	19.61	15.89	19.62
4	17.13	15.64		18.09	16.39	17.05	15.88	21.04
5	17.14	15.66		17.49	16.12	21.22	16.20	19.55
6	16.93	15.54		17.82	16.41	16.81	16.11	19.48
7	17.31	16.06		17.29	37.90	17.32	16.09	19.22
8	16.96	16.45		17.76	17.78	17.69	15.85	19.83
9	17.41	15.71		17.45	17.70	16.67	15.95	24.36
10	17.44	15.86		17.62	16.32	16.98	15.89	20.19
11	16.99	15.70		17.29	16.47	16.86	17.91	23.35
12	18.06	15.64		17.05	16.42	16.80	15.94	20.65
13	18.01	15.78		17.01	18.42	16.70	15.93	20.22
14	17.63	15.51		16.84	23.07	17.04	16.09	19.29
15	18.02	15.39		16.85	16.81	17.70	15.96	21.56
16	18.06	15.75		17.07	15.96	17.75	16.07	
17	18.12	16.10		18.09		16.85	16.29	
18	18.00	15.68		17.41		16.86	15.91	
19		15.79					16.29	
20								



Heat 7 - Round 4 (<IC Tour + Outlaw>)

Pos	Car	Form	Name	Result	Ave	Best
1	6	F1	Mark Sellars	21 / 313.86	14.94	14.44
2	2	F1	Alex Brown	20 / 303.98	15.19	14.34
3	4	F1	Iain Hollands	20 / 307.45	15.37	14.62
4	3	F1	John Zottl	20 / 307.79	15.38	14.36
5	7	F1	Barry Smith	20 / 308.39	15.41	14.64
6	8	F2	David Forsythe	15 / 269.17	17.94	14.98
7	9	F2	Andrew Mills	15 / 279.60	18.64	16.09
8	10	F2	Colin Taggart	15 / 311.64	20.77	15.72
9	5	F1	Ashley Bond	5 / 89.94	17.98	14.67
10	1	F1	Adrian Poole	0 / 0.00	0.00	0.00

Lap	Car 1	Car 2	Car 3	Car 4	Car 5	Car 6	Car 7	Car 8	Car 9	Car 10
1		15.32	15.32	14.82	20.68	15.23	15.50	15.24	25.01	28.47
2		14.94	14.85	14.95	15.87	15.01	15.15	14.98	16.73	16.60
3		17.42	15.18	14.97	14.67	14.72	14.64	15.12	22.14	16.06
4		15.64	15.45	14.80	21.36	15.15	15.30	16.91	18.20	16.13
5		15.15	16.72	15.05	17.36	15.18	15.09	15.74	16.60	21.85
6		15.09	14.90	15.09		14.81	15.00	15.23	16.45	16.61
7		14.84	14.42	15.10		14.91	15.16	15.67	16.09	45.99
8		14.78	15.75	16.48		14.62	15.38	15.84	17.72	17.17
9		14.78	15.37	14.64		15.49	14.86	15.42	17.42	15.92
10		15.27	14.80	14.80		14.80	14.93	16.56	22.02	15.72
11		15.04	14.73	15.09		14.65	14.90	29.19	19.08	16.21
12		15.03	16.84	15.17		15.47	16.17	16.44	20.27	16.25
13		14.72	14.44	15.22		15.02	19.60	16.92	17.84	19.29
14		14.34	14.36	14.62		14.83	16.00	33.74	17.60	20.22
15		15.10	19.73	14.83		14.62	14.91	16.17	16.43	29.15
16		15.28	15.03	14.95		14.44	14.94			
17		14.94	15.04	15.27		14.98	14.84			
18		14.76	14.81	14.73		15.64	15.14			
19		14.93	14.98	18.49		14.81	15.51			
20		16.61	15.07	18.38		14.87	15.37			
21						14.61				
22										

