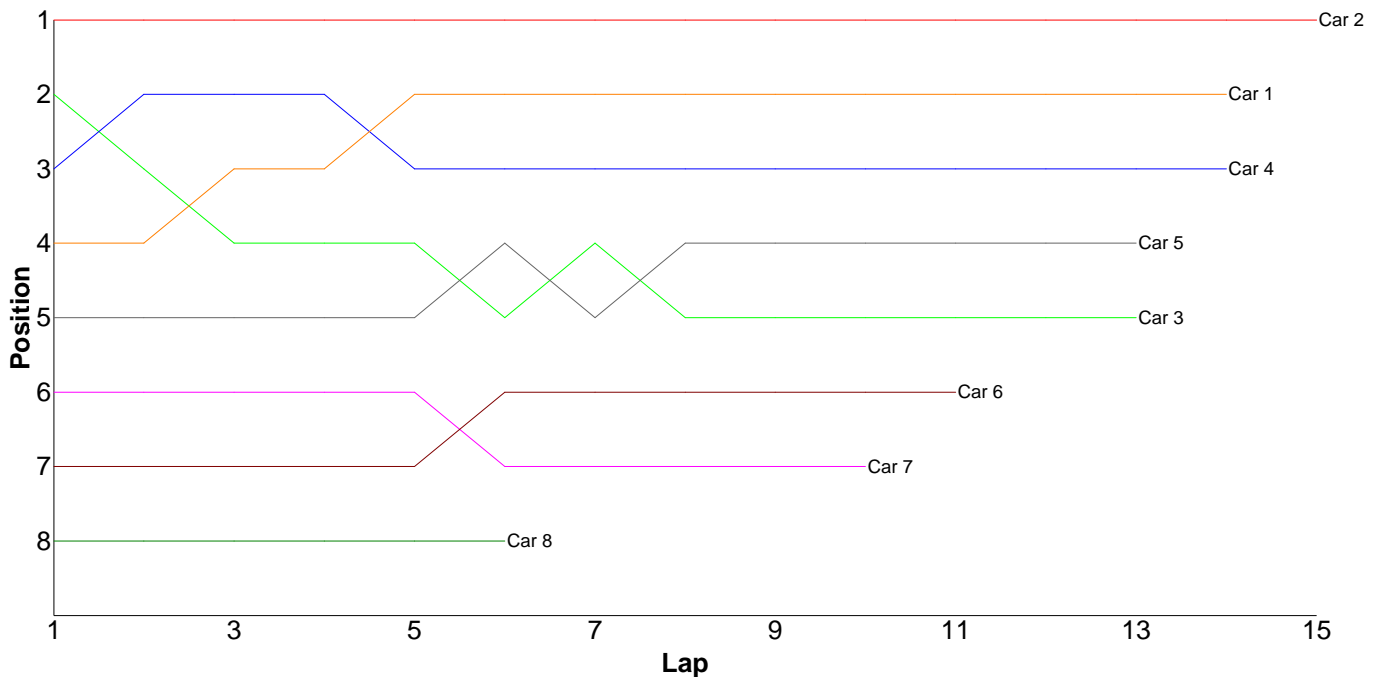


# Race Results

## Tamiya Stock - A Final Leg 1

Pos	Car	Form	Name	Result	Ave	Best
1	2	F1	Tim Webb	15 / 319.45	21.29	20.16
2	1		Rob Baxter	14 / 302.83	21.63	19.80
3	4	F1	Scott Stokes	14 / 318.41	22.74	20.97
4	5	F2	Paul Barrett	13 / 306.02	23.54	20.95
5	3	F1	Kieran Stokes	13 / 313.32	24.10	21.17
6	6	F2	Martin Duplock	11 / 308.57	28.05	24.28
7	7	F2	Dale Roberts	10 / 293.60	29.36	25.34
8	8	F2	Dawn Skelton	6 / 293.44	48.90	32.49

Lap	Car 1	Car 2	Car 3	Car 4	Car 5	Car 6	Car 7	Car 8
1	34.70	33.20	33.65	34.66	39.90	46.11	43.60	73.83
2	23.94	20.17	23.54	22.03	21.60	26.07	25.59	32.49
3	19.90	20.33	21.42	21.17	21.16	24.90	25.40	34.54
4	21.32	20.23	22.58	21.54	21.38	25.86	25.34	73.84
5	21.97	20.16	22.15	23.82	21.27	25.96	27.69	38.75
6	20.25	20.24	23.79	21.23	21.30	27.77	29.59	39.99
7	19.98	20.31	21.53	21.11	22.53	25.86	27.18	
8	19.80	21.28	26.94	22.54	21.41	24.28	34.85	
9	19.99	20.78	22.58	20.97	20.99	25.62	27.05	
10	19.96	20.36	21.61	21.36	20.95	28.11	27.31	
11	19.95	20.22	21.33	22.37	24.80	28.03		
12	20.92	20.47	21.17	22.48	22.63			
13	20.00	20.52	31.03	21.85	26.10			
14	20.15	20.58		21.28				
15		20.60						
16								



## <IC Tour + Outlaw> - B Final Leg 1

Pos	Car	Form	Name	Class	Result	Ave	Best
1	9	F2	Michael Pilgram	IC Scale Touring	9 / 0.00	0.00	0.00
2	1	F2	Mike Paine	IC Scale Touring	8 / 0.00	0.00	0.00
3	2	F2	Colin Taggart	IC Scale Touring	7 / 0.00	0.00	0.00
4	3	F2	Phillip Pullen	IC Scale Touring	6 / 0.00	0.00	0.00
5	6		Jon Wilkins	200mm IC Outlaw	5 / 0.00	0.00	0.00
6	8	F2	James Stone	IC Scale Touring	4 / 0.00	0.00	0.00
7	5	F2	Andrew Mills	IC Scale Touring	3 / 0.00	0.00	0.00
=8	4	F2	Roy Kelley	IC Scale Touring	0 / 0.00	0.00	0.00
=8	7	F1	Adrian Poole	IC Scale Touring	0 / 0.00	0.00	0.00

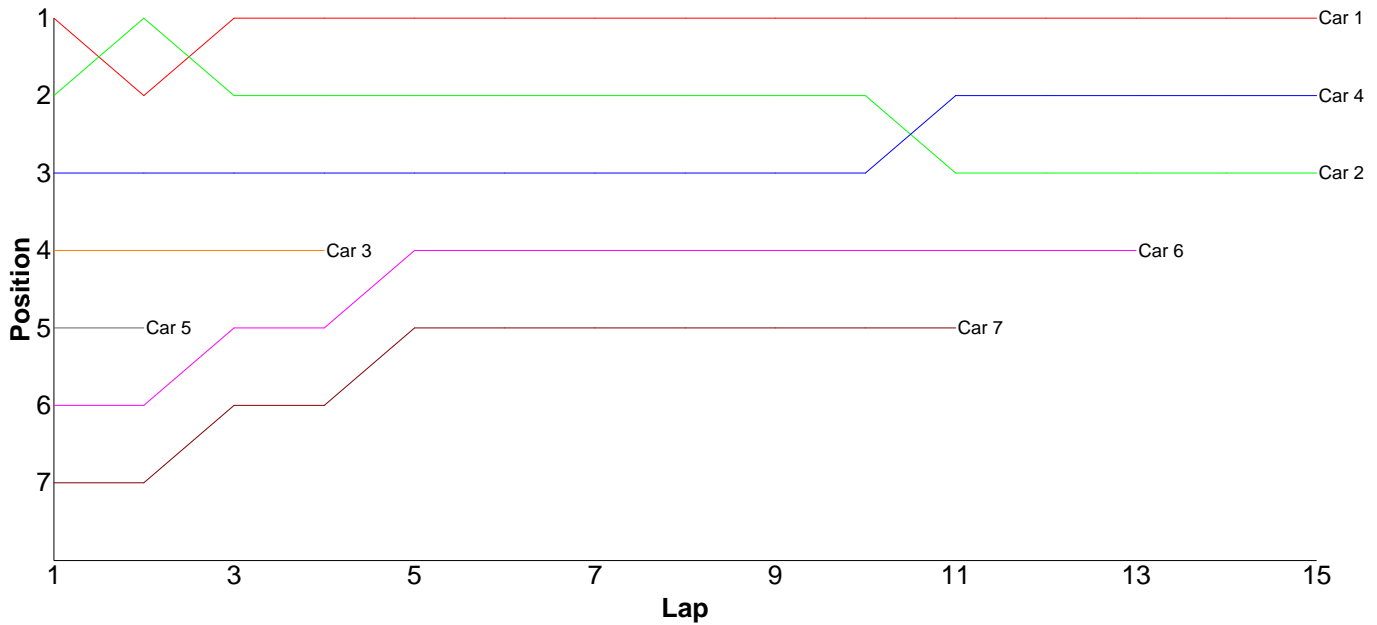
Lap	Car 1	Car 2	Car 3	Car 4	Car 5	Car 6	Car 7	Car 8	Car 9
-----	-------	-------	-------	-------	-------	-------	-------	-------	-------

1

# 27T Stock Touring - A Final Leg 1

Pos	Car	Form	Name	Result	Ave	Best
1	1		Trevor Scrase	15 / 301.91	20.12	18.95
2	4		Ian Cairns	15 / 306.13	20.40	18.84
3	2	F1	Kevin Bissell	15 / 311.19	20.74	19.26
4	6		Simon Anderson	13 / 321.15	24.70	23.10
5	7	F2	Andy Lewis	11 / 326.14	29.64	24.57
6	3		Chris Bradshaw	4 / 102.43	25.60	22.17
7	5	F2	Robin Francis	2 / 58.25	29.12	24.34

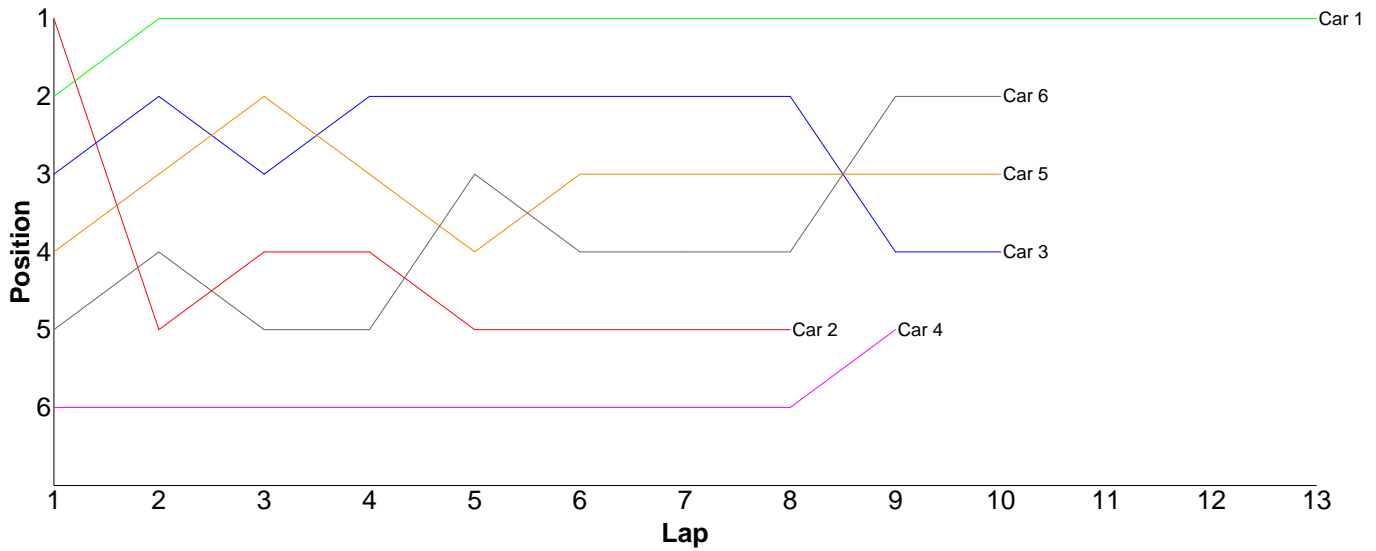
Lap	Car 1	Car 2	Car 3	Car 4	Car 5	Car 6	Car 7
1	28.82	29.74	31.79	30.87	33.91	36.84	42.32
2	20.75	19.55	22.17	20.95	24.34	23.78	27.59
3	19.20	19.58	22.83	19.25		25.60	28.48
4	19.04	19.99	25.64	18.84		23.96	24.57
5	19.24	19.35		19.22		24.03	27.64
6	18.99	19.52		19.73		23.19	30.62
7	19.26	19.60		19.67		23.10	27.75
8	19.10	19.88		19.10		23.41	26.65
9	18.95	19.26		19.41		23.17	33.10
10	19.60	19.54		19.12		23.10	29.64
11	19.30	24.02		21.77		23.49	27.78
12	20.23	21.26		19.51		23.67	
13	19.88	20.19		19.74		23.81	
14	19.58	20.08		19.26			
15	19.97	19.63		19.69			
16							



# Bikes - B Final Leg 1

Pos	Car	Form	Name	Result	Ave	Best
1	1	F1	Scott Adderson	13 / 319.41	24.57	18.61
2	6		Matthew Book	10 / 311.25	31.12	24.18
3	5		Fred Martin	10 / 313.72	31.37	21.65
4	3	F1	Peter Chang	10 / 336.07	33.60	19.91
5	4		Chris Groom	9 / 328.77	36.53	25.91
6	2	F1	Matt Tims	8 / 284.59	35.57	16.00

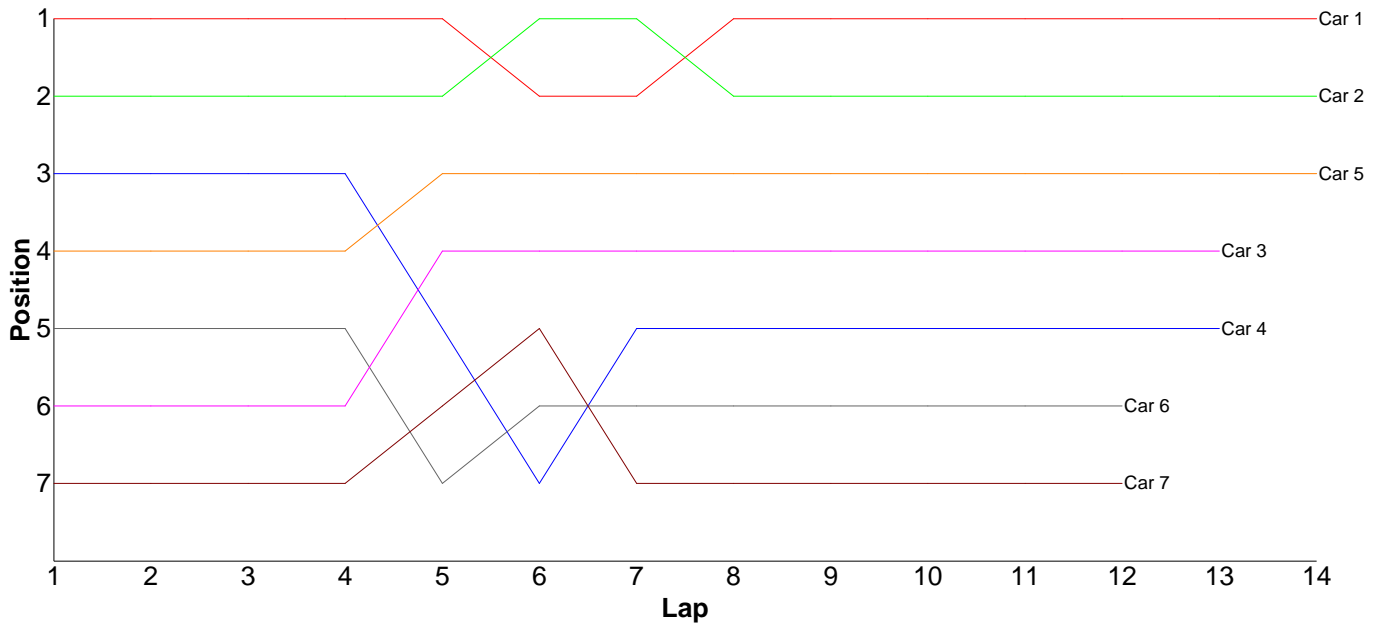
Lap	Car 1	Car 2	Car 3	Car 4	Car 5	Car 6
1	18.61	16.00	19.91	25.91	21.65	24.18
2	25.95	45.86	28.63	38.90	28.58	33.62
3	25.50	25.73	33.57	86.10	27.53	31.61
4	25.00	33.73	29.33	27.83	41.72	35.09
5	25.58	45.77	30.80	27.33	36.20	30.36
6	25.19	37.67	38.66	33.69	28.01	33.37
7	24.96	43.68	30.52	27.50	28.70	28.61
8	24.98	36.15	37.46	27.97	37.30	36.50
9	24.28		47.80	33.54	34.02	29.63
10	25.14		39.39		30.01	28.28
11	23.93					
12	24.74					
13	25.55					
14						



# Bikes - A Final Leg 1

Pos	Car	Form	Name	Result	Ave	Best
1	1		Jevon Frost	14 / 308.75	22.05	14.22
2	2	F1	Steve Leake	14 / 311.47	22.24	16.63
3	5	F1	Roki Read	14 / 319.95	22.85	20.01
4	3		Simon Lancaster	13 / 304.42	23.41	22.92
5	4	F1	Andy Carless	13 / 315.64	24.28	18.09
6	6		Graham Clarke	12 / 305.62	25.46	21.57
7	7		Dave Richards	12 / 316.23	26.35	23.79

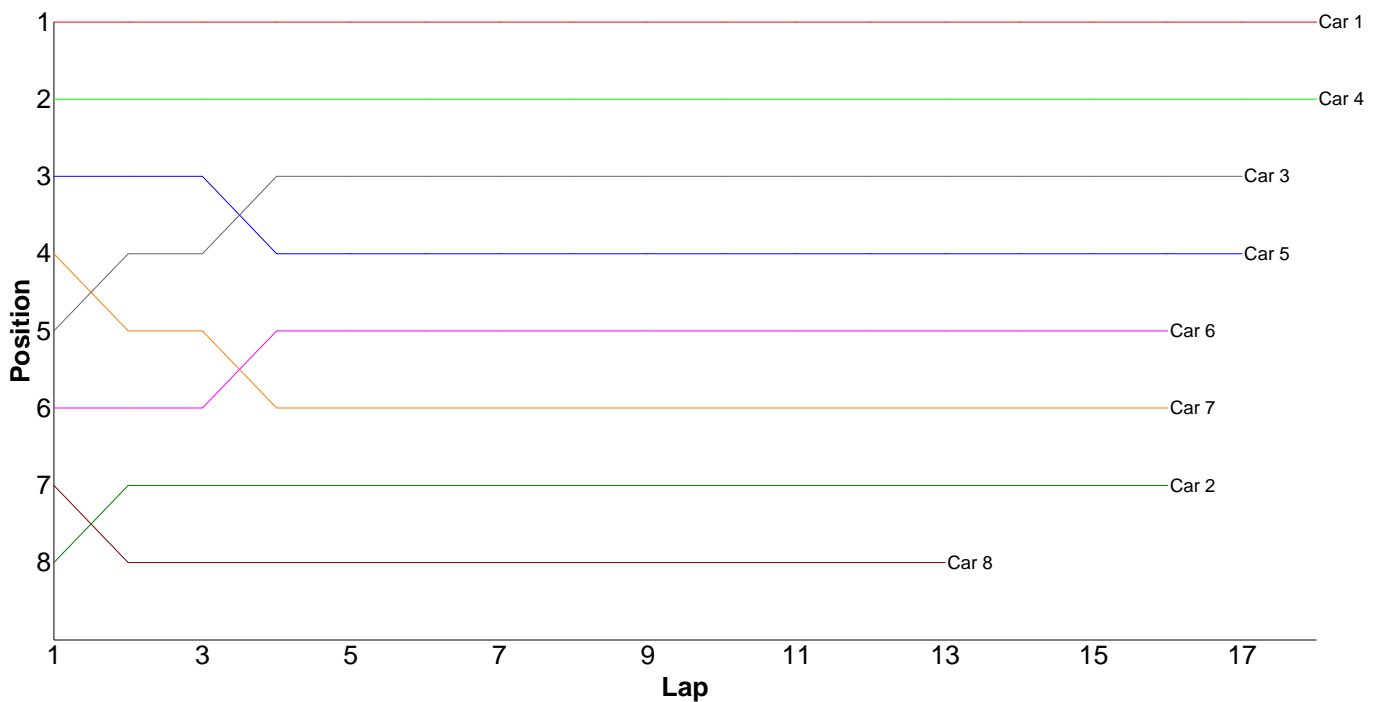
Lap	Car 1	Car 2	Car 3	Car 4	Car 5	Car 6	Car 7
1	14.22	16.63	24.78	18.09	20.01	21.57	29.21
2	23.49	23.24	23.81	23.08	24.85	24.88	24.16
3	22.16	22.69	23.06	23.93	22.43	23.29	24.07
4	21.65	22.75	23.02	23.16	21.83	23.17	24.39
5	22.28	23.02	23.01	36.50	23.38	34.80	24.36
6	27.76	22.57	22.92	29.84	22.44	24.49	23.79
7	22.56	22.88	23.50	23.34	22.25	29.35	35.35
8	21.84	23.54	23.30	22.84	22.58	22.44	24.17
9	22.01	22.58	22.93	23.30	23.61	22.34	25.07
10	21.81	22.17	23.04	23.10	25.65	28.47	23.82
11	21.88	22.48	23.58	22.42	23.37	27.93	28.36
12	22.37	22.10	24.00	22.77	22.45	22.89	29.48
13	21.92	22.22	23.47	23.27	22.35		
14	22.80	22.60			22.75		
15							



# <Pro-Stock + EP O/L> - A Final Leg 1

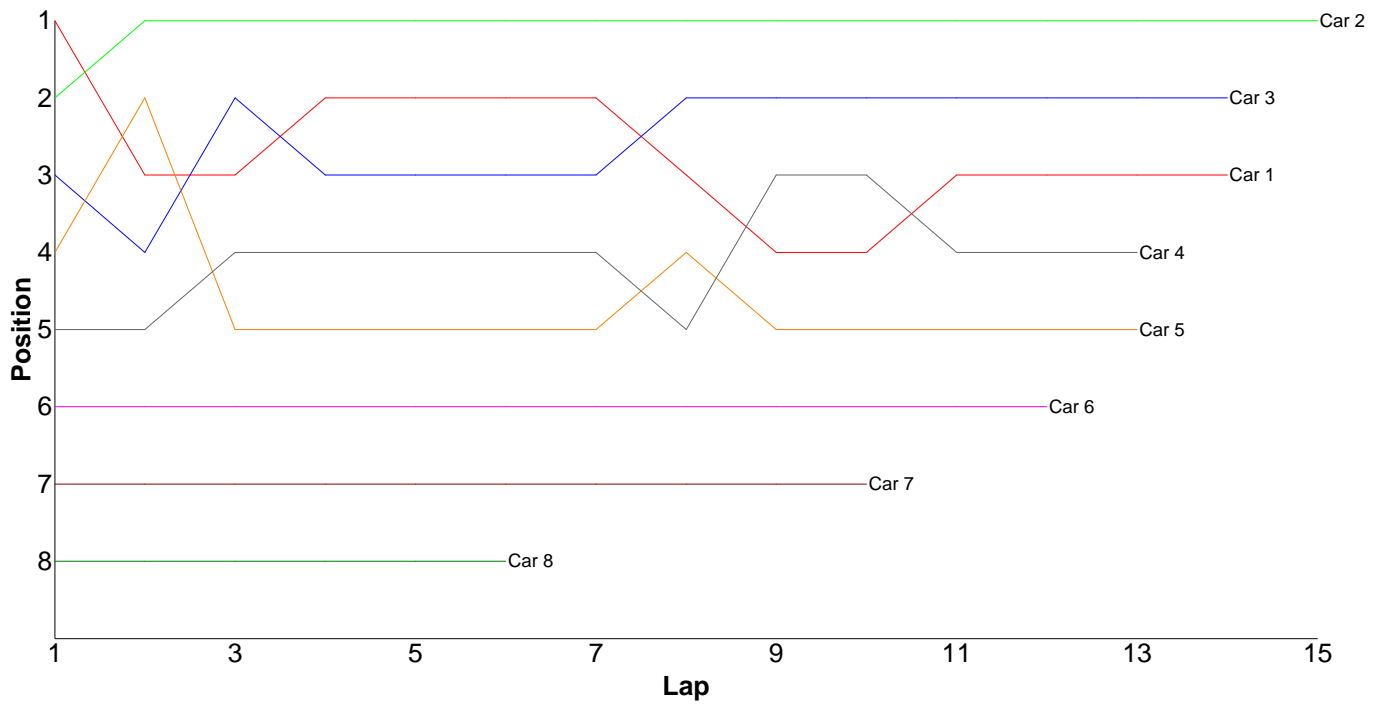
Pos	Car	Form	Name	Class	Result	Ave	Best
1	1	F1	Nigel Moss	Pro-Stock	18 / 307.33	17.07	15.81
2	4	F1	Matthew Quinlisk	Pro-Stock	18 / 311.80	17.32	16.20
3	3		Rob Baxter	Pro-Stock	17 / 301.41	17.73	16.32
4	5	F1	Nick Adams	Pro-Stock	17 / 311.18	18.30	17.11
5	6	F1	Kevin Bissell	Pro-Stock	16 / 300.68	18.79	17.41
6	7	F1	Dave Skelton	Pro-Stock	16 / 305.82	19.11	17.45
7	2		Aaron Palmer	Pro-Stock	16 / 308.94	19.30	17.35
8	8		Martin Trice	Electric Outlaw	13 / 302.99	23.30	20.50

Lap	Car 1	Car 2	Car 3	Car 4	Car 5	Car 6	Car 7	Car 8
1	25.13	38.00	30.63	28.06	29.77	31.30	30.36	34.80
2	16.37	17.71	17.52	17.19	17.99	17.86	18.30	23.07
3	16.52	18.28	17.92	16.84	18.17	18.30	18.45	22.40
4	16.17	19.13	17.51	16.75	18.02	18.09	18.78	25.30
5	15.98	18.35	16.99	16.57	17.68	17.80	18.01	21.81
6	16.13	18.56	16.95	16.32	17.63	17.60	17.91	21.16
7	16.02	18.00	16.89	16.62	17.79	18.81	20.13	20.92
8	17.11	17.80	16.93	16.95	17.29	18.58	17.99	21.65
9	16.35	19.37	16.73	16.58	17.23	17.53	17.45	21.35
10	16.02	17.45	16.72	16.67	18.23	17.88	17.45	21.81
11	17.42	17.55	16.42	16.59	17.33	17.82	18.21	26.04
12	16.94	17.35	16.92	17.74	17.34	17.41	18.03	20.50
13	15.87	18.11	16.58	16.64	17.56	18.52	17.70	22.18
14	15.81	18.38	16.82	16.39	17.12	17.88	19.49	
15	16.10	17.55	16.84	16.48	17.61	17.51	17.80	
16	16.76	17.35	16.32	16.20	17.11	17.79	19.76	
17	16.35		16.72	16.31	17.31			
18	20.28			16.90				
19								

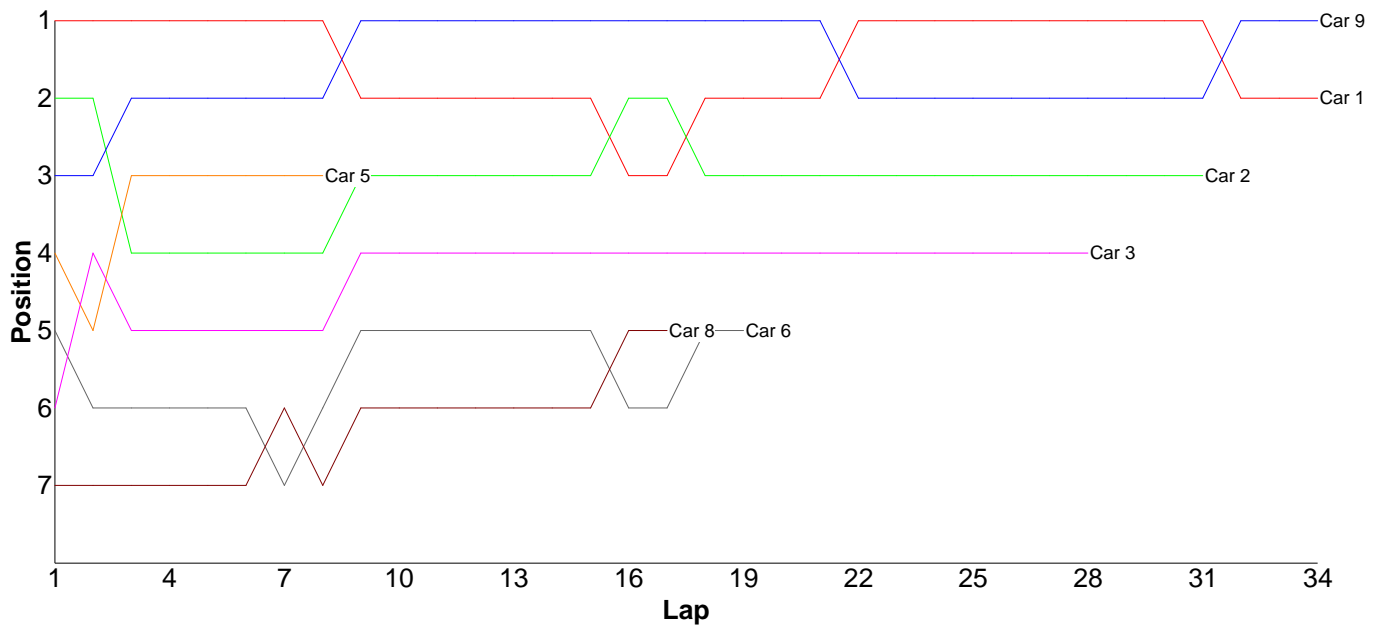








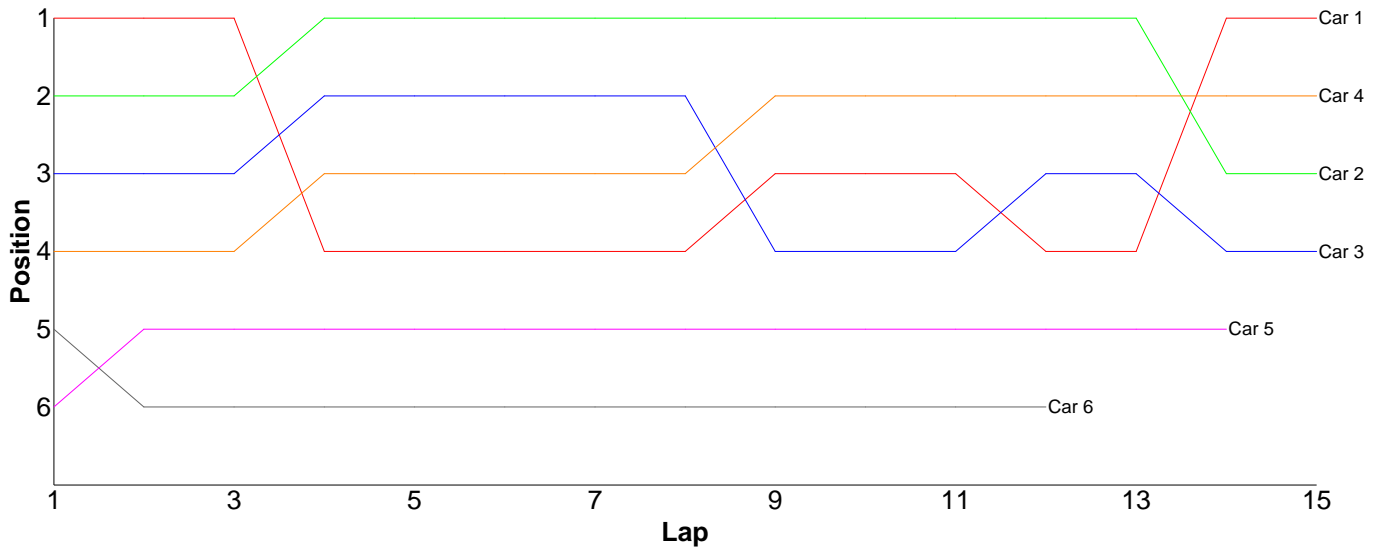




## 27T Stock Touring - A Final Leg 2

Pos	Car	Form	Name	Result	Ave	Best
1	1		Trevor Scrase	15 / 303.71	20.24	18.47
2	4		Ian Cairns	15 / 304.67	20.31	18.50
3	2	F1	Kevin Bissell	15 / 307.16	20.47	18.91
4	3		Chris Bradshaw	15 / 307.36	20.49	18.67
5	5	F2	Robin Francis	14 / 311.28	22.23	18.98
6	6		Simon Anderson	12 / 306.76	25.56	23.86
7	7	F2	Andy Lewis	0 / 0.00	0.00	0.00

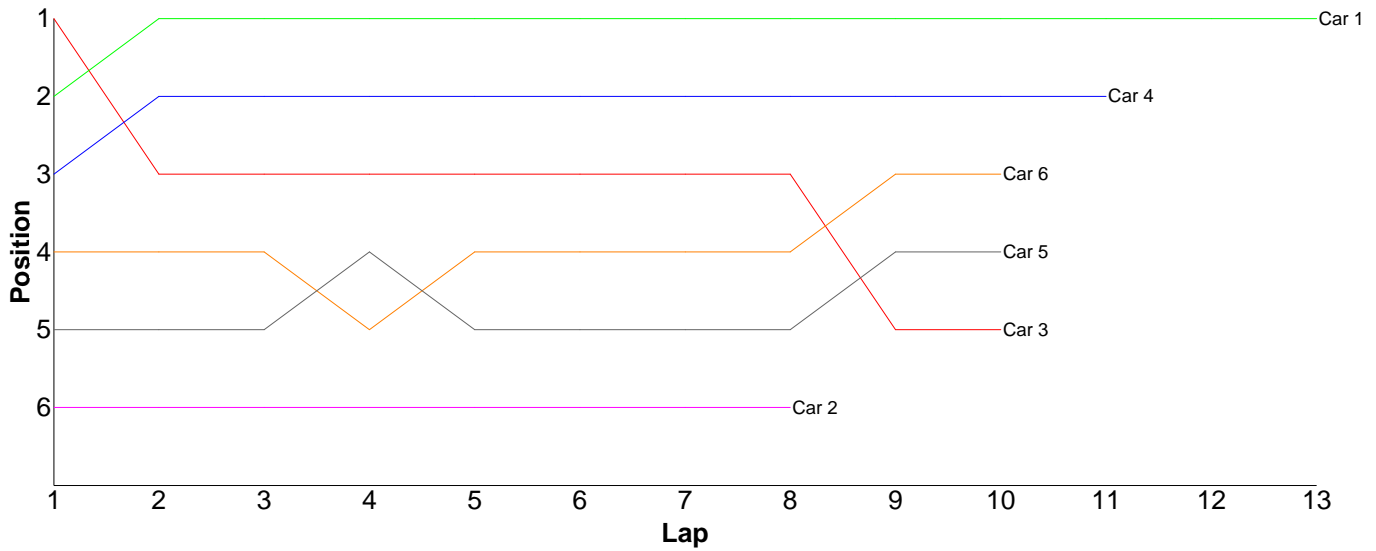
Lap	Car 1	Car 2	Car 3	Car 4	Car 5	Car 6	Car 7
1	28.84	29.53	30.50	34.62	39.80	39.06	
2	19.50	19.31	18.79	18.69	21.49	24.86	
3	19.01	19.28	19.64	18.50	20.65	25.15	
4	25.60	19.34	18.84	18.64	19.34	24.67	
5	19.82	19.28	20.38	19.19	20.70	23.95	
6	18.88	19.10	19.04	18.65	19.49	23.86	
7	18.70	19.74	18.80	18.63	18.98	24.38	
8	18.69	18.91	18.88	18.65	19.58	23.95	
9	18.59	19.34	23.22	18.67	21.16	24.47	
10	18.47	19.14	19.01	18.93	22.15	23.87	
11	18.81	19.21	18.67	19.32	22.07	24.16	
12	20.94	20.42	19.16	20.71	24.56	24.38	
13	19.16	19.59	19.33	19.35	21.52		
14	19.61	25.23	23.72	22.81	19.79		
15	19.09	19.74	19.38	19.31			
16							



## Bikes - B Final Leg 2

Pos	Car	Form	Name	Result	Ave	Best
1	1	F1	Scott Adderson	13 / 311.33	23.94	19.22
2	4		Chris Groom	11 / 306.66	27.87	23.05
3	6		Matthew Book	10 / 317.24	31.72	28.88
4	5		Fred Martin	10 / 320.31	32.03	27.20
5	3	F1	Peter Chang	10 / 330.58	33.05	18.77
6	2	F1	Matt Tims	8 / 305.33	38.16	23.46

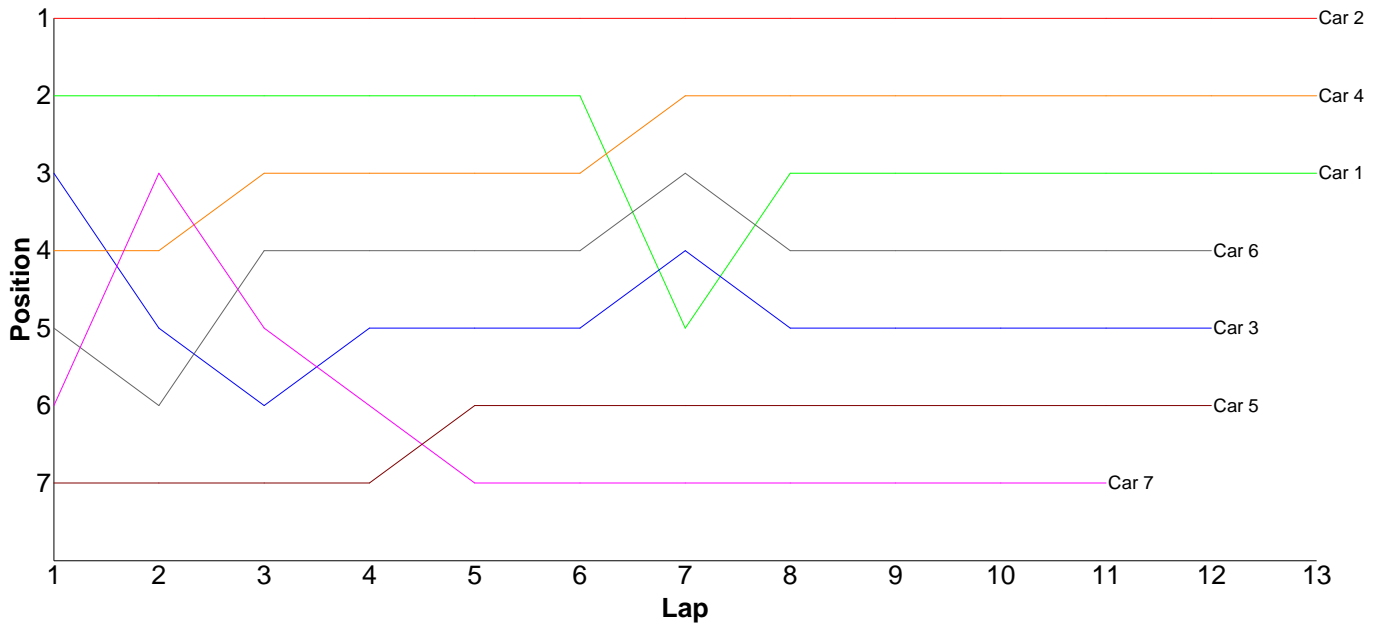
Lap	Car 1	Car 2	Car 3	Car 4	Car 5	Car 6
1	19.22	107.32	18.77	23.05	33.26	29.00
2	24.44	25.48	32.75	27.41	29.05	29.08
3	24.57	27.88	36.07	27.04	37.87	35.93
4	24.64	34.19	35.41	25.87	27.20	35.15
5	24.48	25.35	27.19	34.48	40.08	28.90
6	23.59	35.56	28.10	33.90	36.73	28.88
7	25.13	26.09	28.76	26.80	27.72	29.45
8	24.65	23.46	38.65	27.08	27.75	38.42
9	24.69		45.85	26.73	30.42	33.45
10	23.76		39.03	26.78	30.23	28.98
11	23.60			27.52		
12	24.10					
13	24.46					
14						



# Bikes - A Final Leg 2

Pos	Car	Form	Name	Result	Ave	Best
1	2	F1	Steve Leake	13 / 304.37	23.41	16.30
2	4	F1	Andy Carless	13 / 307.00	23.61	18.49
3	1		Jevon Frost	13 / 314.69	24.20	17.65
4	6		Graham Clarke	12 / 307.43	25.61	21.67
5	3		Simon Lancaster	12 / 312.50	26.04	17.70
6	5	F1	Roki Read	12 / 321.90	26.82	21.72
7	7		Dave Richards	11 / 322.40	29.30	23.58

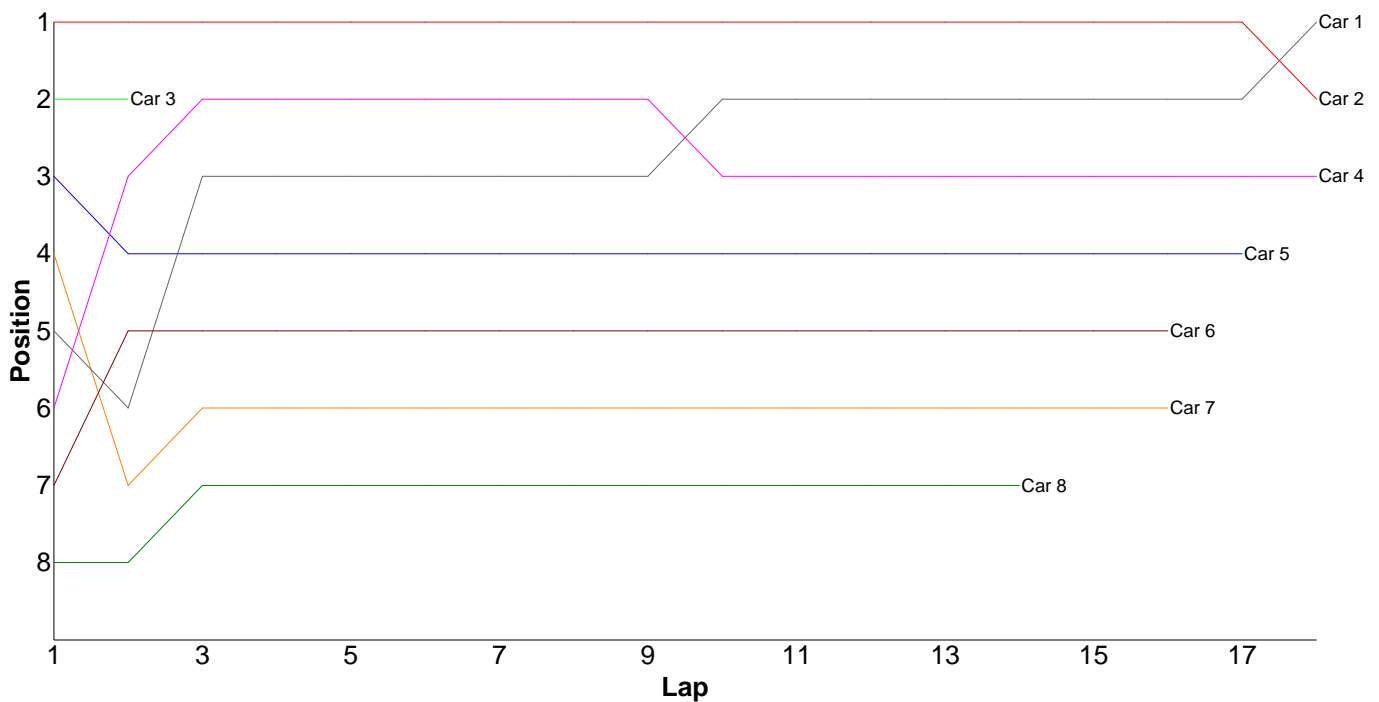
Lap	Car 1	Car 2	Car 3	Car 4	Car 5	Car 6	Car 7
1	17.65	16.30	17.70	18.49	40.80	21.67	23.89
2	23.15	23.67	32.46	30.31	27.95	29.80	24.36
3	22.35	22.85	26.22	23.73	29.18	22.18	25.41
4	24.07	22.00	28.87	22.96	26.49	22.88	41.72
5	22.17	23.14	28.61	22.76	22.53	22.89	42.06
6	22.80	22.66	23.72	23.56	23.26	23.94	25.87
7	49.91	28.17	22.44	23.34	23.18	33.29	30.45
8	22.73	24.17	32.37	23.54	23.16	31.86	25.18
9	22.11	29.61	29.58	24.66	26.03	22.92	25.05
10	22.07	24.18	24.32	23.99	25.28	30.51	23.58
11	22.14	22.55	22.68	23.13	21.72	23.19	34.83
12	21.52	22.24	23.53	23.48	32.32	22.30	
13	22.02	22.83		23.05			
14							



## <Pro-Stock + EP O/L> - A Final Leg 2

Pos	Car	Form	Name	Class	Result	Ave	Best
1	1	F1	Nigel Moss	Pro-Stock	18 / 304.01	16.88	15.49
2	2		Aaron Palmer	Pro-Stock	18 / 304.60	16.92	15.97
3	4	F1	Matthew Quinlisk	Pro-Stock	18 / 311.46	17.30	16.16
4	5	F1	Nick Adams	Pro-Stock	17 / 315.36	18.55	17.51
5	6	F1	Kevin Bissell	Pro-Stock	16 / 300.93	18.80	17.27
6	7	F1	Dave Skelton	Pro-Stock	16 / 302.17	18.88	17.16
7	8		Martin Trice	Electric Outlaw	14 / 309.05	22.07	19.86
8	3		Rob Baxter	Pro-Stock	2 / 44.35	22.17	17.53

Lap	Car 1	Car 2	Car 3	Car 4	Car 5	Car 6	Car 7	Car 8
1	29.15	25.14	26.82	29.64	28.79	29.90	29.03	33.66
2	19.14	16.37	17.53	16.88	18.48	18.35	19.77	20.11
3	16.29	16.72		16.27	18.29	18.38	18.15	20.18
4	15.80	16.73		16.36	17.68	18.17	19.72	21.49
5	15.81	16.61		16.26	17.65	18.09	17.82	22.21
6	16.27	16.48		16.30	17.93	17.60	17.96	21.47
7	16.03	15.97		16.60	17.58	17.65	19.36	21.71
8	16.50	16.15		16.46	17.69	17.91	17.55	22.29
9	16.61	16.53		16.65	17.75	18.51	17.53	20.54
10	16.36	16.40		17.27	18.36	17.31	20.47	20.22
11	16.32	16.36		16.69	17.85	17.75	17.66	19.86
12	15.64	16.67		16.21	18.05	17.99	17.16	22.77
13	15.55	16.76		16.59	18.23	20.03	17.24	20.33
14	15.68	16.37		16.63	18.13	17.97	17.25	22.21
15	15.77	16.25		16.92	17.58	18.05	18.16	
16	15.49	16.22		17.04	17.81	17.27	17.34	
17	15.83	16.21		16.16	17.51			
18	15.77	16.66		16.53				
19								



## <IC Tour + Outlaw> - A Final Leg 2

Pos	Car	Form	Name	Result	Ave	Best
1	1	F1	John Zottl	10 / 0.00	0.00	0.00
2	4	F1	Alex Brown	9 / 0.00	0.00	0.00
3	3	F1	Iain Hollands	8 / 0.00	0.00	0.00
4	2	F1	Mark Sellars	7 / 0.00	0.00	0.00
5	5	F1	Barry Smith	6 / 0.00	0.00	0.00
6	7	F2	Jim Beesley	5 / 0.00	0.00	0.00
7	6	F2	David Forsythe	4 / 0.00	0.00	0.00
8	8	F2	James Rumble	3 / 0.00	0.00	0.00
9	9	F2	Stephen Mills	2 / 0.00	0.00	0.00
10	10		Gary Fuller	1 / 0.00	0.00	0.00

Lap	Car 1	Car 2	Car 3	Car 4	Car 5	Car 6	Car 7	Car 8	Car 9	Car 10
1										

Produced by RC-Timing 2006 on 17 Feb 2008, 6:20 PM. [www.RC-Timing.com](http://www.RC-Timing.com)