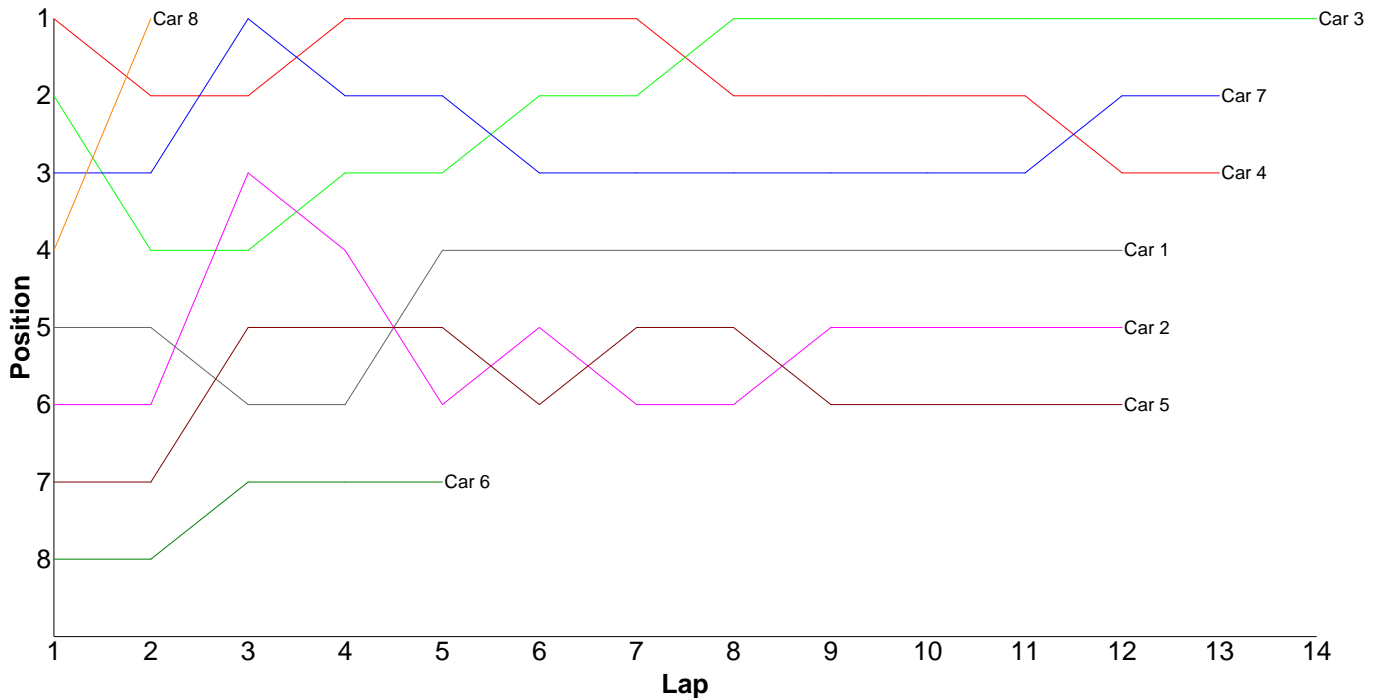


Race Results

Heat 1 - Round 1 (Tamiya Stock)

Pos	Car	Form	Name	Member Type	Result	Ave	Best
1	3	F2	Thomas Francis	S2008	14 / 314.34	22.45	20.78
2	7	F2	Paul Barrett	S2008	13 / 307.74	23.67	22.17
3	4	F1	Scott Stokes	S2008	13 / 319.21	24.55	21.98
4	1	F1	Neil Pilkington	S2008	12 / 303.06	25.25	22.51
5	2	F1	Kieran Stokes	J2008	12 / 311.78	25.98	22.53
6	5	F2	Dale Roberts	S2008	12 / 318.84	26.57	24.50
7	6	F2	Dawn Skelton	S2008	5 / 243.65	48.73	42.74
8	8		Gerald Page	S2008	2 / 45.56	22.78	21.93

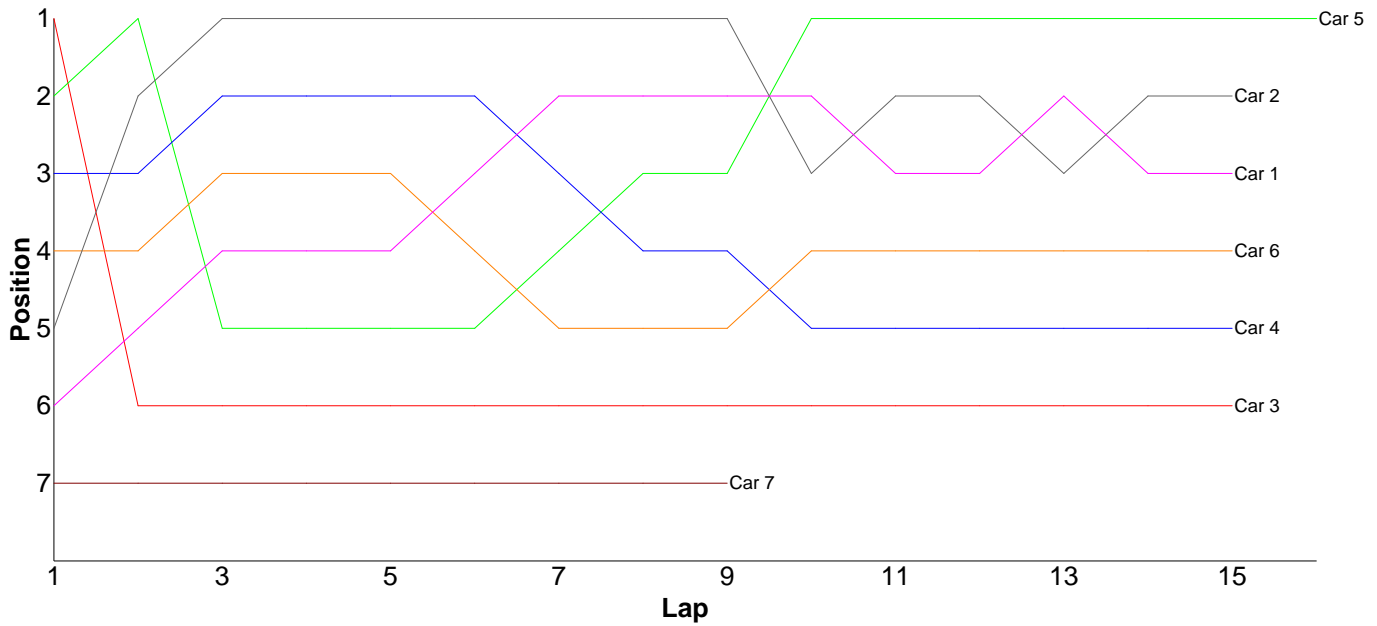
Lap	Car 1	Car 2	Car 3	Car 4	Car 5	Car 6	Car 7	Car 8
1	23.92	25.57	23.04	21.98	26.93	51.71	23.22	23.63
2	25.06	23.56	23.47	23.76	27.14	48.66	22.61	21.93
3	34.01	25.54	28.75	23.85	27.65	42.74	22.30	
4	24.31	26.04	22.24	22.59	24.69	57.65	28.70	
5	22.89	32.70	22.18	22.12	25.26	42.89	22.75	
6	22.51	27.51	22.34	24.66	32.35		23.44	
7	28.55	31.64	21.50	23.60	26.62		22.79	
8	28.68	26.14	21.13	24.17	26.13		22.69	
9	23.21	22.53	21.00	24.12	25.26		24.31	
10	22.75	23.01	22.01	23.89	24.50		26.03	
11	22.84	23.89	21.05	24.68	25.80		23.01	
12	24.33	23.65	21.48	29.69	26.51		22.17	
13			23.37	30.10			23.72	
14			20.78					
15								



Heat 2 - Round 1 (27T Stock Touring)

Pos	Car	Form	Name	Member Type	Result	Ave	Best
1	5		Chris Graco	Guest	16 / 314.97	19.68	18.63
2	2	F2	Mick Barnes	S2008	15 / 302.87	20.19	18.44
3	1		Ian Cairns	Guest	15 / 302.91	20.19	19.10
4	6		Chris Bradshaw	Guest	15 / 304.24	20.28	19.28
5	4	F2	Robin Francis	S2008	15 / 312.52	20.83	19.68
6	3		Mason Sadler	Guest	15 / 317.07	21.13	19.37
7	7	F2	Andy Lewis	S2008	9 / 278.28	30.92	29.99

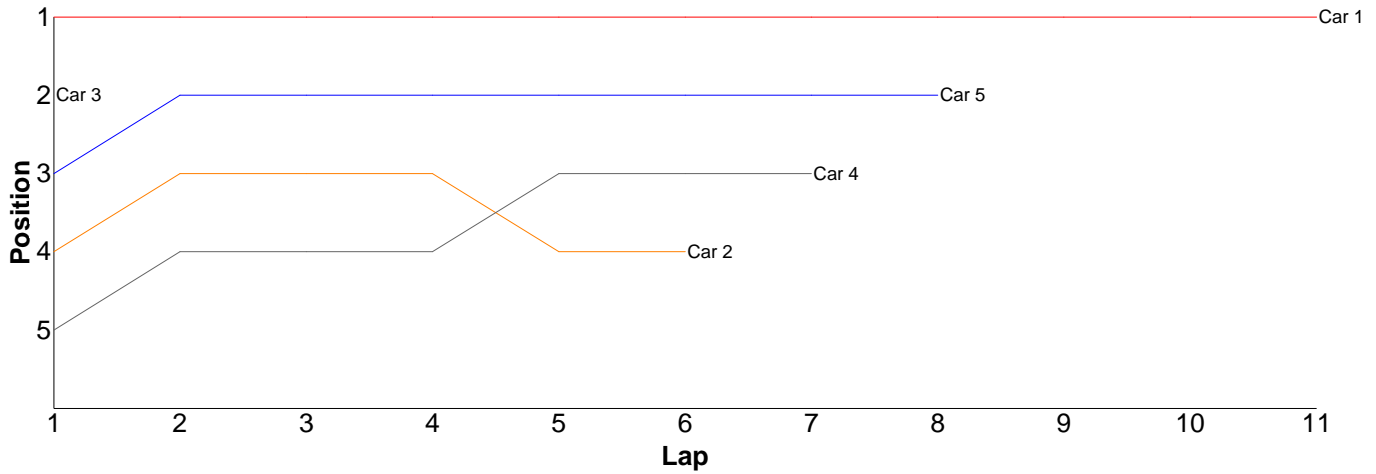
Lap	Car 1	Car 2	Car 3	Car 4	Car 5	Car 6	Car 7
1	23.21	22.10	20.19	21.44	21.05	21.50	31.24
2	20.01	18.91	29.40	19.83	19.86	21.00	31.20
3	20.54	19.99	21.31	20.39	25.10	20.46	30.86
4	20.03	18.60	20.37	20.95	19.47	20.36	30.18
5	19.75	19.27	20.65	19.71	19.52	20.11	29.99
6	19.10	19.32	19.92	20.09	19.14	20.52	30.11
7	19.32	18.44	20.05	19.68	19.15	19.68	30.90
8	19.56	18.67	20.61	20.75	18.73	21.16	33.07
9	19.93	18.52	20.97	21.37	19.50	20.04	30.73
10	19.42	27.64	20.59	20.43	19.19	19.28	
11	19.52	18.90	19.70	20.30	19.06	20.29	
12	19.44	19.36	23.21	20.54	19.84	20.17	
13	19.54	21.30	19.37	26.25	18.79	19.99	
14	20.90	18.89	19.84	20.50	18.63	19.84	
15	22.64	22.96	20.89	20.29	18.96	19.84	
16					18.98		
17							



Heat 3 - Round 1 (Bikes)

Pos	Car	Form	Name	Member Type	Result	Ave	Best
1	1	F1	Neville Smith	S2008	11 / 302.89	27.53	24.92
2	5		Jack Foord	Guest	8 / 289.33	36.16	29.95
3	4		Brian Foord	Guest	7 / 267.59	38.22	24.68
4	2		Chris Groom	Guest	6 / 291.82	48.63	36.85
5	3	F1	Peter Chang	S2008	1 / 28.89	28.89	28.89

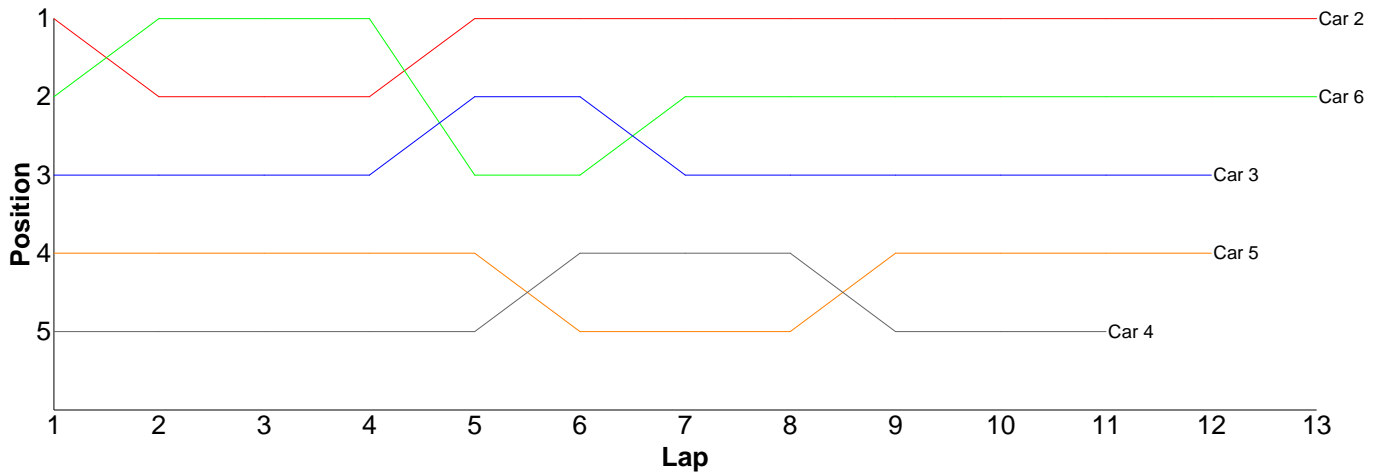
Lap	Car 1	Car 2	Car 3	Car 4	Car 5
1	25.69	39.06	28.89	76.67	34.60
2	25.88	64.93		61.75	30.75
3	25.10	36.85		26.08	30.02
4	25.74	41.69		26.17	39.58
5	24.93	64.63		24.68	30.35
6	36.81	44.66		26.14	30.79
7	26.09			26.10	63.29
8	25.82				29.95
9	35.39				
10	26.52				
11	24.92				
12					



Heat 4 - Round 1 (Bikes)

Pos	Car	Form	Name	Member Type	Result	Ave	Best
1	2	F1	Steve Leake	S2008	13 / 314.74	24.21	22.69
2	6	F1	Matt Tims	S2008	13 / 320.17	24.62	21.94
3	3	F1	Andy Carless	S2008	12 / 314.03	26.16	22.54
4	5	F1	Scott Adderson	S2008	12 / 318.01	26.50	23.29
5	4	F1	Dave Tims	S2008	11 / 320.34	29.12	23.86
6	1		Jevon Frost	Guest	0 / 0.00	0.00	0.00

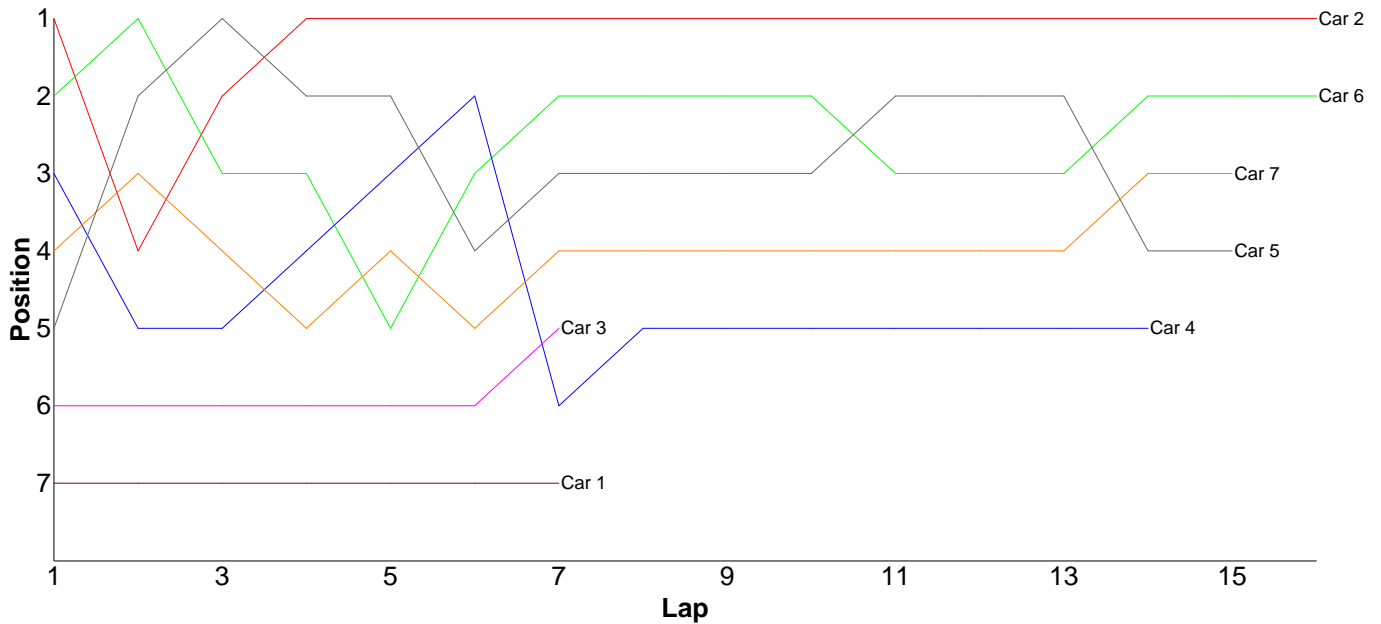
Lap	Car 1	Car 2	Car 3	Car 4	Car 5	Car 6
1		23.27	23.92	33.03	31.71	23.87
2		24.91	27.68	23.86	24.02	21.94
3		23.16	22.73	30.62	24.18	22.26
4		23.15	22.54	24.73	24.16	22.90
5		22.69	23.78	28.14	23.29	29.77
6		23.15	23.01	25.04	45.93	24.53
7		23.45	37.64	29.16	24.81	32.80
8		23.25	23.61	24.87	23.95	23.83
9		23.59	37.00	47.15	23.77	23.20
10		23.57	24.97	28.37	24.10	23.92
11		33.15	24.03	25.37	23.64	22.86
12		23.59	23.12		24.45	24.36
13		23.81				23.93
14						



Heat 5 - Round 1 (<IC-10>)

Pos	Car	Form	Name	Class	Member Type	Result	Ave	Best
1	2	F2	Stephen Mills	IC Scale Touring	S2008	16 / 301.77	18.86	17.02
2	6	F2	Michael Pilgram	IC Scale Touring	J2008	16 / 309.57	19.34	17.06
3	7	F2	James Stone	IC Scale Touring	S2008	15 / 299.40	19.96	18.47
4	5		Jon Wilkins	200mm IC Outlaw	S2008	15 / 305.36	20.35	17.73
5	4		Gary Fuller	IC Scale Touring	Guest	14 / 317.10	22.65	17.93
6	3	F2	Phillip Pullen	IC Scale Touring	S2008	7 / 164.99	23.57	18.61
7	1	F2	Colin Taggart	IC Scale Touring	S2008	7 / 306.11	43.73	16.80

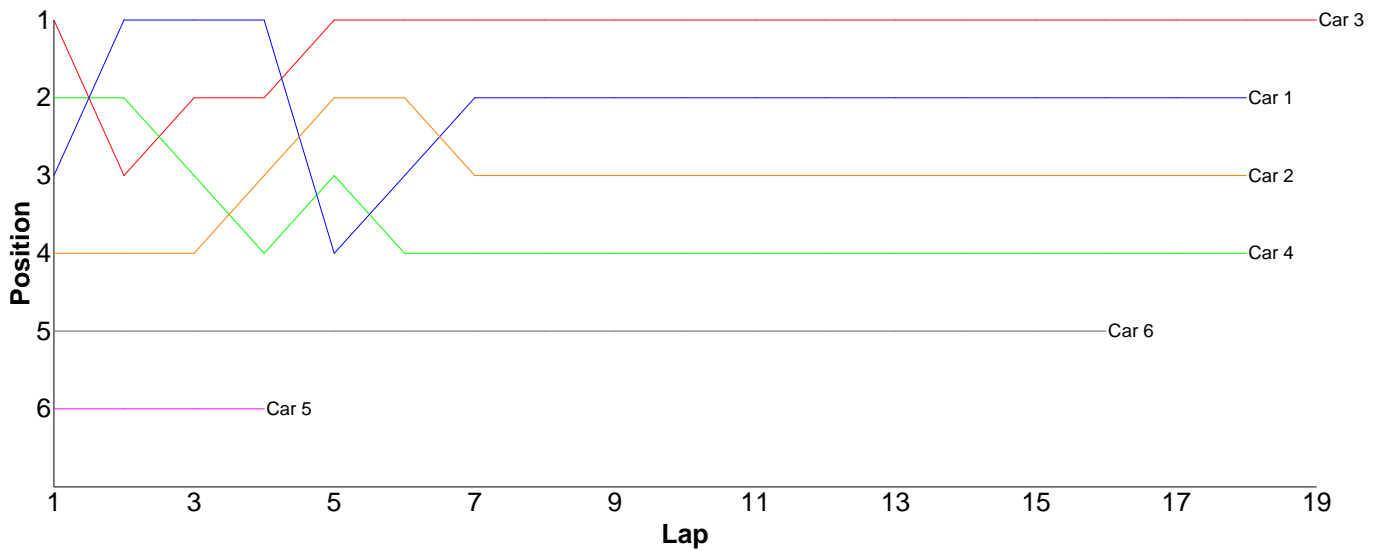
Lap	Car 1	Car 2	Car 3	Car 4	Car 5	Car 6	Car 7
1	187.71	17.93	48.01	18.67	19.89	18.05	18.88
2	25.20	20.06	19.66	19.36	17.73	19.12	19.03
3	18.22	18.30	19.49	19.11	18.50	19.30	18.81
4	21.09	17.46	19.52	18.33	18.35	18.99	19.20
5	19.17	17.28	18.90	17.93	17.84	20.23	18.60
6	16.80	17.60	20.80	18.35	21.79	17.22	27.77
7	17.92	17.02	18.61	73.11	19.01	17.19	20.21
8		17.12		18.28	17.82	19.62	20.04
9		20.29		18.10	18.13	17.47	21.34
10		17.91		18.16	25.39	20.48	19.06
11		18.12		18.92	18.64	26.89	19.76
12		18.52		19.57	18.80	21.29	18.47
13		27.10		18.22	23.39	20.81	18.78
14		21.53		20.99	30.14	17.06	19.95
15		17.96			19.94	18.52	19.50
16		17.57				17.33	
17							



Heat 6 - Round 1 (<Pro-Stock / Mod>)

Pos	Car	Form	Name	Member Type	Result	Ave	Best
1	3	F1	Matthew Quinlisk	S2008	19 / 312.09	16.42	16.01
2	1	F1	Ori Sohachevsky	S2007	18 / 306.40	17.02	16.18
3	2	F1	Kevin Bissell	S2008	18 / 312.26	17.34	16.65
4	4	F1	Dave Skelton	S2008	18 / 312.46	17.35	16.15
5	6	F1	Neil Talbot	S2008	16 / 318.06	19.87	17.98
6	5		Brian Killick	Guest	4 / 88.36	22.09	21.59

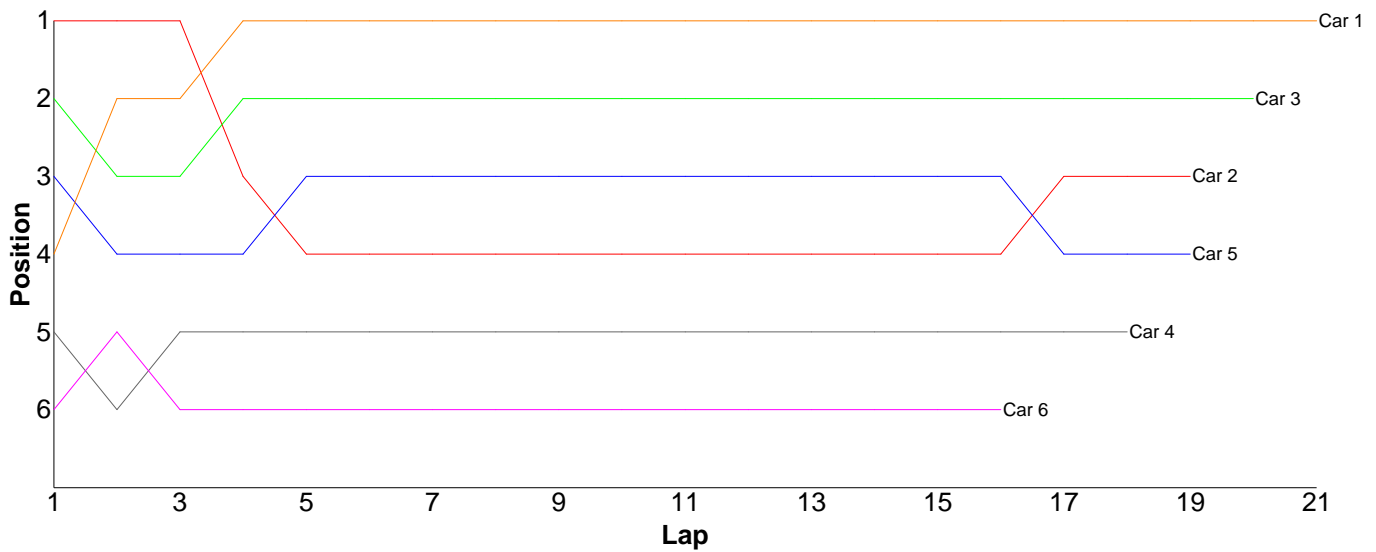
Lap	Car 1	Car 2	Car 3	Car 4	Car 5	Car 6
1	16.96	17.79	16.62	16.76	21.59	20.43
2	16.29	16.86	18.01	17.53	21.73	21.22
3	16.88	16.65	16.31	16.98	21.80	19.88
4	16.31	18.15	16.38	18.86	23.24	20.77
5	22.13	17.55	16.39	17.08		19.97
6	16.98	17.11	16.18	19.53		18.73
7	16.36	17.99	16.51	16.50		20.55
8	16.74	16.98	16.76	17.77		18.86
9	17.33	17.95	16.64	16.86		22.24
10	16.72	17.57	16.06	17.97		17.98
11	16.65	17.16	16.37	17.79		19.58
12	16.40	16.83	16.16	16.52		21.15
13	16.49	16.91	16.16	16.46		19.68
14	16.38	16.82	16.24	17.21		18.87
15	16.18	17.19	16.27	17.72		18.59
16	17.40	17.32	16.01	17.94		19.56
17	17.44	16.93	16.81	16.15		
18	16.76	18.50	16.14	16.83		
19			16.07			
20						



Heat 7 - Round 1 (<Pro-Stock / Mod>)

Pos	Car	Form	Name	Class	Member Type	Result	Ave	Best
1	1	F1	Glen Westwood	5 Cell Mod / BL	S2008	21 / 311.95	14.85	14.33
2	3		Mark Sadler	Pro-Stock	Guest	20 / 314.59	15.72	15.31
3	2	F1	Jay Westwood	Pro-Stock	S2008	19 / 305.51	16.07	15.18
4	5	F1	Nigel Moss	Pro-Stock	S2008	19 / 306.18	16.11	15.58
5	4	F1	Nick Adams	Pro-Stock	S2008	18 / 305.99	16.99	15.50
6	6	F1	Remo Casadei	Pro-Stock	Guest	16 / 317.88	19.86	16.32

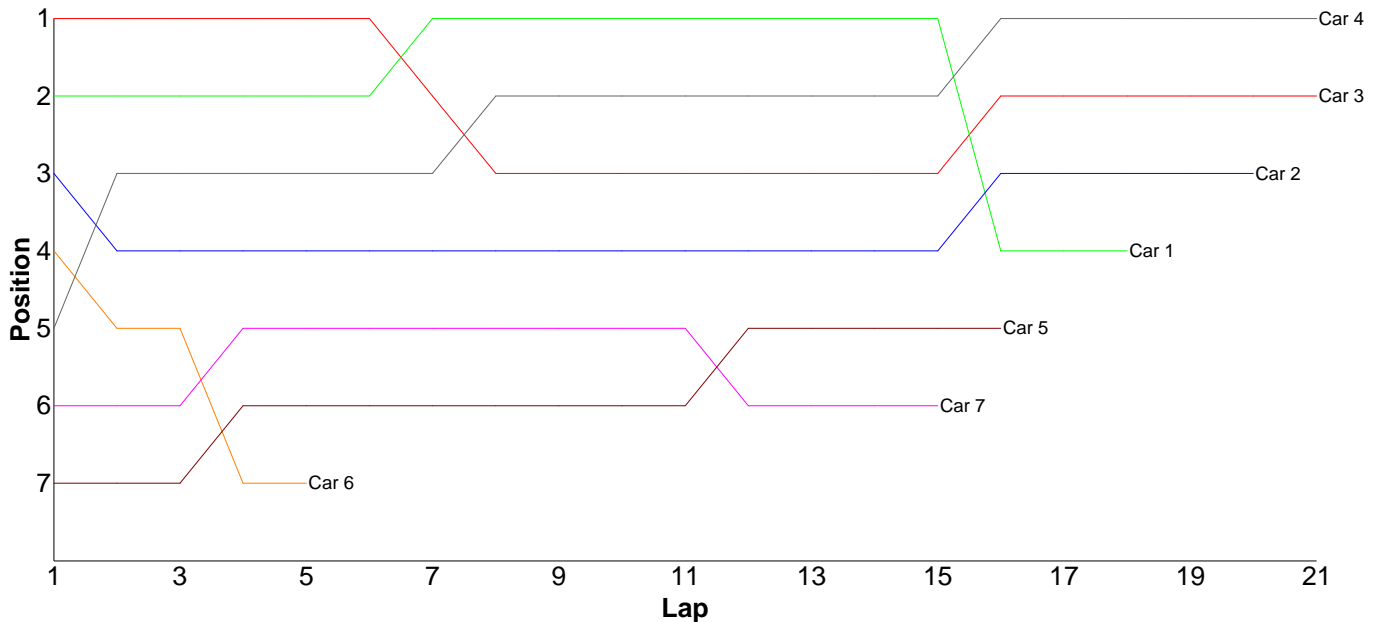
Lap	Car 1	Car 2	Car 3	Car 4	Car 5	Car 6
1	16.52	15.18	15.89	16.58	16.21	16.76
2	14.65	15.78	15.62	17.09	16.27	16.32
3	16.35	15.61	16.15	20.70	18.10	23.97
4	15.09	16.96	15.69	16.31	16.13	20.08
5	14.68	19.14	15.79	16.43	15.61	17.49
6	14.48	16.38	15.53	18.30	15.58	17.16
7	14.99	15.90	15.73	15.94	15.95	18.01
8	14.33	15.59	15.51	16.31	15.98	17.27
9	14.46	18.31	15.73	16.81	17.05	16.47
10	14.43	16.39	15.89	15.87	16.51	31.09
11	14.89	15.73	15.67	16.09	15.59	16.98
12	14.63	15.35	15.31	15.80	15.75	17.12
13	14.33	15.50	15.40	15.50	15.78	23.50
14	14.65	15.51	15.35	15.64	15.77	25.40
15	14.57	15.75	15.90	16.25	15.96	19.16
16	14.52	16.22	16.01	20.89	16.39	21.10
17	14.76	15.36	15.86	16.35	16.13	
18	14.53	15.39	15.86	19.13	15.84	
19	14.61	15.46	15.88		15.58	
20	14.93		15.82			
21	15.55					
22						



Heat 8 - Round 1 (<IC-10>)

Pos	Car	Form	Name	Member Type	Result	Ave	Best
1	4	F1	Mark Sellars	S2008	21 / 313.44	14.92	14.48
2	3	F1	John Zottl	S2008	21 / 314.23	14.96	14.35
3	2	F1	Iain Hollands	S2008	20 / 313.70	15.68	14.78
4	1	F1	Adrian Poole	S2008	18 / 305.12	16.95	14.43
5	5	F1	Barry Smith	S2008	16 / 306.61	19.16	15.01
6	7	F2	James Rumble	S2008	15 / 306.14	20.40	17.26
7	6	F2	Andrew Mills	S2008	5 / 152.50	30.50	16.16

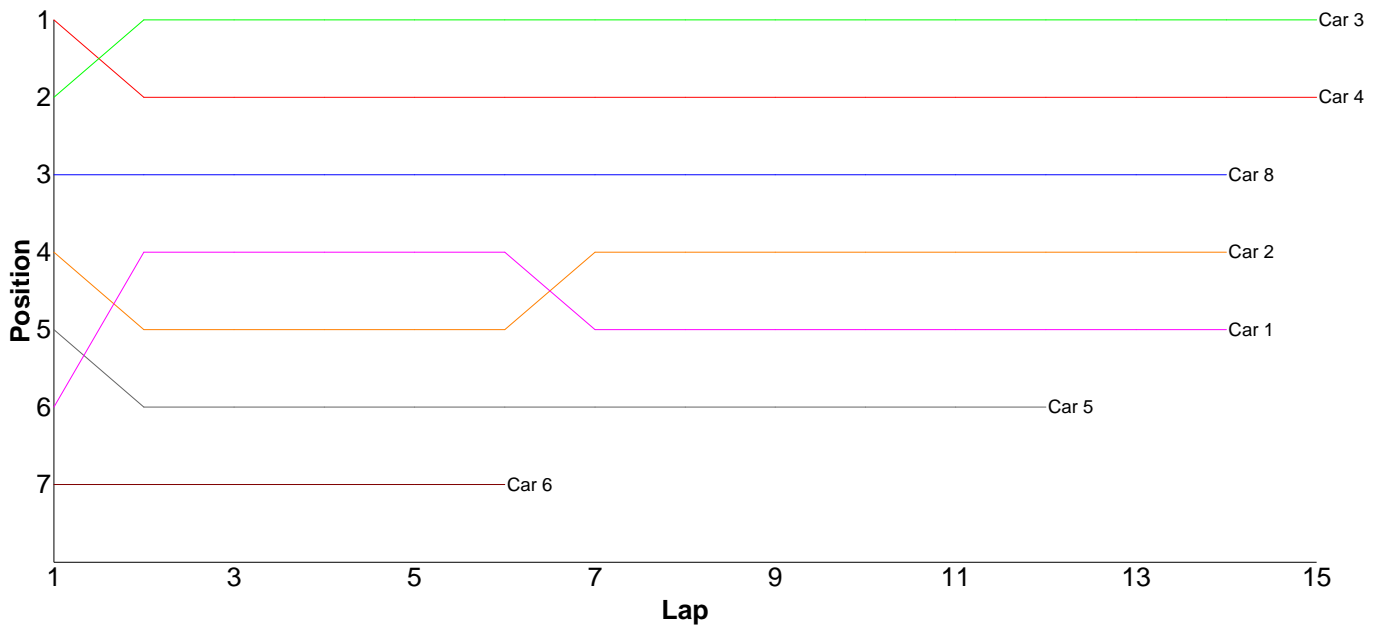
Lap	Car 1	Car 2	Car 3	Car 4	Car 5	Car 6	Car 7
1	15.16	17.29	14.95	18.15	48.90	17.38	18.93
2	14.80	16.11	14.56	14.98	16.27	16.16	18.86
3	15.14	16.04	14.61	14.52	19.67	18.12	18.34
4	14.68	15.48	15.17	15.01	15.90	82.88	30.67
5	14.77	15.55	14.92	14.87	15.93	17.96	20.52
6	15.55	15.54	14.98	15.06	20.42		20.57
7	14.78	15.22	18.09	14.82	26.91		25.42
8	15.20	15.22	15.44	15.12	17.11		19.24
9	15.52	16.67	15.40	14.49	16.90		17.26
10	15.03	15.12	15.31	14.90	15.14		18.30
11	14.43	15.13	14.68	14.48	15.01		17.55
12	15.21	15.30	14.41	14.79	15.84		24.09
13	14.73	15.55	14.35	14.70	16.18		20.87
14	14.62	15.05	14.76	14.64	15.44		18.04
15	14.72	14.78	15.20	14.86	15.30		17.48
16	51.35	17.93	14.90	14.63	15.69		
17	14.85	15.31	14.48	14.60			
18	14.58	15.14	14.37	14.63			
19		15.29	14.58	14.53			
20		15.98	14.47	14.83			
21			14.60	14.83			
22							



Heat 1 - Round 2 (Tamiya Stock)

Pos	Car	Form	Name	Member Type	Result	Ave	Best
1	3	F2	Thomas Francis	S2008	15 / 315.21	21.01	20.18
2	4	F1	Scott Stokes	S2008	15 / 320.77	21.38	20.72
3	8		Gerald Page	S2008	14 / 301.03	21.50	20.85
4	2	F1	Kieran Stokes	J2008	14 / 311.37	22.24	21.24
5	1	F1	Neil Pilkington	S2008	14 / 311.74	22.26	21.27
6	5	F2	Dale Roberts	S2008	12 / 304.10	25.34	23.16
7	6	F2	Dawn Skelton	S2008	6 / 264.24	44.04	36.74
8	7	F2	Paul Barrett	S2008	0 / 0.00	0.00	0.00

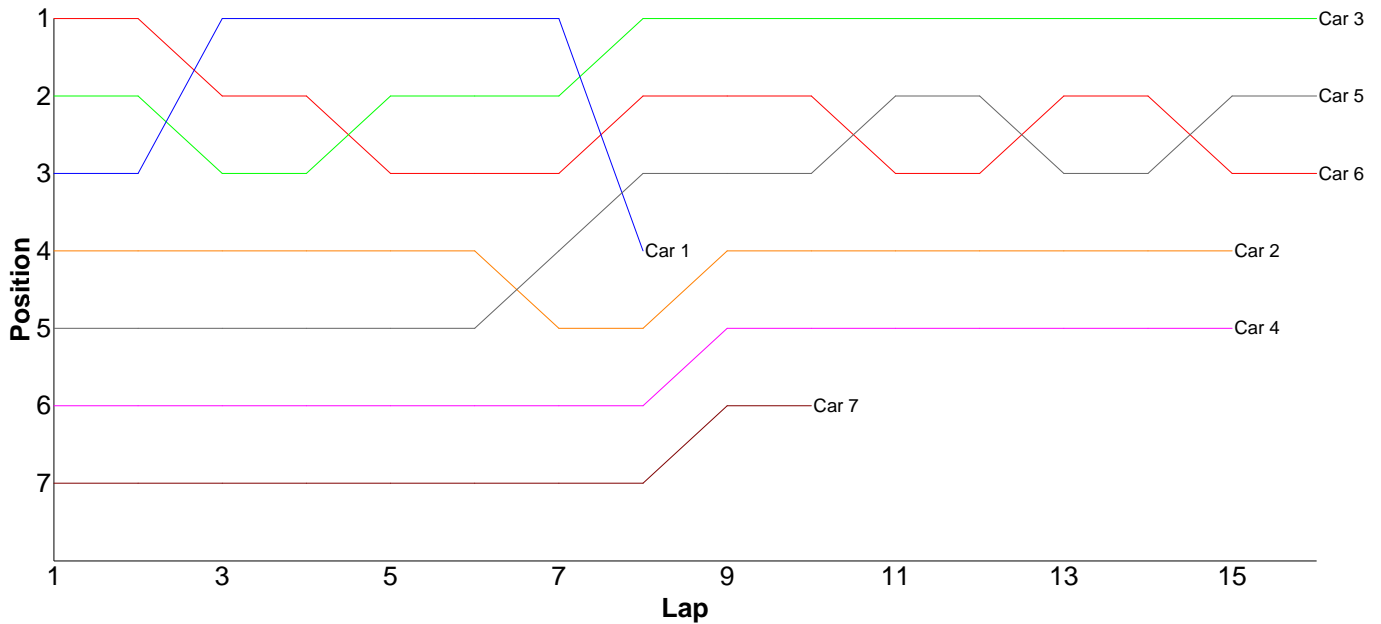
Lap	Car 1	Car 2	Car 3	Car 4	Car 5	Car 6	Car 7	Car 8
1	25.11	23.84	21.85	21.48	23.88	44.66		21.92
2	22.09	24.31	20.30	20.88	24.90	44.14		21.96
3	21.61	22.18	20.87	22.27	24.94	53.53		21.21
4	22.80	22.04	21.43	20.72	24.55	36.74		21.69
5	21.34	21.56	21.45	20.72	24.39	43.53		21.04
6	22.08	21.24	21.10	21.63	25.25	41.64		21.44
7	23.11	21.33	20.74	20.85	23.16			23.64
8	23.19	23.18	20.18	21.24	27.05			21.14
9	22.88	21.45	20.97	21.19	29.38			21.29
10	21.36	21.73	20.27	21.15	28.47			21.40
11	21.27	22.07	21.19	22.62	23.84			20.91
12	21.60	21.90	20.23	21.78	24.29			20.85
13	21.58	21.80	21.48	21.58				21.42
14	21.72	22.74	22.61	21.21				21.12
15			20.54	21.45				
16								



Heat 2 - Round 2 (27T Stock Touring)

Pos	Car	Form	Name	Member Type	Result	Ave	Best
1	3		Mason Sadler	Guest	16 / 308.14	19.25	18.19
2	5		Chris Graco	Guest	16 / 313.79	19.61	18.15
3	6		Chris Bradshaw	Guest	16 / 314.99	19.68	18.82
4	2	F2	Mick Barnes	S2008	15 / 303.81	20.25	18.78
5	4	F2	Robin Francis	S2008	15 / 319.19	21.27	19.63
6	7	F2	Andy Lewis	S2008	10 / 306.72	30.67	28.08
7	1		Ian Cairns	Guest	8 / 158.99	19.87	18.85

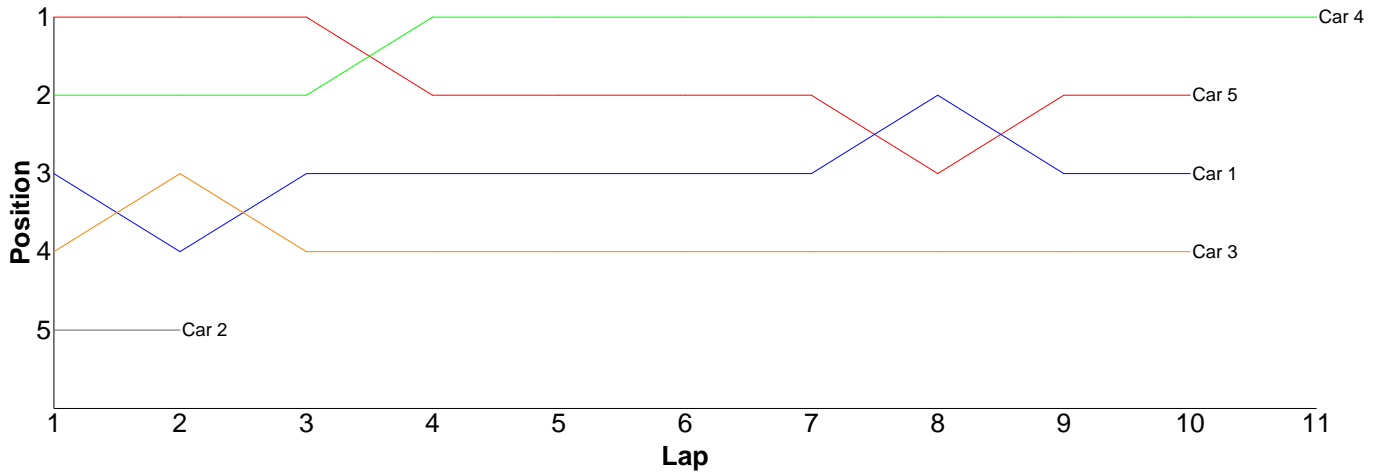
Lap	Car 1	Car 2	Car 3	Car 4	Car 5	Car 6	Car 7
1	20.19	22.66	19.66	27.30	24.33	19.56	30.41
2	18.85	19.59	19.16	21.51	19.53	19.17	31.39
3	19.20	18.99	20.87	20.18	21.63	19.51	29.96
4	18.93	19.04	18.92	19.63	18.77	19.46	31.08
5	19.20	20.02	18.95	19.70	18.73	21.23	28.08
6	18.90	20.05	18.47	20.27	18.54	18.82	35.45
7	20.41	20.57	19.84	19.83	18.56	19.34	29.96
8	23.31	19.52	18.90	19.73	18.88	18.82	29.65
9		18.78	18.90	20.46	19.02	19.91	31.02
10		19.05	18.94	20.93	18.15	18.95	29.72
11		23.25	21.24	20.19	22.11	23.86	
12		19.75	18.19	20.58	18.43	19.06	
13		20.00	19.22	25.83	20.87	19.17	
14		19.98	18.24	22.44	19.08	19.46	
15		22.56	18.39	20.61	18.82	19.38	
16			20.25		18.34	19.29	
17							



Heat 3 - Round 2 (Bikes)

Pos	Car	Form	Name	Member Type	Result	Ave	Best
1	4		Brian Foord	Guest	11 / 291.69	26.51	23.72
2	5		Jack Foord	Guest	10 / 289.19	28.91	27.73
3	1	F1	Neville Smith	S2008	10 / 301.85	30.18	25.27
4	3	F1	Peter Chang	S2008	10 / 309.95	30.99	28.55
5	2		Chris Groom	Guest	2 / 128.99	64.49	39.37

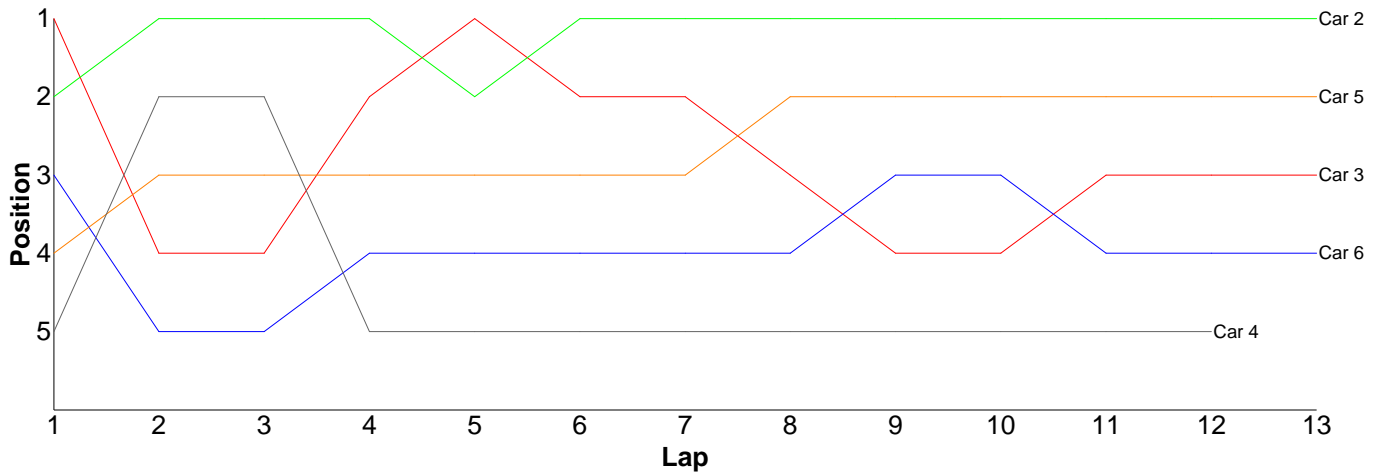
Lap	Car 1	Car 2	Car 3	Car 4	Car 5
1	33.53	89.62	35.65	29.35	29.27
2	32.55	39.37	28.81	33.75	29.46
3	25.27		31.40	24.86	28.33
4	29.80		29.57	24.35	28.61
5	28.61		28.95	30.67	29.86
6	28.32		28.55	23.72	29.36
7	26.45		37.34	25.75	28.77
8	28.36		30.07	23.81	29.60
9	29.68		30.14	25.18	28.20
10	39.28		29.47	26.28	27.73
11				23.97	
12					



Heat 4 - Round 2 (Bikes)

Pos	Car	Form	Name	Member Type	Result	Ave	Best
1	2	F1	Steve Leake	S2008	13 / 304.38	23.41	22.45
2	5	F1	Scott Adderson	S2008	13 / 306.10	23.54	22.67
3	3	F1	Andy Carless	S2008	13 / 310.20	23.86	22.76
4	6	F1	Matt Tims	S2008	13 / 313.97	24.15	21.96
5	4	F1	Dave Tims	S2008	12 / 315.06	26.25	22.67
6	1		Jevon Frost	Guest	0 / 0.00	0.00	0.00

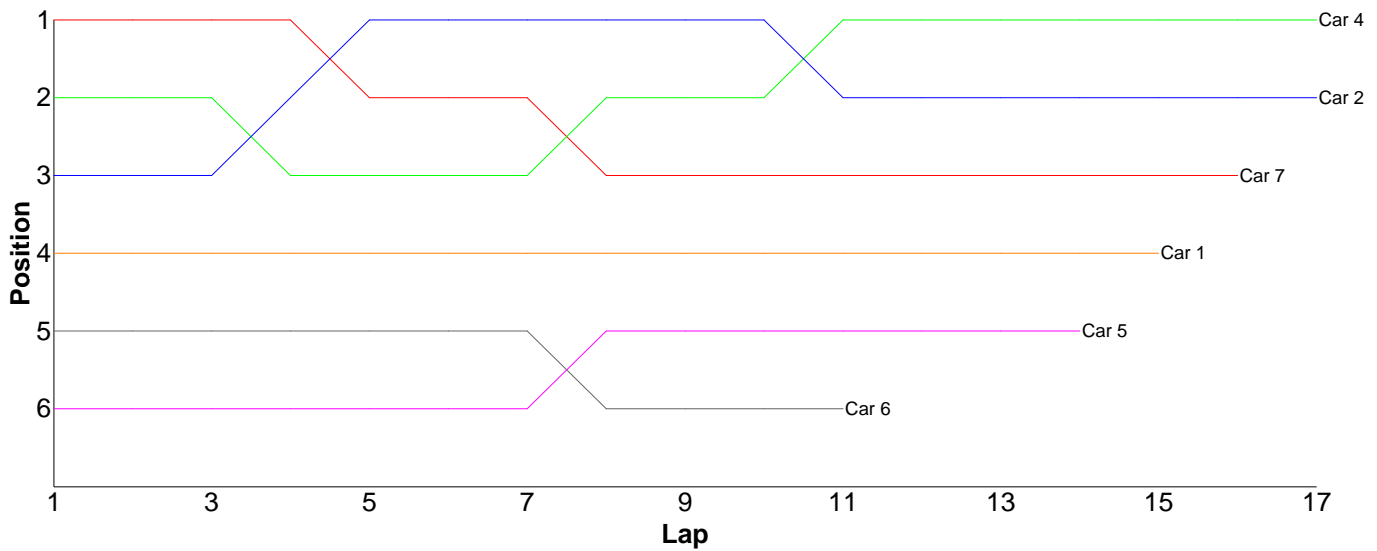
Lap	Car 1	Car 2	Car 3	Car 4	Car 5	Car 6
1		23.11	22.94	24.90	23.35	23.31
2		23.20	27.96	22.89	27.13	29.31
3		23.06	23.64	23.34	23.21	23.80
4		23.10	23.00	34.17	24.21	22.74
5		28.34	23.17	23.08	23.50	24.15
6		22.90	23.41	23.21	22.89	21.96
7		22.45	22.76	25.04	23.22	23.21
8		22.76	23.38	33.46	22.67	22.87
9		24.02	27.38	34.44	23.13	24.05
10		22.89	23.06	23.52	23.17	23.18
11		23.27	23.28	22.67	23.05	28.53
12		22.72	23.41	24.34	23.34	23.86
13		22.56	22.81		23.23	23.00
14						



Heat 5 - Round 2 (<IC-10>)

Pos	Car	Form	Name	Class	Member Type	Result	Ave	Best
1	4		Gary Fuller	IC Scale Touring	Guest	17 / 308.62	18.15	17.16
2	2	F2	Stephen Mills	IC Scale Touring	S2008	17 / 314.00	18.47	17.29
3	7	F2	James Stone	IC Scale Touring	S2008	16 / 312.30	19.51	17.42
4	1	F2	Colin Taggart	IC Scale Touring	S2008	15 / 304.46	20.29	16.17
5	5		Jon Wilkins	200mm IC Outlaw	S2008	14 / 311.83	22.27	17.69
6	6	F2	Michael Pilgram	IC Scale Touring	J2008	11 / 319.55	29.05	17.37
7	3	F2	Phillip Pullen	IC Scale Touring	S2008	0 / 0.00	0.00	0.00

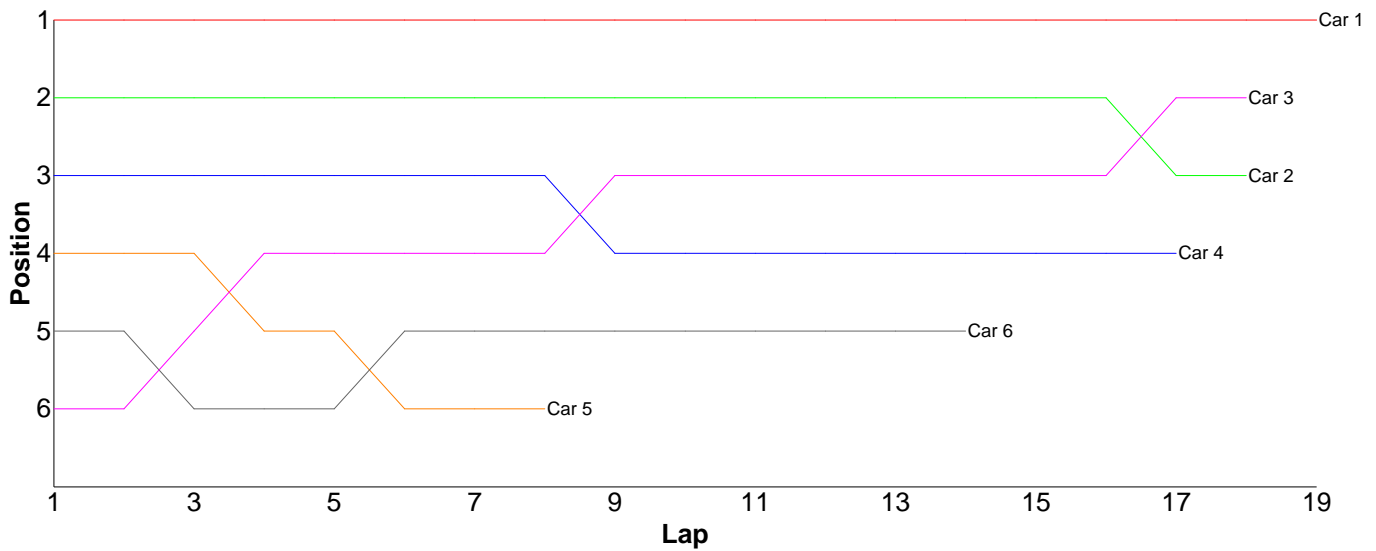
Lap	Car 1	Car 2	Car 3	Car 4	Car 5	Car 6	Car 7
1	24.17	21.60		18.82	56.01	24.17	18.17
2	26.23	17.46		18.46	18.11	29.31	18.71
3	17.85	18.41		19.88	18.05	26.42	18.56
4	18.62	17.62		19.38	18.60	18.03	18.03
5	16.17	17.87		17.83	24.05	24.33	20.49
6	16.88	17.29		18.83	18.19	24.08	18.33
7	24.32	18.45		18.50	17.69	18.06	18.92
8	17.00	17.56		18.40	28.81	81.36	20.65
9	18.01	17.61		17.67	19.06	23.12	17.42
10	33.61	17.34		17.66	18.53	17.37	21.71
11	16.86	27.09		17.68	18.94	33.30	18.99
12	17.23	17.66		17.26	18.00		18.78
13	20.77	17.47		17.63	19.14		19.84
14	19.75	17.62		17.16	18.65		20.79
15	16.99	17.30		17.39			17.92
16		17.43		17.38			24.99
17		18.22		18.69			
18							



Heat 6 - Round 2 (<Pro-Stock / Mod>)

Pos	Car	Form	Name	Member Type	Result	Ave	Best
1	1	F1	Ori Sohachevsky	S2007	19 / 312.27	16.43	15.82
2	3	F1	Matthew Quinlisk	S2008	18 / 310.43	17.24	16.18
3	2	F1	Kevin Bissell	S2008	18 / 313.66	17.42	16.38
4	4	F1	Dave Skelton	S2008	17 / 308.59	18.15	16.38
5	6	F1	Neil Talbot	S2008	14 / 303.46	21.67	18.48
6	5		Brian Killick	Guest	8 / 175.53	21.94	19.31

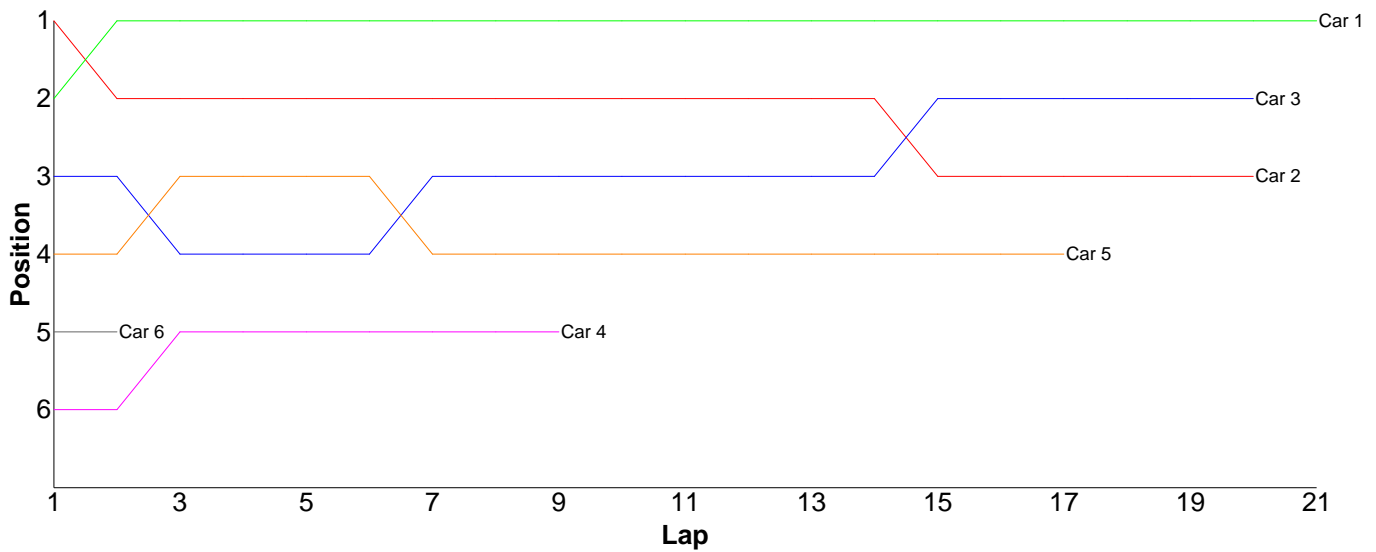
Lap	Car 1	Car 2	Car 3	Car 4	Car 5	Car 6
1	16.34	17.04	29.11	17.99	20.35	21.43
2	15.82	17.09	16.20	16.63	19.49	21.98
3	16.53	16.52	16.33	16.38	19.31	21.24
4	16.33	16.73	16.21	17.48	20.18	19.55
5	16.42	17.44	16.32	17.29	20.26	19.00
6	16.10	16.66	16.64	22.80	28.54	18.94
7	15.90	16.38	16.18	17.44	21.45	21.78
8	17.63	16.51	16.22	16.77	25.95	22.79
9	16.80	17.52	16.32	16.88		20.47
10	16.59	16.75	16.72	16.98		26.19
11	16.20	18.06	16.67	16.58		18.48
12	16.52	16.52	16.79	16.96		25.85
13	16.91	17.08	16.81	23.58		24.74
14	16.15	18.21	16.75	18.03		21.02
15	16.08	17.19	16.80	16.72		
16	16.55	17.09	16.76	16.60		
17	16.20	22.65	16.66	23.48		
18	16.79	18.22	16.94			
19	16.41					
20						



Heat 7 - Round 2 (<Pro-Stock / Mod>)

Pos	Car	Form	Name	Class	Member Type	Result	Ave	Best
1	1	F1	Glen Westwood	5 Cell Mod / BL	S2008	21 / 307.32	14.63	14.15
2	3		Mark Sadler	Pro-Stock	Guest	20 / 313.56	15.67	15.05
3	2	F1	Jay Westwood	Pro-Stock	S2008	20 / 314.38	15.71	14.70
4	5	F1	Nigel Moss	Pro-Stock	S2008	17 / 284.92	16.76	15.44
5	4	F1	Nick Adams	Pro-Stock	S2008	9 / 187.12	20.79	16.45
6	6	F1	Remo Casadei	Pro-Stock	Guest	2 / 45.77	22.88	21.84

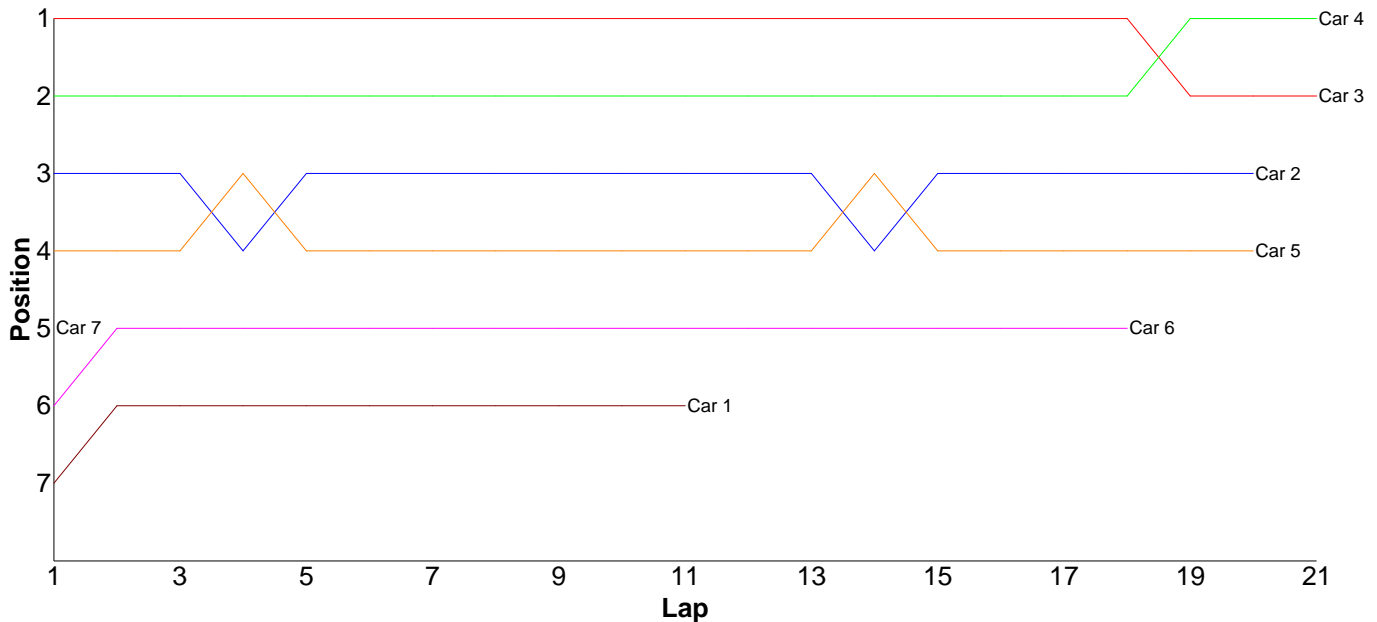
Lap	Car 1	Car 2	Car 3	Car 4	Car 5	Car 6
1	14.85	14.70	15.26	30.28	16.27	21.84
2	14.43	15.01	15.14	19.78	15.52	23.93
3	14.74	17.39	20.10	16.45	17.85	
4	14.56	15.16	15.75	16.55	15.72	
5	14.30	15.46	15.12	18.80	15.44	
6	14.62	15.99	15.39	17.64	15.50	
7	14.49	15.55	15.05	27.78	15.76	
8	14.52	16.72	15.24	17.54	15.82	
9	14.32	15.25	15.30	22.30	16.01	
10	14.39	15.19	15.26		16.23	
11	14.35	15.11	15.59		15.69	
12	14.15	15.72	15.93		15.93	
13	14.47	15.49	15.20		16.51	
14	14.27	16.13	15.57		15.78	
15	14.22	16.80	15.57		15.77	
16	14.41	15.91	15.31		20.21	
17	14.70	15.62	15.74		24.91	
18	14.92	15.91	16.04			
19	14.65	15.57	15.49			
20	15.12	15.70	15.51			
21	16.84					
22						



Heat 8 - Round 2 (<IC-10>)

Pos	Car	Form	Name	Member Type	Result	Ave	Best
1	4	F1	Mark Sellars	S2008	21 / 309.81	14.75	14.46
2	3	F1	John Zottl	S2008	21 / 309.82	14.75	14.26
3	2	F1	Iain Hollands	S2008	20 / 301.98	15.09	14.62
4	5	F1	Barry Smith	S2008	20 / 303.30	15.16	14.82
5	6	F2	Andrew Mills	S2008	18 / 320.61	17.81	16.04
6	1	F1	Adrian Poole	S2008	11 / 303.81	27.61	14.49
7	7	F2	James Rumble	S2008	1 / 17.72	17.72	17.72

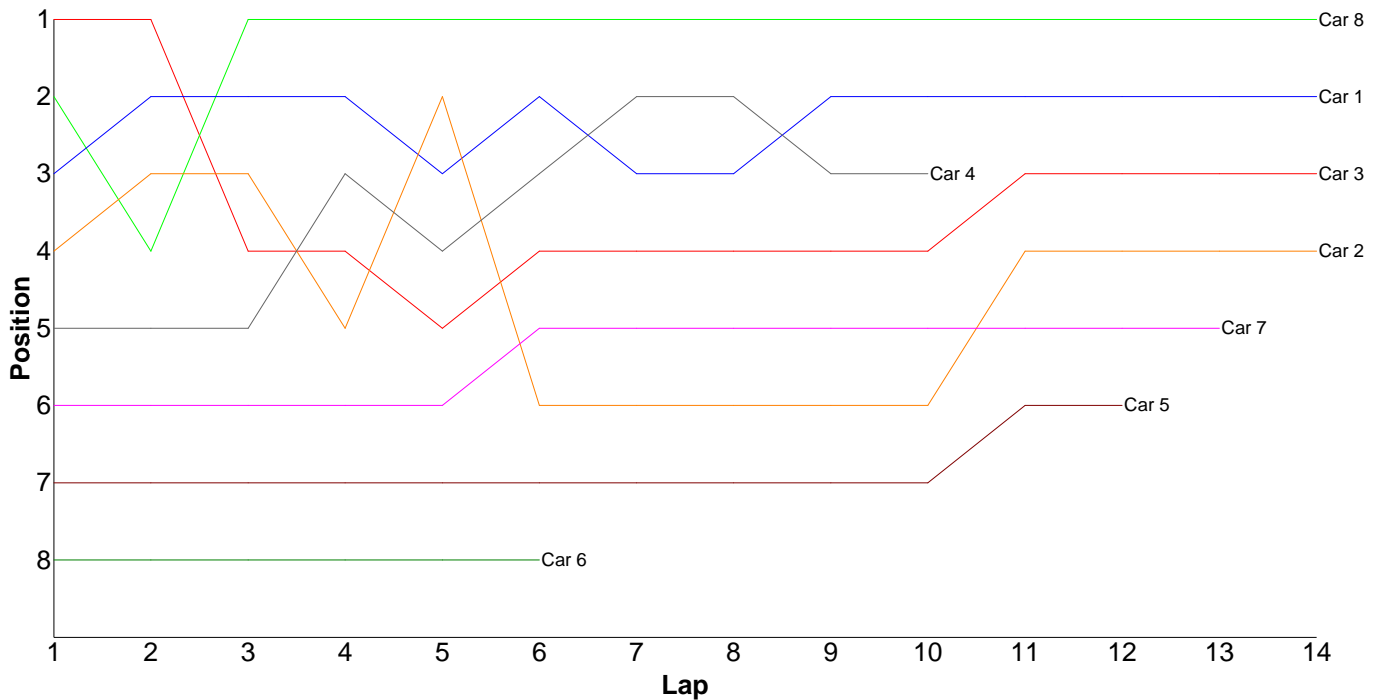
Lap	Car 1	Car 2	Car 3	Car 4	Car 5	Car 6	Car 7
1	152.81	15.45	14.65	15.21	15.50	19.95	17.72
2	17.10	14.97	14.51	15.06	15.07	16.64	
3	15.17	15.14	14.46	14.64	15.11	16.53	
4	14.83	15.42	14.26	14.61	14.91	16.17	
5	14.49	15.02	14.43	14.86	15.54	16.86	
6	14.67	15.29	14.82	14.75	15.26	16.89	
7	15.24	15.34	14.71	14.70	15.97	16.49	
8	15.50	15.22	15.56	14.80	14.85	16.66	
9	14.51	14.93	14.45	14.95	14.97	16.82	
10	14.73	14.88	14.30	15.08	15.16	16.17	
11	14.76	14.81	14.57	14.77	15.00	20.73	
12		14.88	14.55	14.83	14.92	16.04	
13		14.62	14.67	14.58	15.03	17.23	
14		16.58	14.48	14.46	15.23	17.83	
15		15.18	14.58	14.90	15.55	17.61	
16		14.70	14.33	14.48	14.93	16.69	
17		15.06	14.27	14.68	14.82	16.47	
18		14.69	14.32	14.69	15.01	28.83	
19		14.65	19.16	14.58	15.15		
20		15.15	14.30	14.62	15.32		
21			14.44	14.56			
22							



Heat 1 - Round 3 (Tamiya Stock)

Pos	Car	Form	Name	Member Type	Result	Ave	Best
1	8		Gerald Page	S2008	14 / 302.65	21.61	20.67
2	1	F1	Neil Pilkington	S2008	14 / 303.84	21.70	20.96
3	3	F2	Thomas Francis	S2008	14 / 311.16	22.22	20.42
4	2	F1	Kieran Stokes	J2008	14 / 313.09	22.36	21.15
5	7	F2	Paul Barrett	S2008	13 / 314.81	24.21	21.84
6	5	F2	Dale Roberts	S2008	12 / 303.36	25.28	23.32
7	4	F1	Scott Stokes	S2008	10 / 218.44	21.84	20.84
8	6	F2	Dawn Skelton	S2008	6 / 264.35	44.05	37.10

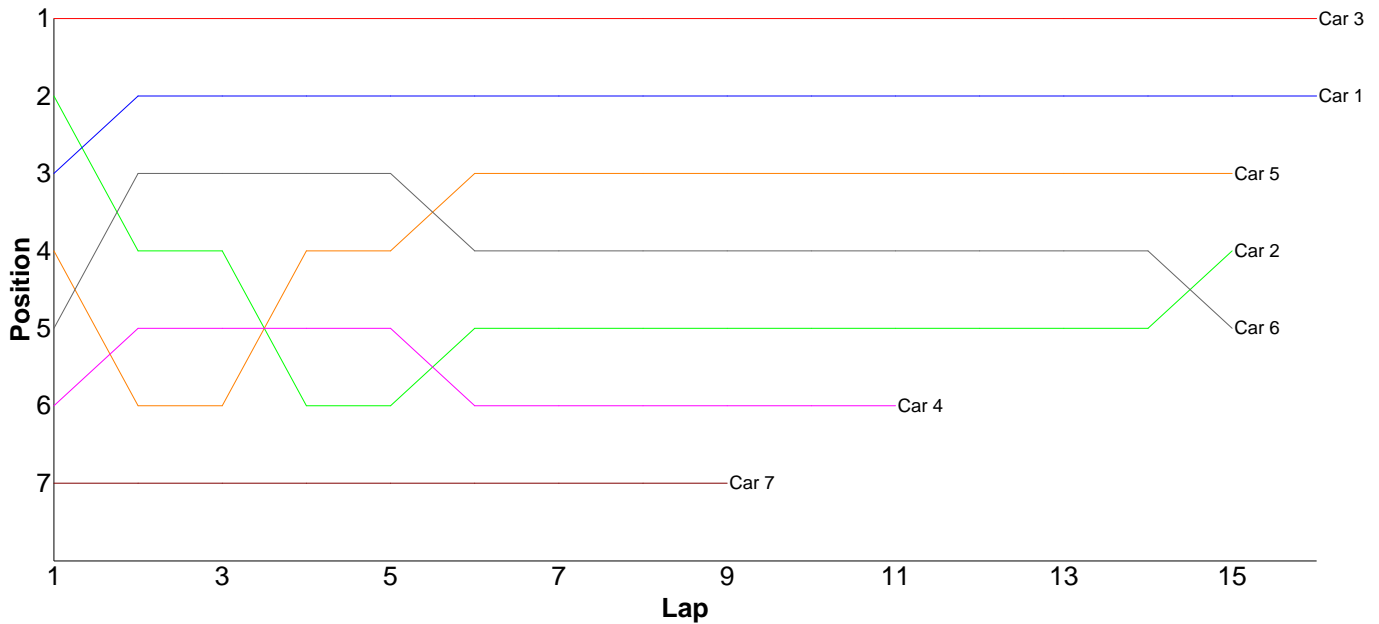
Lap	Car 1	Car 2	Car 3	Car 4	Car 5	Car 6	Car 7	Car 8
1	21.49	22.05	20.42	22.46	23.46	38.32	22.75	20.93
2	22.06	21.98	20.52	21.86	24.12	57.08	22.28	23.15
3	21.27	21.33	24.70	21.98	23.97	49.19	22.41	20.67
4	22.11	23.18	22.85	21.88	23.34	43.43	23.48	21.94
5	23.23	21.15	24.33	22.33	34.03	39.23	22.43	21.85
6	21.80	29.84	23.45	21.73	24.66	37.10	23.09	21.42
7	21.31	22.35	20.99	20.84	23.97		21.89	21.10
8	22.34	21.22	21.91	22.43	23.32		21.84	21.20
9	20.96	21.83	20.52	21.18	25.01		21.97	20.99
10	21.58	21.66	21.42	21.75	26.51		22.48	21.32
11	21.30	21.45	21.70		24.61		45.76	21.13
12	21.71	22.41	20.57		26.36		22.19	21.77
13	21.18	21.27	21.02				22.24	23.82
14	21.50	21.37	26.76					21.36
15								



Heat 2 - Round 3 (27T Stock Touring)

Pos	Car	Form	Name	Member Type	Result	Ave	Best
1	3		Mason Sadler	Guest	16 / 300.67	18.79	17.75
2	1		Ian Cairns	Guest	16 / 310.98	19.43	18.49
3	5		Chris Graco	Guest	15 / 301.01	20.06	18.51
4	2	F2	Mick Barnes	S2008	15 / 302.38	20.15	18.43
5	6		Chris Bradshaw	Guest	15 / 302.68	20.17	19.50
6	4	F2	Robin Francis	S2008	11 / 232.84	21.16	19.79
7	7	F2	Andy Lewis	S2008	9 / 297.81	33.09	31.01

Lap	Car 1	Car 2	Car 3	Car 4	Car 5	Car 6	Car 7
1	19.80	19.53	17.75	20.78	19.84	20.50	31.46
2	19.86	21.73	17.93	22.72	26.57	20.64	31.17
3	20.47	20.23	19.83	20.29	19.28	20.13	31.01
4	20.02	23.97	18.58	20.81	18.82	20.73	32.51
5	20.36	20.27	18.50	20.86	18.56	20.56	35.51
6	19.05	19.32	19.19	22.19	18.87	20.06	34.21
7	21.10	19.19	18.87	22.86	18.96	21.15	35.07
8	18.92	19.58	18.66	19.79	20.94	20.01	33.84
9	18.64	24.97	18.06	20.07	18.51	19.50	33.03
10	19.33	18.85	22.03	20.43	19.00	19.95	
11	19.18	18.43	18.74	22.04	19.21	19.91	
12	18.82	20.02	18.97		18.72	19.83	
13	18.92	18.71	18.64		18.86	19.66	
14	18.49	18.52	18.15		18.62	20.19	
15	19.09	19.06	17.87		26.25	19.86	
16	18.93		18.90				
17							

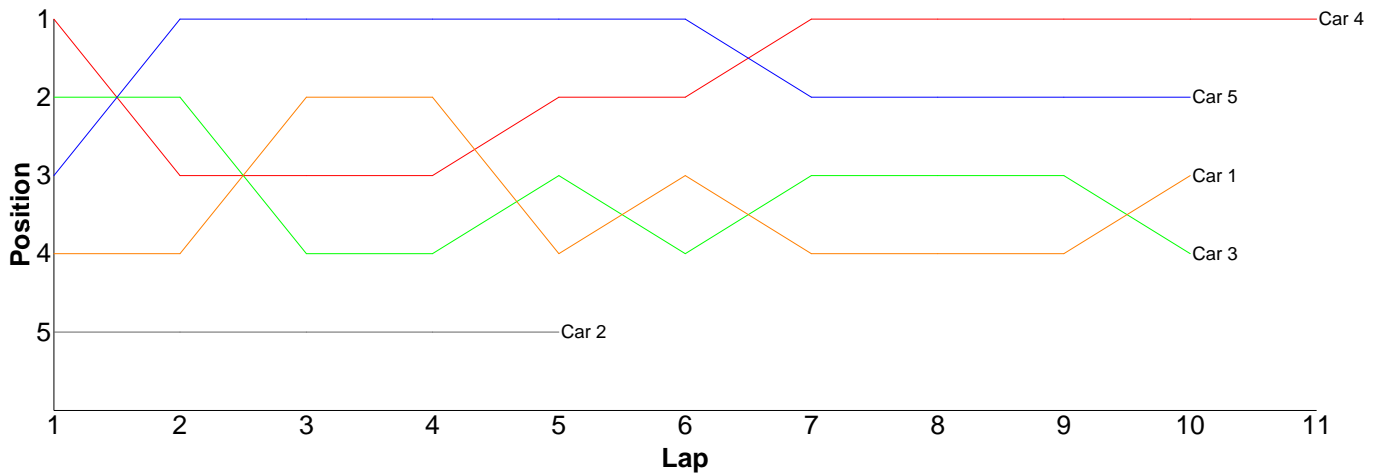


Heat 3 - Round 3 (Bikes)

Pos	Car	Form	Name	Member Type	Result	Ave	Best
1	4		Brian Foord	Guest	11 / 317.68	28.88	24.49
2	5		Jack Foord	Guest	10 / 302.58	30.25	26.51
3	1	F1	Neville Smith	S2008	10 / 308.35	30.83	25.03
4	3	F1	Peter Chang	S2008	10 / 315.40	31.54	26.39
5	2		Chris Groom	Guest	5 / 250.94	50.18	39.55

Lap	Car 1	Car 2	Car 3	Car 4	Car 5
-----	-------	-------	-------	-------	-------

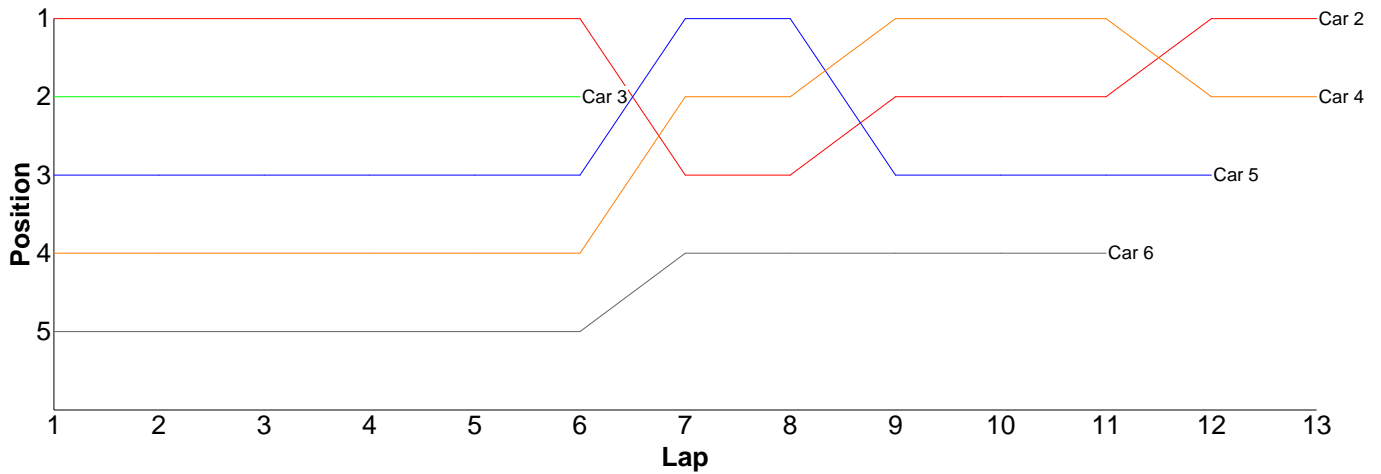
1	29.82	40.03	27.17	27.05	27.46
2	31.79	39.55	31.15	33.72	28.50
3	25.47	77.38	50.62	31.55	28.09
4	27.81	48.45	29.81	26.65	28.56
5	57.99	45.53	31.31	31.14	28.24
6	25.03		28.47	35.51	26.65
7	30.28		27.90	30.16	54.21
8	28.37		28.55	24.49	26.51
9	26.06		26.39	24.91	27.48
10	25.73		34.03	27.87	26.88
11				24.63	
12					



Heat 4 - Round 3 (Bikes)

Pos	Car	Form	Name	Member Type	Result	Ave	Best
1	2	F1	Steve Leake	S2008	13 / 313.55	24.11	22.23
2	4	F1	Dave Tims	S2008	13 / 323.28	24.86	23.70
3	5	F1	Scott Adderson	S2008	12 / 320.36	26.69	22.81
4	6	F1	Matt Tims	S2008	11 / 300.59	27.32	22.75
5	3	F1	Andy Carless	S2008	6 / 139.13	23.18	22.70
6	1		Jevon Frost	Guest	0 / 0.00	0.00	0.00

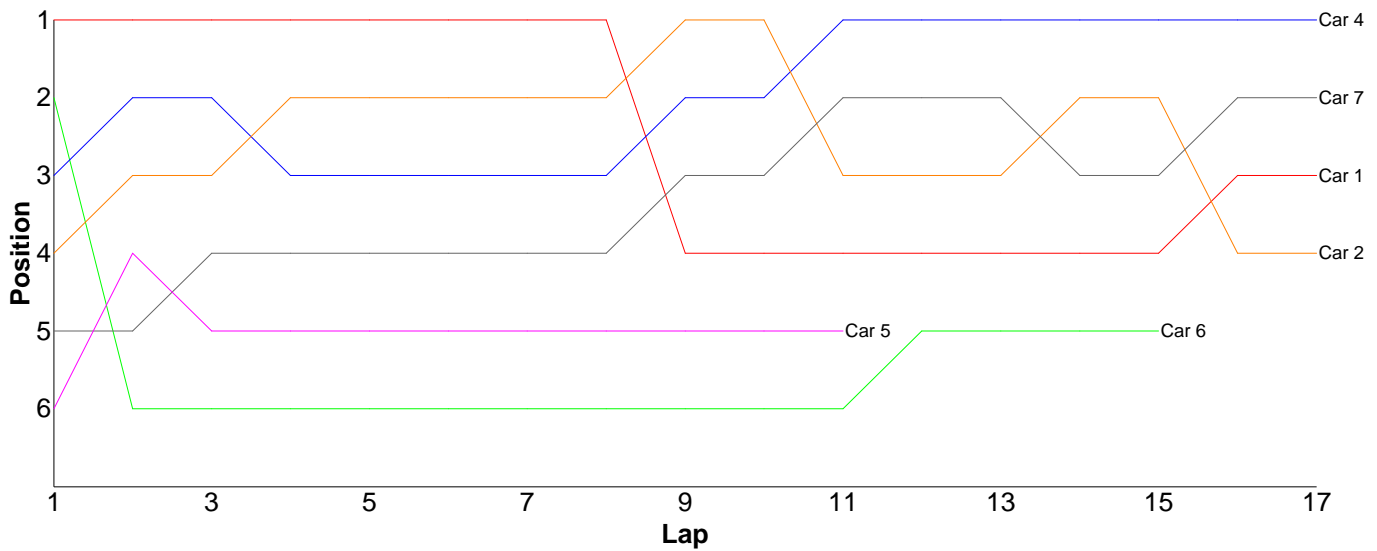
Lap	Car 1	Car 2	Car 3	Car 4	Car 5	Car 6
1		23.37	23.91	24.08	24.03	31.13
2		22.63	22.70	24.47	23.36	22.75
3		23.06	23.21	23.80	22.81	37.50
4		23.10	23.20	25.10	23.23	22.87
5		22.59	23.24	24.73	23.27	27.96
6		23.38	22.87	23.70	23.01	31.67
7		37.49		23.76	23.39	24.41
8		23.07		23.99	23.65	27.94
9		23.76		25.63	44.22	24.45
10		23.53		23.89	29.59	25.32
11		22.50		23.95	23.27	24.59
12		22.84		24.56	36.53	
13		22.23		31.62		
14						



Heat 5 - Round 3 (<IC-10>)

Pos	Car	Form	Name	Class	Member Type	Result	Ave	Best
1	4		Gary Fuller	IC Scale Touring	Guest	17 / 304.30	17.90	17.14
2	7	F2	James Stone	IC Scale Touring	S2008	17 / 309.41	18.20	16.62
3	1	F2	Colin Taggart	IC Scale Touring	S2008	17 / 310.73	18.27	16.23
4	2	F2	Stephen Mills	IC Scale Touring	S2008	17 / 314.93	18.52	16.45
5	6	F2	Michael Pilgram	IC Scale Touring	J2008	15 / 312.84	20.85	17.45
6	5		Jon Wilkins	200mm IC Outlaw	S2008	11 / 211.80	19.25	17.87
7	3	F2	Phillip Pullen	IC Scale Touring	S2008	0 / 0.00	0.00	0.00

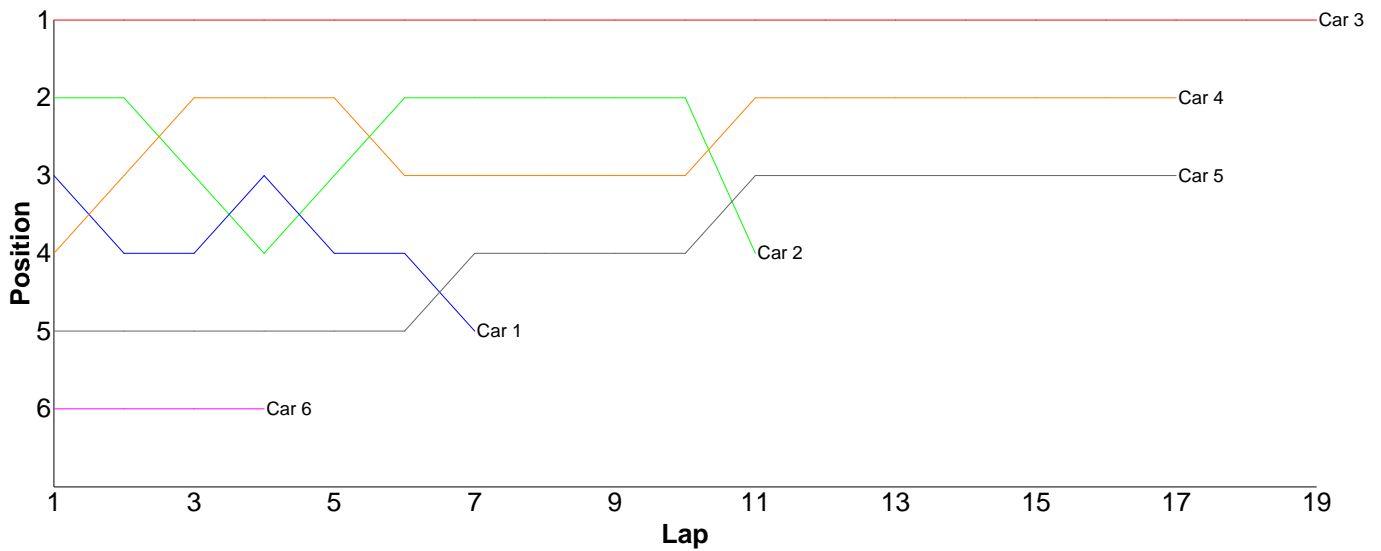
Lap	Car 1	Car 2	Car 3	Car 4	Car 5	Car 6	Car 7
1	16.89	18.19		17.48	18.93	17.45	18.41
2	16.61	18.34		18.35	18.04	25.44	20.29
3	17.20	17.95		18.35	20.67	17.86	18.37
4	16.78	18.01		18.42	19.18	25.40	17.84
5	16.47	17.15		17.83	17.87	18.28	17.56
6	17.13	17.88		17.50	20.23	21.94	16.62
7	23.11	17.97		17.90	19.03	22.43	20.19
8	17.32	17.58		17.45	19.60	18.98	18.09
9	31.75	17.59		17.61	20.98	20.10	17.02
10	18.60	17.12		17.14	18.52	22.01	17.90
11	17.71	24.17		17.61	18.75	23.00	18.58
12	16.54	19.51		17.19		22.62	17.70
13	17.12	17.01		17.41		20.35	19.27
14	17.56	16.45		17.58		18.24	17.78
15	17.13	17.09		17.19		18.74	17.10
16	16.23	24.86		17.25			17.38
17	16.58	18.06		22.04			19.31
18							



Heat 6 - Round 3 (<Pro-Stock / Mod>)

Pos	Car	Form	Name	Member Type	Result	Ave	Best
1	3	F1	Matthew Quinlisk	S2008	19 / 311.90	16.41	16.21
2	4	F1	Dave Skelton	S2008	17 / 308.21	18.13	16.75
3	5		Brian Killick	Guest	17 / 310.85	18.28	17.43
4	2	F1	Kevin Bissell	S2008	11 / 202.76	18.43	16.61
5	1	F1	Ori Sohachevsky	S2007	7 / 132.03	18.86	16.67
6	6	F1	Neil Talbot	S2008	4 / 106.50	26.62	18.72

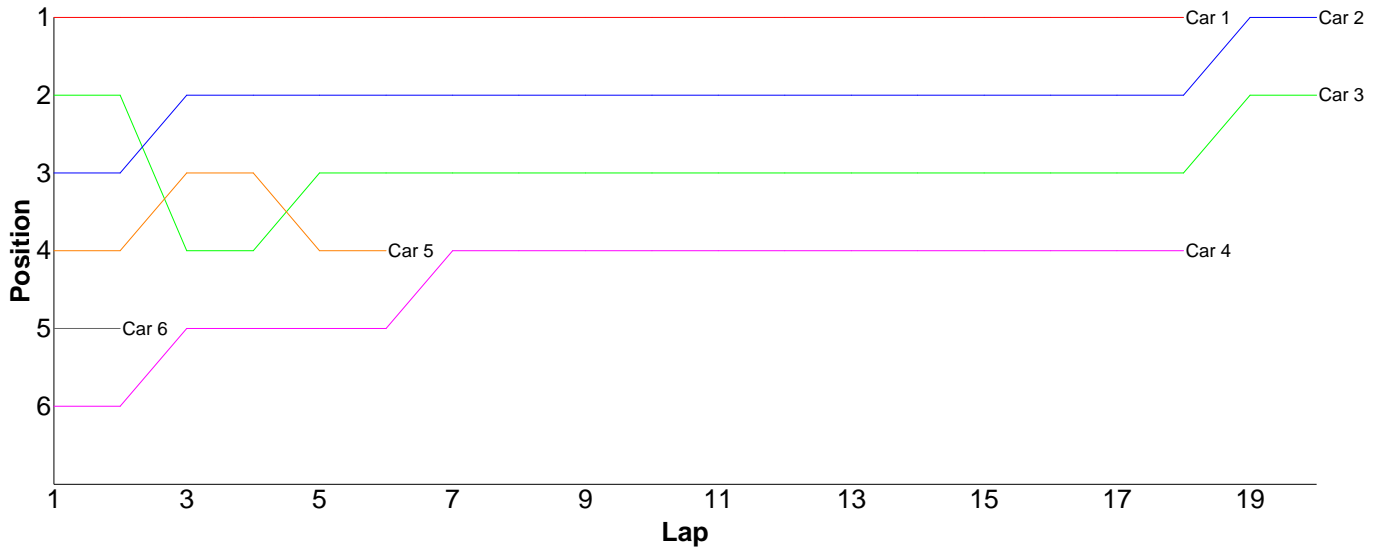
Lap	Car 1	Car 2	Car 3	Car 4	Car 5	Car 6
1	17.52	17.25	16.71	17.79	18.33	18.72
2	18.11	16.93	16.21	16.90	21.06	23.20
3	18.10	19.46	16.29	17.47	19.34	31.50
4	16.69	17.27	16.26	17.11	17.93	33.08
5	24.07	16.91	16.42	18.46	18.31	
6	16.67	16.91	16.62	18.09	17.76	
7	20.87	16.61	16.41	16.75	18.10	
8		18.32	16.68	18.03	17.43	
9		16.79	16.38	18.58	17.56	
10		19.89	16.21	19.95	17.82	
11		26.42	16.51	17.44	18.19	
12			16.49	17.86	18.40	
13			16.25	17.96	17.76	
14			16.55	20.00	19.14	
15			16.41	17.25	17.76	
16			16.23	17.84	18.21	
17			16.57	20.73	17.75	
18			16.24			
19			16.46			
20						



Heat 7 - Round 3 (<Pro-Stock / Mod>)

Pos	Car	Form	Name	Class	Member Type	Result	Ave	Best
1	2	F1	Jay Westwood	Pro-Stock	S2008	20 / 309.70	15.48	15.14
2	3		Mark Sadler	Pro-Stock	Guest	20 / 313.99	15.69	15.02
3	1	F1	Glen Westwood	5 Cell Mod / BL	S2008	18 / 266.26	14.79	14.30
4	4	F1	Nick Adams	Pro-Stock	S2008	18 / 301.49	16.74	15.60
5	5	F1	Nigel Moss	Pro-Stock	S2008	6 / 103.61	17.26	15.80
6	6	F1	Remo Casadei	Pro-Stock	Guest	2 / 33.36	16.68	16.60

Lap	Car 1	Car 2	Car 3	Car 4	Car 5	Car 6
1	14.30	15.74	15.02	17.47	16.31	16.60
2	14.61	15.15	15.59	18.42	15.80	16.76
3	14.96	15.42	19.38	16.26	16.79	
4	14.37	15.55	15.21	16.56	16.10	
5	14.33	15.46	15.78	17.62	19.19	
6	14.70	16.46	15.70	17.33	19.42	
7	14.94	15.45	16.05	15.78		
8	14.65	15.29	15.67	15.60		
9	14.74	15.55	15.45	16.06		
10	14.65	15.60	15.29	16.17		
11	14.70	15.57	15.31	15.76		
12	15.13	15.52	15.39	16.25		
13	14.93	15.44	16.01	15.80		
14	15.26	15.19	16.18	16.70		
15	14.68	15.32	15.44	16.67		
16	14.92	15.52	15.23	16.08		
17	15.06	15.14	15.23	17.31		
18	15.33	15.29	15.47	19.65		
19		15.77	15.39			
20		15.27	15.20			
21						



Heat 8 - Round 3 (<IC-10>)

Pos	Car	Form	Name	Member Type	Result	Ave	Best
1	3	F1	John Zottl	S2008	21 / 305.97	14.57	14.17
2	2	F1	Iain Hollands	S2008	21 / 314.02	14.95	14.36
3	4	F1	Mark Sellars	S2008	20 / 303.75	15.18	14.55
4	5	F1	Barry Smith	S2008	20 / 307.89	15.39	14.59
5	6	F2	Andrew Mills	S2008	18 / 309.59	17.19	15.84
6	1	F1	Adrian Poole	S2008	17 / 298.44	17.55	14.41
7	7	F2	James Rumble	S2008	15 / 309.02	20.60	16.25

Lap	Car 1	Car 2	Car 3	Car 4	Car 5	Car 6	Car 7
1	14.78	14.92	14.62	14.65	15.11	17.21	34.53
2	14.83	15.46	14.50	15.29	15.06	16.83	16.54
3	14.60	15.05	14.54	14.78	15.30	16.90	23.71
4	15.19	15.19	14.40	21.87	15.19	19.64	38.50
5	14.76	14.80	14.47	15.15	21.13	16.50	17.66
6	15.13	14.83	14.40	14.75	16.57	17.98	16.80
7	15.22	14.85	14.34	14.57	15.01	16.42	17.29
8	14.88	15.32	14.66	14.76	15.01	17.18	18.65
9	14.91	14.78	14.38	14.74	14.59	17.69	16.28
10	15.23	15.20	14.89	15.05	15.58	16.81	17.13
11	14.75	14.93	15.44	15.10	14.87	15.97	24.60
12	14.75	14.92	14.54	14.62	14.73	17.16	16.54
13	60.67	15.51	14.28	15.16	15.16	16.84	18.28
14	14.76	15.05	14.73	14.57	15.03	15.84	16.26
15	14.41	14.85	14.55	14.73	14.87	16.00	16.25
16	14.70	14.52	14.17	15.14	14.60	16.30	
17	14.87	14.61	14.57	14.82	15.00	15.99	
18		14.37	14.40	14.80	14.87	22.33	
19		14.36	14.22	14.65	15.20		
20		15.80	15.22	14.55	15.01		
21		14.70	14.65				
22							

