

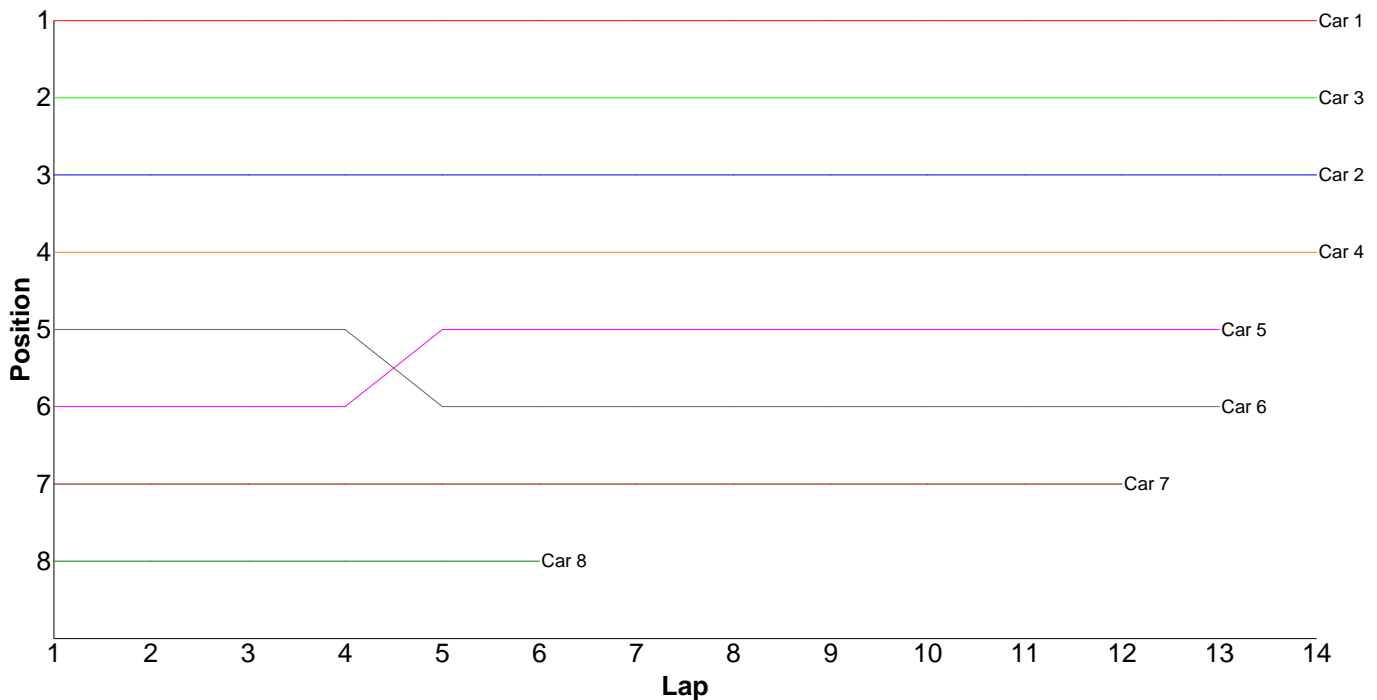
AMCC Winter Championship 07/08 - Round 9: 03/02/2008

Race Results

Tamiya Stock - A Final Leg 1

Pos	Car	Form	Name	Member Type	Result	Ave	Best
1	1	F2	Thomas Francis	S2008	14 / 301.43	21.53	20.43
2	3		Gerald Page	S2008	14 / 308.67	22.04	20.79
3	2	F1	Scott Stokes	S2008	14 / 316.07	22.57	20.94
4	4	F1	Neil Pilkington	S2008	14 / 321.36	22.95	21.08
5	5	F1	Kieran Stokes	J2008	13 / 300.14	23.08	21.16
6	6	F2	Paul Barrett	S2008	13 / 306.36	23.56	21.23
7	7	F2	Dale Roberts	S2008	12 / 310.17	25.84	23.43
8	8	F2	Dawn Skelton	S2008	6 / 298.12	49.68	37.65

Lap	Car 1	Car 2	Car 3	Car 4	Car 5	Car 6	Car 7	Car 8
1	31.31	33.46	33.23	36.41	38.00	37.85	39.87	92.11
2	20.94	21.92	20.94	21.49	22.29	22.24	24.03	42.89
3	20.56	21.07	21.37	24.43	24.10	23.50	23.43	38.57
4	20.63	20.94	21.02	21.68	21.85	22.08	24.78	41.53
5	20.43	23.24	21.47	21.73	21.69	24.32	25.90	45.37
6	20.75	20.99	20.99	21.62	21.53	21.48	25.95	37.65
7	20.80	21.75	21.66	21.40	21.16	22.21	23.48	
8	21.16	21.85	21.32	21.56	21.66	22.34	24.87	
9	21.39	23.44	21.03	22.08	21.43	23.99	24.24	
10	20.81	21.27	20.79	21.87	21.35	21.67	25.36	
11	20.68	21.38	21.38	21.57	21.65	21.23	24.52	
12	20.57	21.28	20.93	21.08	21.44	21.79	23.74	
13	20.60	21.75	21.05	21.50	21.99	21.66		
14	20.80	21.73	21.49	22.94				
15								



<Pro-Stock / Mod> - B Final Leg 1

Pos	Car	Form	Name	Member Type	Result	Ave	Best
1	1	F1	Glen Westwood	S2008	19 / 296.60	15.61	14.47

Lap Car 1

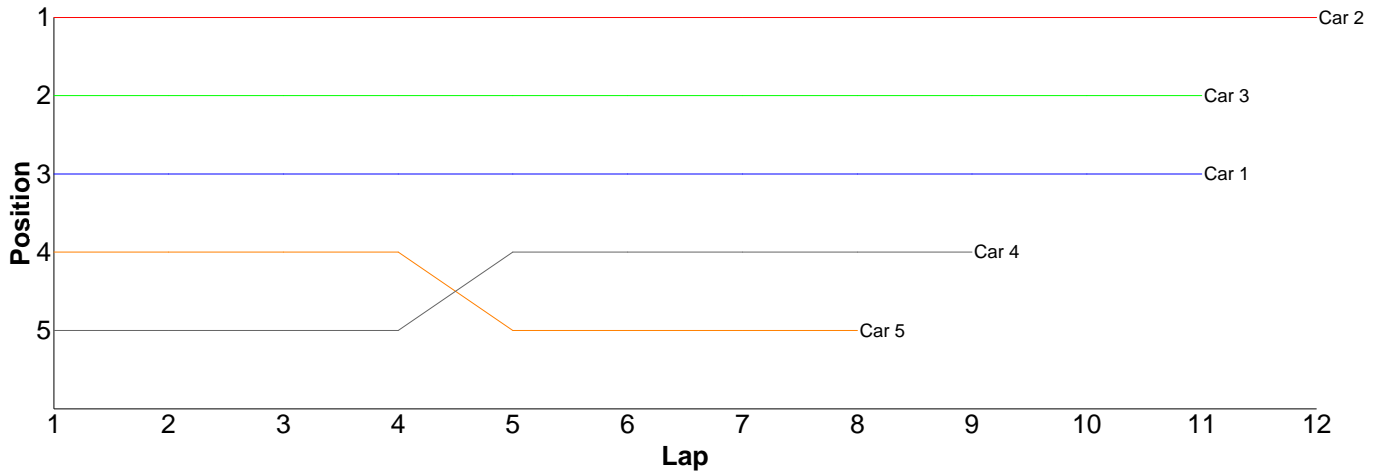
1	23.01
2	14.73
3	14.98
4	14.54
5	14.61
6	14.71
7	14.71
8	14.53
9	14.76
10	14.58
11	16.25
12	14.47
13	15.49
14	15.13
15	14.75
16	14.81
17	14.65
18	14.80
19	21.09
20	

Bikes - B Final Leg 1

Pos	Car	Form	Name	Member Type	Result	Ave	Best
1	2	F1	Neville Smith	S2008	12 / 313.94	26.16	20.02
2	3		Jack Foord	Guest	11 / 313.73	28.52	21.88
3	1		Brian Foord	Guest	11 / 319.13	29.01	25.02
4	4	F1	Peter Chang	S2008	9 / 326.25	36.25	28.19
5	5		Chris Groom	Guest	8 / 310.50	38.81	29.66

Lap	Car 1	Car 2	Car 3	Car 4	Car 5
-----	-------	-------	-------	-------	-------

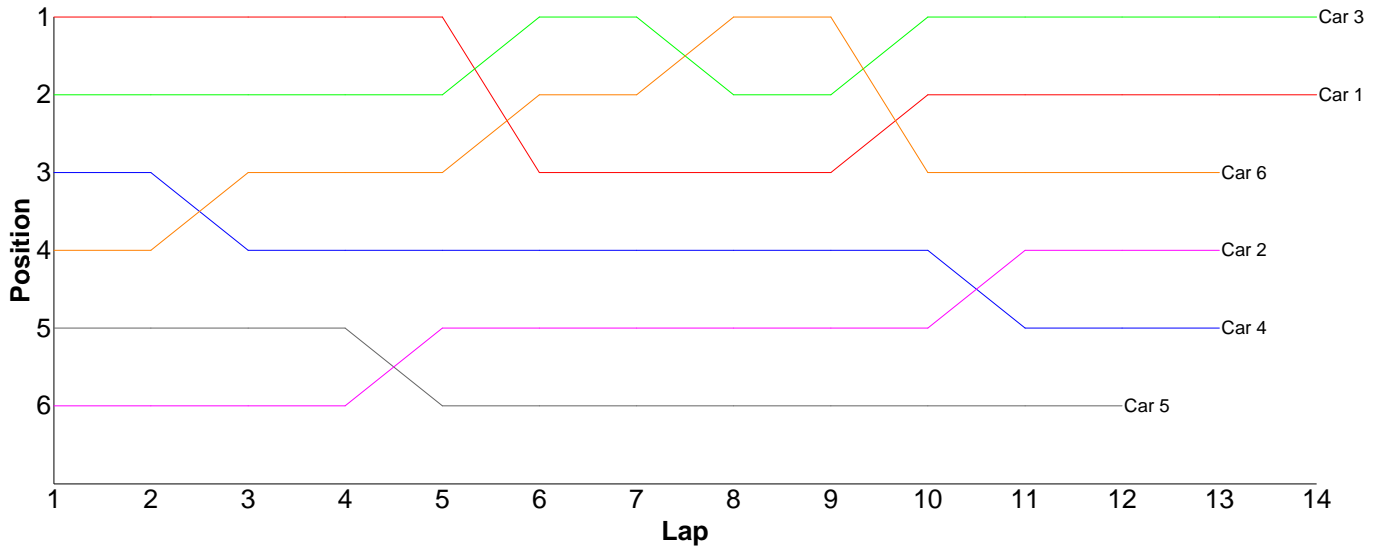
1	27.48	20.02	21.88	35.86	35.28
2	34.44	25.00	27.66	63.43	32.93
3	25.02	26.36	27.20	28.19	49.23
4	25.14	27.35	28.58	30.81	34.96
5	36.97	25.62	27.39	34.75	57.06
6	30.93	27.21	27.72	34.98	29.66
7	25.11	25.35	36.90	39.64	38.08
8	25.24	25.44	27.37	29.52	33.30
9	31.19	25.95	34.07	29.07	
10	27.84	27.28	27.41		
11	29.77	26.77	27.55		
12		31.59			
13					



Bikes - A Final Leg 1

Pos	Car	Form	Name	Member Type	Result	Ave	Best
1	3	F1	Andy Carless	S2008	14 / 318.30	22.73	17.13
2	1	F1	Steve Leake	S2008	14 / 319.01	22.78	15.58
3	6		Jevon Frost	Guest	13 / 300.15	23.08	20.77
4	2	F1	Scott Adderson	S2008	13 / 313.01	24.07	22.95
5	4	F1	Matt Tims	S2008	13 / 326.94	25.14	19.74
6	5	F1	Dave Tims	S2008	12 / 323.81	26.98	21.65

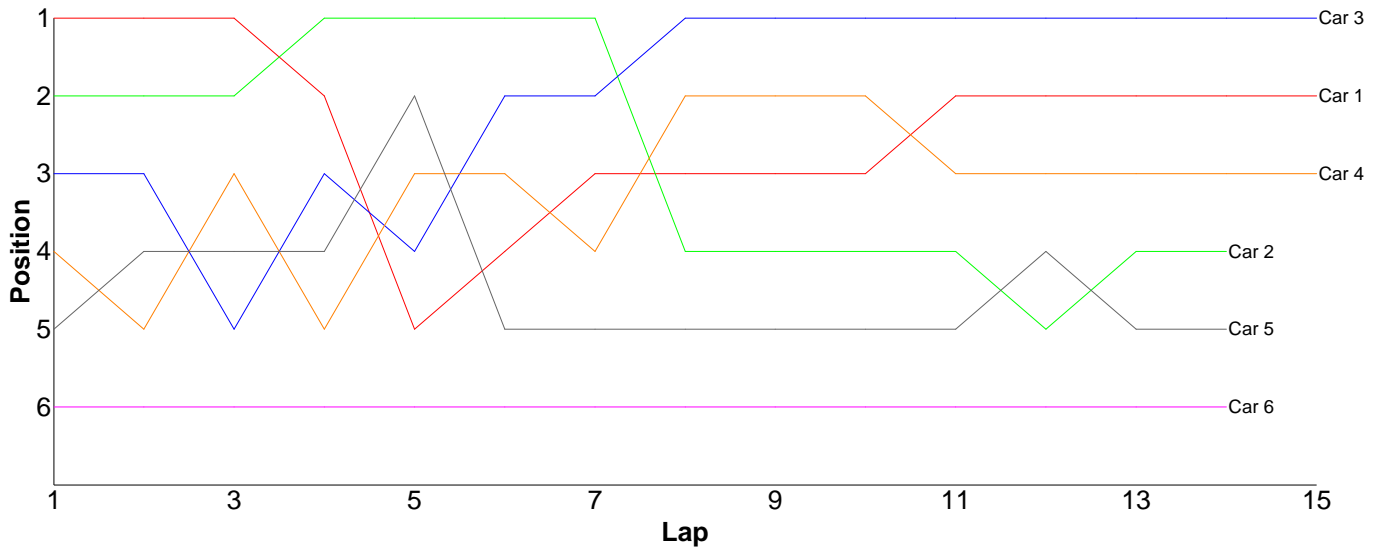
Lap	Car 1	Car 2	Car 3	Car 4	Car 5	Car 6
1	15.58	28.92	17.13	19.74	21.65	20.77
2	23.52	24.61	22.30	23.84	24.70	22.99
3	23.64	23.28	23.67	25.25	24.61	22.40
4	22.30	24.17	23.22	24.17	23.47	22.84
5	22.86	23.80	22.80	26.59	38.30	23.02
6	29.71	23.66	23.84	23.65	30.80	22.60
7	22.91	24.30	22.60	28.03	24.38	22.47
8	22.38	22.95	25.91	22.60	25.00	22.25
9	22.58	23.12	22.46	24.02	23.88	22.38
10	22.97	23.21	22.98	23.69	34.47	29.36
11	22.49	24.16	22.65	27.63	28.42	21.73
12	22.40	23.14	22.92	25.86	24.13	22.15
13	23.10	23.69	23.22	31.87		25.19
14	22.57		22.60			
15						



27T Stock Touring - A Final Leg 1

Pos	Car	Form	Name	Member Type	Result	Ave	Best
1	3		Chris Graco	Guest	15 / 302.75	20.18	18.30
2	1		Mason Sadler	Guest	15 / 309.83	20.65	18.48
3	4		Chris Bradshaw	Guest	15 / 312.60	20.84	18.83
4	2		Ian Cairns	Guest	14 / 300.15	21.43	19.18
5	5	F2	Mick Barnes	S2008	14 / 308.63	22.04	18.59
6	6	F2	Robin Francis	S2008	14 / 312.46	22.31	20.55
7	7	F2	Andy Lewis	S2008	0 / 0.00	0.00	0.00

Lap	Car 1	Car 2	Car 3	Car 4	Car 5	Car 6	Car 7
1	29.67	30.88	31.57	32.38	32.68	39.18	
2	18.76	19.71	19.43	19.51	18.59	21.14	
3	19.21	19.76	21.22	19.93	20.81	20.99	
4	24.65	19.62	21.16	22.69	21.40	20.92	
5	23.87	19.59	21.17	19.45	19.28	20.76	
6	19.28	19.42	19.23	20.71	27.63	21.54	
7	19.15	22.93	18.44	20.13	19.70	21.04	
8	22.09	25.33	18.78	21.25	19.39	20.55	
9	18.68	19.91	19.20	18.83	19.60	20.90	
10	19.32	19.57	18.77	18.87	18.87	20.58	
11	18.76	19.18	18.82	20.17	18.93	21.22	
12	18.57	19.95	19.07	19.67	18.76	21.33	
13	18.48	24.67	18.63	19.36	32.28	21.24	
14	19.84	19.63	18.96	19.56	20.71	21.07	
15	19.50		18.30	20.09			
16							



<IC-10> - B Final Leg 1

Pos	Car	Form	Name	Class	Member Type	Result	Ave	Best
1	2	F2	Michael Pilgram	IC Scale Touring	J2008	5 / 0.00	0.00	0.00
2	1	F2	James Stone	IC Scale Touring	S2008	4 / 0.00	0.00	0.00
3	3		Jon Wilkins	200mm IC Outlaw	S2008	3 / 0.00	0.00	0.00
4	4	F2	James Rumble	IC Scale Touring	S2008	2 / 0.00	0.00	0.00
5	5	F2	Phillip Pullen	IC Scale Touring	S2008	1 / 0.00	0.00	0.00

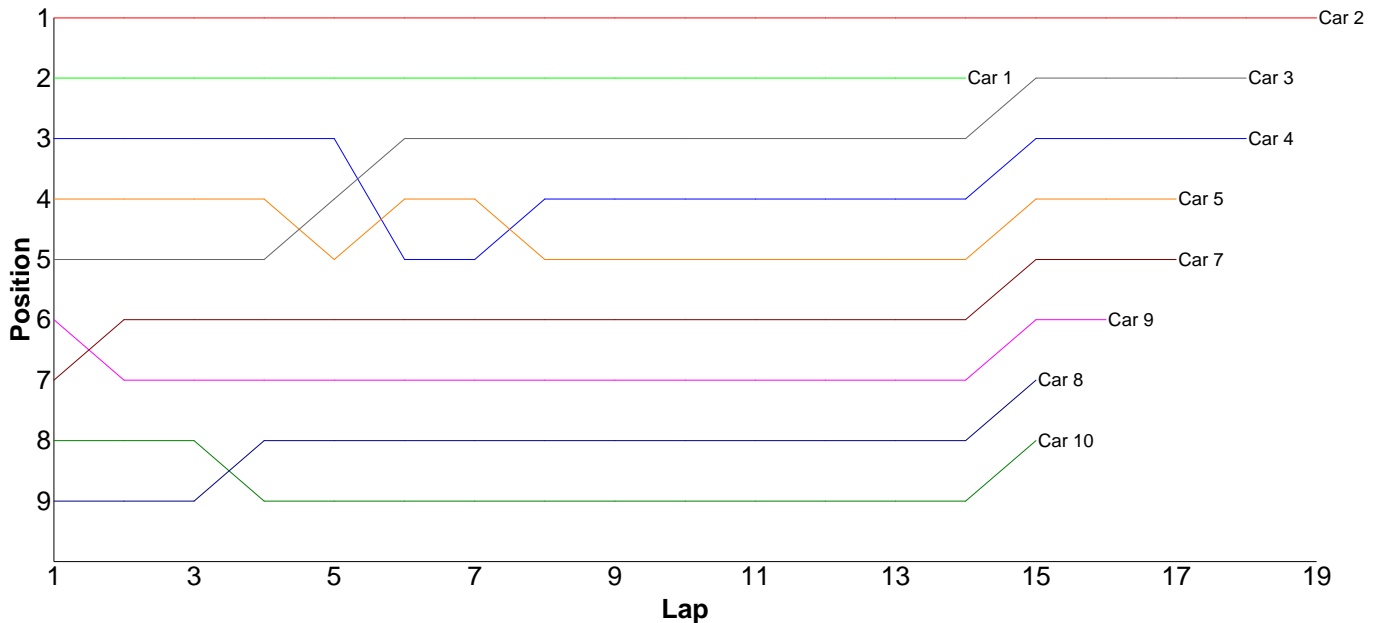
Lap	Car 1	Car 2	Car 3	Car 4	Car 5
-----	-------	-------	-------	-------	-------

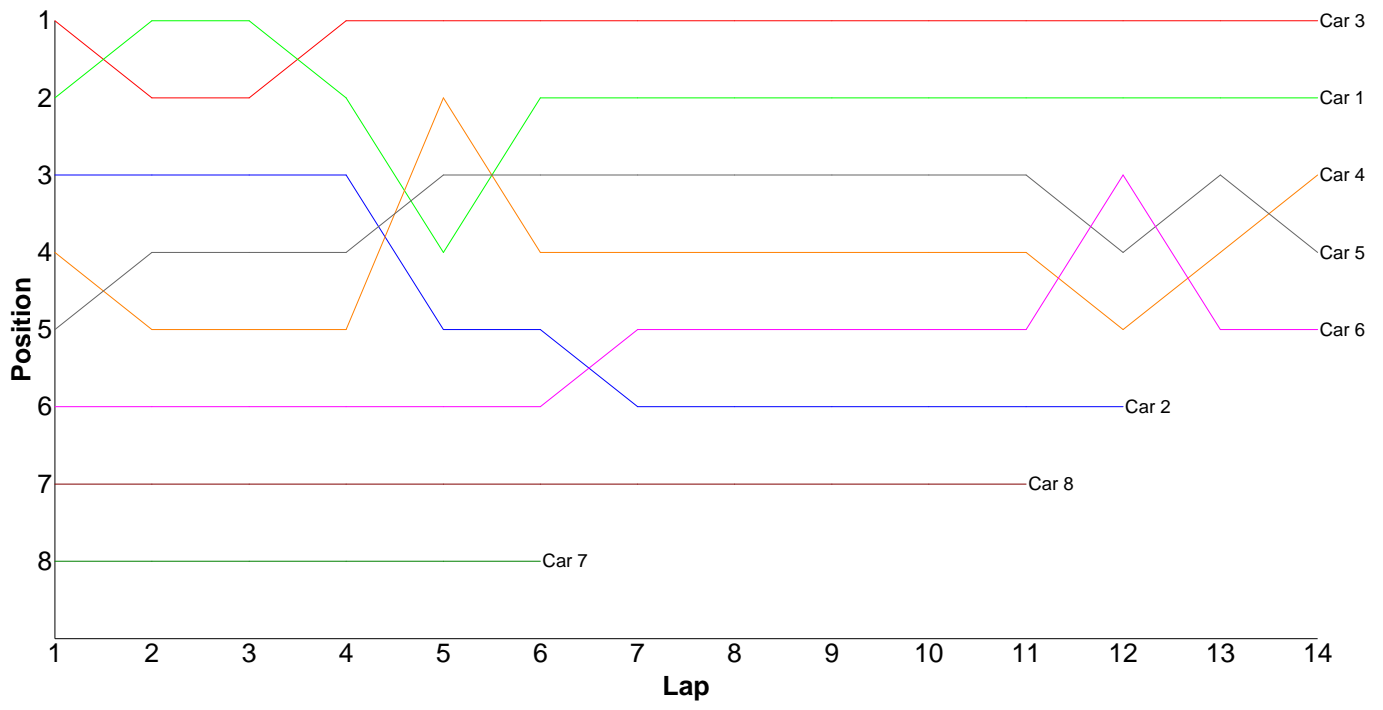
1

<Pro-Stock / Mod> - A Final Leg 1

Pos	Car	Form	Name	Member Type	Result	Ave	Best
1	2		Mark Sadler	Guest	19 / 308.29	16.22	15.55
2	3	F1	Nigel Moss	S2008	18 / 303.62	16.86	15.66
3	4	F1	Matthew Quinlisk	S2008	18 / 312.82	17.37	16.04
4	5	F1	Ori Sohachevsky	S2007	17 / 300.27	17.66	16.10
5	7	F1	Kevin Bissell	S2008	17 / 307.78	18.10	16.75
6	9		Brian Killick	Guest	16 / 311.77	19.48	17.76
7	8	F1	Dave Skelton	S2008	15 / 300.08	20.00	17.66
8	10	F1	Neil Talbot	S2008	15 / 305.89	20.39	17.71
9	1	F1	Jay Westwood	S2008	14 / 238.26	17.01	15.56
10	6	F1	Nick Adams	S2008	0 / 0.00	0.00	0.00

Lap	Car 1	Car 2	Car 3	Car 4	Car 5	Car 6	Car 7	Car 8	Car 9	Car 10
1	25.24	24.54	27.94	26.35	26.80		30.10	33.26	29.89	31.97
2	16.06	15.60	16.05	16.36	16.36		17.14	18.85	18.12	18.07
3	15.83	15.93	16.13	16.37	16.10		16.85	18.37	17.92	18.29
4	16.25	15.62	16.31	16.40	16.43		16.75	18.49	20.52	21.69
5	16.05	15.71	16.13	16.70	20.73		17.15	17.97	18.41	19.60
6	15.84	15.71	16.15	21.66	16.33		17.05	20.12	20.18	18.94
7	18.59	15.76	16.25	16.50	16.52		17.21	18.53	19.25	20.54
8	16.16	15.79	16.37	16.56	17.93		17.81	18.90	17.76	24.40
9	15.60	15.74	16.55	16.55	16.89		17.46	18.11	19.32	19.69
10	15.77	15.78	16.09	16.86	16.78		17.71	19.01	17.83	18.69
11	15.56	15.69	15.66	16.04	16.48		17.53	19.14	18.57	18.70
12	17.85	15.91	16.26	16.29	16.73		16.82	18.48	18.03	17.71
13	17.18	16.04	16.27	16.36	17.06		17.09	18.80	19.28	18.53
14	16.28	15.82	16.59	16.75	17.49		17.59	17.66	20.10	17.75
15		15.69	16.37	16.43	17.63		17.60	24.39	18.41	21.32
16		15.55	16.25	16.97	16.86		18.03		18.18	
17		15.84	16.06	16.93	17.15		17.89			
18		15.68	16.19	16.74						
19		15.89								
20										





<Pro-Stock / Mod> - B Final Leg 2

Pos	Car	Form	Name	Member Type	Result	Ave	Best
1	1	F1	Glen Westwood	S2008	20 / 305.95	15.29	14.37

Lap Car 1

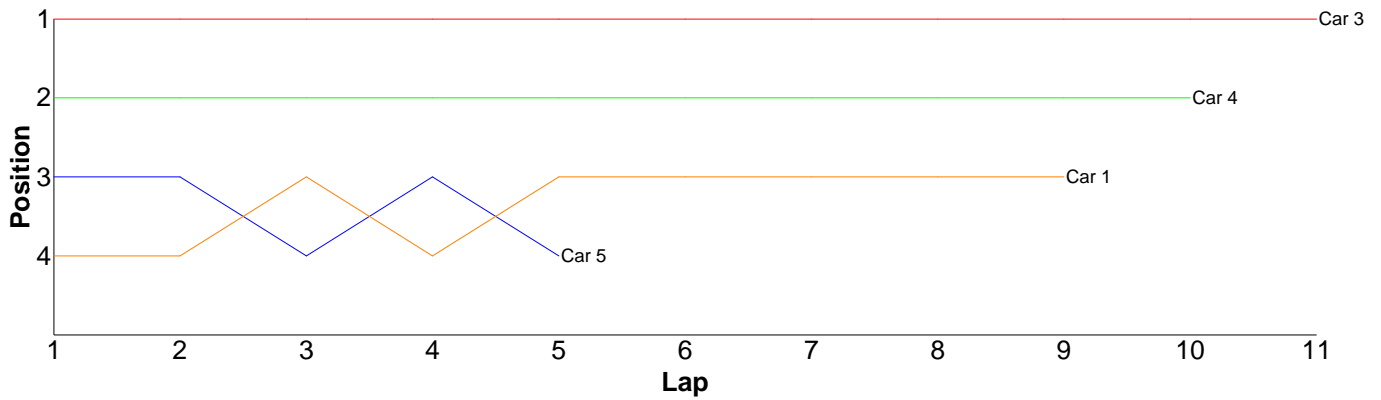
1	23.74
2	14.96
3	14.81
4	14.89
5	14.40
6	14.66
7	14.39
8	14.45
9	14.39
10	14.46
11	14.54
12	14.79
13	14.37
14	14.87
15	14.80
16	14.69
17	14.81
18	15.10
19	15.66
20	17.17
21	

Bikes - B Final Leg 2

Pos	Car	Form	Name	Member Type	Result	Ave	Best
1	3		Jack Foord	Guest	11 / 308.80	28.07	17.22
2	4	F1	Peter Chang	S2008	10 / 314.04	31.40	18.65
3	1		Brian Foord	Guest	9 / 302.95	33.66	24.90
4	5		Chris Groom	Guest	5 / 181.73	36.34	23.44
5	2	F1	Neville Smith	S2008	0 / 0.00	0.00	0.00

Lap	Car 1	Car 2	Car 3	Car 4	Car 5
-----	-------	-------	-------	-------	-------

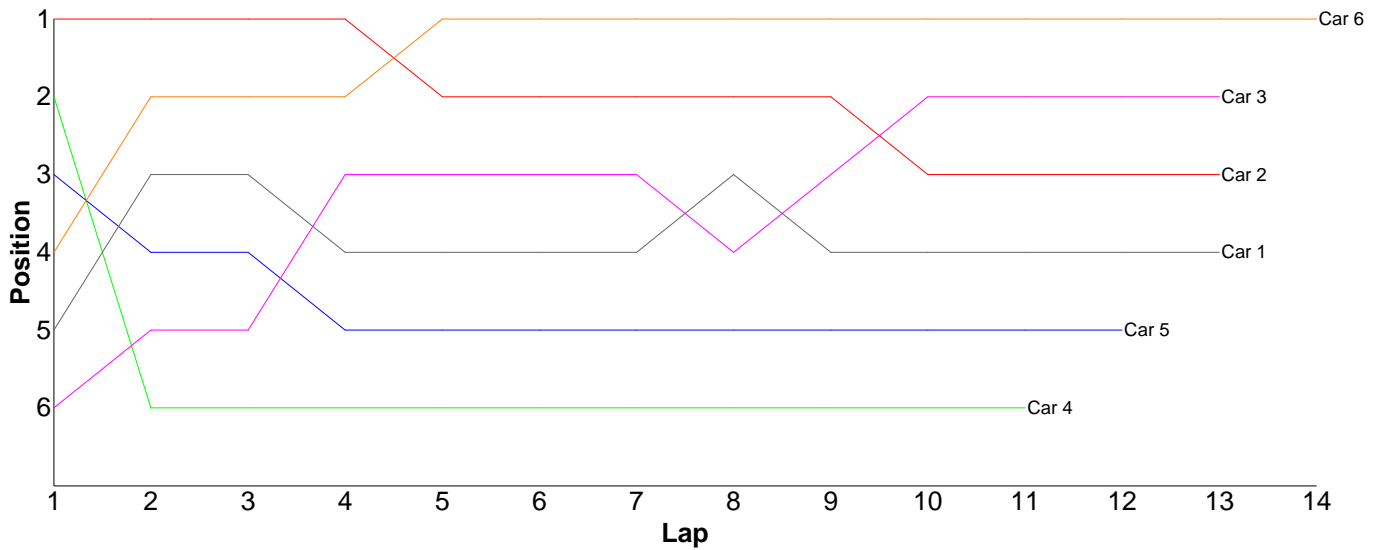
1	39.58		17.22	18.65	23.44
2	24.90		27.83	37.58	37.69
3	26.80		27.20	31.06	47.46
4	60.34		27.62	30.78	37.51
5	29.25		26.86	29.00	35.63
6	42.66		28.19	30.64	
7	28.18		27.68	29.19	
8	26.13		40.15	51.39	
9	25.11		28.06	29.09	
10			30.37	26.66	
11			27.62		
12					



Bikes - A Final Leg 2

Pos	Car	Form	Name	Member Type	Result	Ave	Best
1	6		Jevon Frost	Guest	14 / 315.61	22.54	20.61
2	3	F1	Andy Carless	S2008	13 / 308.61	23.73	22.58
3	2	F1	Scott Adderson	S2008	13 / 308.93	23.76	16.67
4	1	F1	Steve Leake	S2008	13 / 316.36	24.33	21.90
5	5	F1	Dave Tims	S2008	12 / 300.39	25.03	20.45
6	4	F1	Matt Tims	S2008	11 / 315.49	28.68	19.26

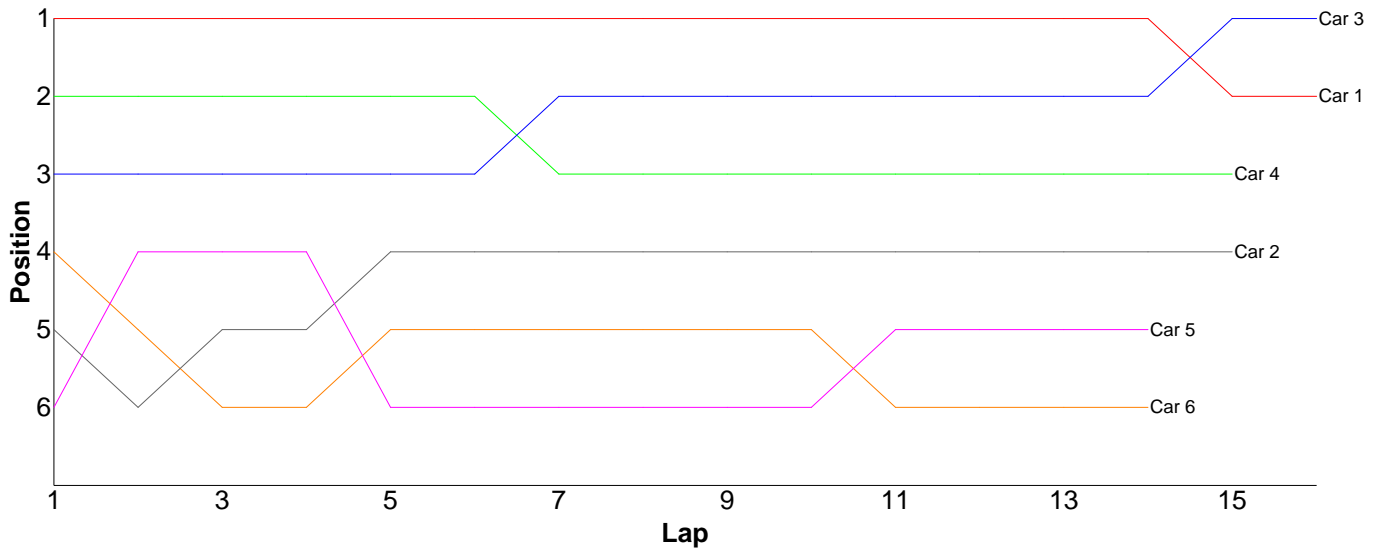
Lap	Car 1	Car 2	Car 3	Car 4	Car 5	Car 6
1	23.14	16.67	25.83	19.26	20.45	20.61
2	23.98	23.29	23.72	35.28	28.03	23.50
3	22.96	24.65	23.08	44.01	23.99	22.37
4	29.82	23.79	24.50	25.73	31.91	22.04
5	22.84	24.67	22.58	24.69	24.34	23.43
6	22.60	29.19	23.31	25.22	26.27	21.75
7	22.10	23.61	23.63	27.84	24.05	22.69
8	22.67	23.45	23.58	22.49	24.08	24.85
9	30.28	23.98	23.37	28.17	25.02	22.06
10	22.83	25.22	24.08	37.81	23.55	23.20
11	21.90	23.49	23.11	24.99	25.29	22.37
12	22.28	23.14	22.69		23.41	22.40
13	28.96	23.78	25.13			21.74
14						22.60
15						



27T Stock Touring - A Final Leg 2

Pos	Car	Form	Name	Member Type	Result	Ave	Best
1	3		Chris Graco	Guest	16 / 313.79	19.61	18.31
2	1		Mason Sadler	Guest	16 / 316.35	19.77	18.39
3	4		Chris Bradshaw	Guest	15 / 302.53	20.16	18.83
4	2		Ian Cairns	Guest	15 / 304.72	20.31	18.68
5	5	F2	Mick Barnes	S2008	14 / 304.19	21.72	18.59
6	6	F2	Robin Francis	S2008	14 / 319.46	22.81	20.23
7	7	F2	Andy Lewis	S2008	0 / 0.00	0.00	0.00

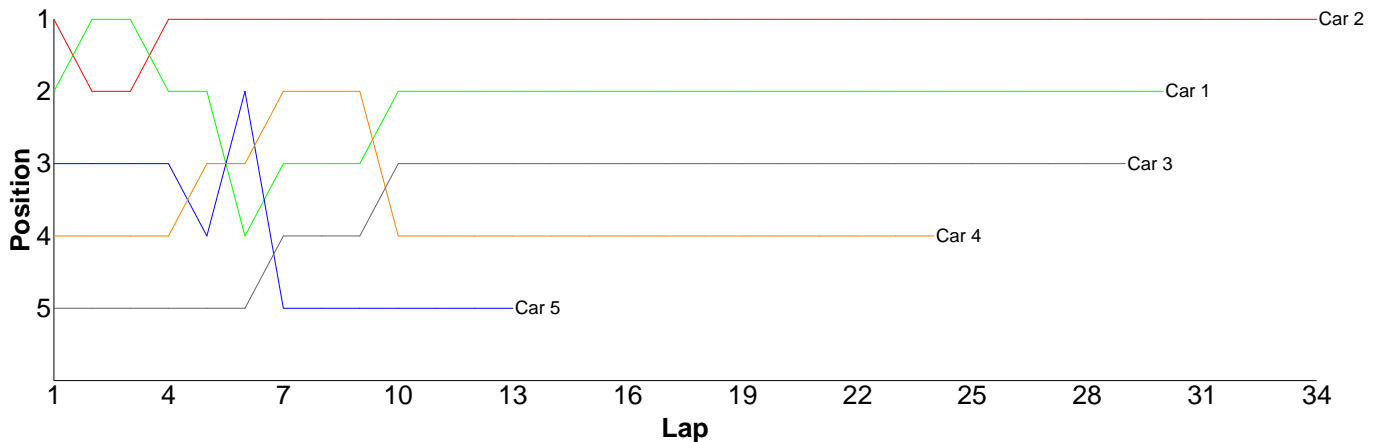
Lap	Car 1	Car 2	Car 3	Car 4	Car 5	Car 6	Car 7
1	27.90	34.51	30.69	29.93	35.14	34.28	
2	18.93	22.32	18.90	19.48	20.44	22.34	
3	18.90	19.53	19.17	19.03	19.05	22.06	
4	18.96	19.32	20.80	20.66	18.77	20.67	
5	19.17	19.55	18.64	19.01	27.96	20.23	
6	18.89	19.12	19.29	19.13	23.71	21.48	
7	18.53	18.80	18.86	19.57	22.28	21.55	
8	19.58	19.23	19.18	19.44	22.92	21.85	
9	20.86	18.68	18.54	20.80	18.64	20.68	
10	18.86	18.89	18.40	20.12	18.96	20.27	
11	19.26	18.75	18.38	18.83	18.59	27.33	
12	18.89	18.96	18.31	19.61	19.12	21.54	
13	18.57	18.94	18.57	18.95	19.44	22.41	
14	18.39	18.81	18.77	18.97	19.17	22.77	
15	20.89	19.31	18.89	19.00			
16	19.77		18.40				
17							



<IC-10> - B Final Leg 2

Pos	Car	Form	Name	Class	Member Type	Result	Ave	Best
1	2	F2	Michael Pilgram	IC Scale Touring	J2008	34 / 609.06	17.91	15.59
2	1	F2	James Stone	IC Scale Touring	S2008	30 / 606.35	20.21	17.32
3	3		Jon Wilkins	200mm IC Outlaw	S2008	29 / 601.62	20.74	17.78
4	4	F2	James Rumble	IC Scale Touring	S2008	24 / 612.19	25.50	16.54
5	5	F2	Phillip Pullen	IC Scale Touring	S2008	13 / 404.35	31.10	17.21

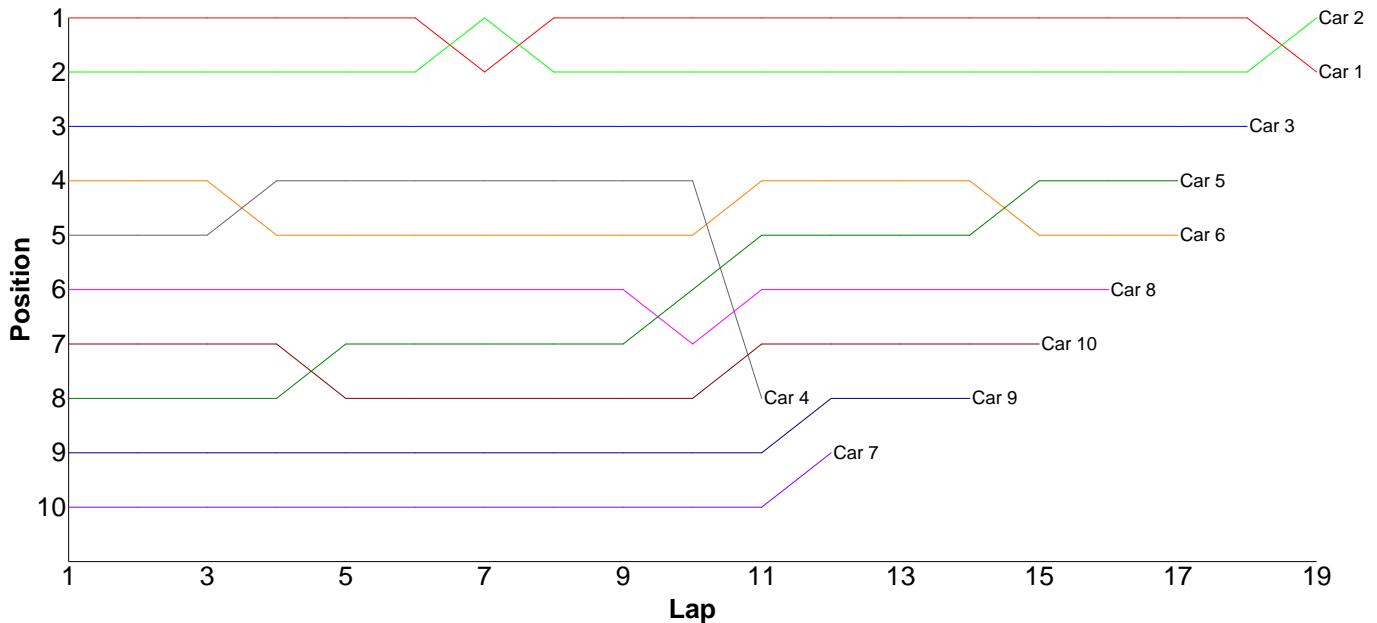
Lap	Car 1	Car 2	Car 3	Car 4	Car 5
1	31.17	30.22	43.84	34.48	32.81
2	19.47	21.25	19.33	18.07	19.44
3	17.32	16.86	19.07	22.03	19.84
4	18.93	16.01	26.92	16.54	18.69
5	19.10	18.32	18.32	16.76	18.73
6	28.42	16.48	17.78	21.70	18.93
7	24.79	15.82	18.34	18.05	162.64
8	19.78	16.02	18.34	16.76	22.29
9	18.42	15.86	18.49	27.89	18.03
10	18.00	15.90	18.15	145.85	17.27
11	19.32	18.85	20.20	17.52	17.65
12	17.95	18.38	19.57	21.40	17.21
13	18.21	16.63	18.41	18.12	20.82
14	18.90	18.46	24.02	17.73	
15	36.20	31.58	36.48	24.55	
16	18.04	16.77	26.17	16.75	
17	18.45	16.03	18.12	26.36	
18	19.44	24.35	18.79	16.84	
19	19.74	15.98	18.03	24.25	
20	18.12	18.15	18.21	18.01	
21	19.28	16.61	18.49	18.19	
22	17.80	17.32	18.19	16.76	
23	19.32	15.70	17.93	18.02	
24	19.12	15.67	18.48	19.56	
25	18.53	16.15	18.39		
26	18.97	15.76	18.46		
27	18.01	16.57	18.11		
28	17.63	16.12	19.18		
29	18.05	15.92	17.81		
30	19.87	20.91			
31		16.93			
32		16.26			
33		15.59			
34		15.63			
35					



<Pro-Stock / Mod> - A Final Leg 2

Pos	Car	Form	Name	Member Type	Result	Ave	Best
1	2		Mark Sadler	Guest	19 / 304.04	16.00	15.08
2	1	F1	Jay Westwood	S2008	19 / 304.60	16.03	15.20
3	3	F1	Nigel Moss	S2008	18 / 301.93	16.77	15.64
4	5	F1	Ori Sohachevsky	S2007	17 / 314.18	18.48	15.88
5	6	F1	Nick Adams	S2008	17 / 316.40	18.61	15.86
6	8	F1	Dave Skelton	S2008	16 / 308.63	19.28	17.11
7	10	F1	Neil Talbot	S2008	15 / 308.92	20.59	17.36
8	9		Brian Killick	Guest	14 / 319.03	22.78	18.23
9	7	F1	Kevin Bissell	S2008	12 / 300.75	25.06	16.55
10	4	F1	Matthew Quinlisk	S2008	11 / 245.53	22.32	15.70

Lap	Car 1	Car 2	Car 3	Car 4	Car 5	Car 6	Car 7	Car 8	Car 9	Car 10
1	23.02	23.86	25.67	28.18	32.96	27.84	93.71	31.58	56.29	32.30
2	15.26	15.08	15.86	17.01	17.11	16.29	16.55	17.11	20.19	17.50
3	15.67	15.53	15.64	16.01	28.62	15.87	17.03	17.43	21.01	20.48
4	15.66	15.53	16.89	17.09	16.21	21.10	16.97	18.16	20.28	18.44
5	15.81	15.68	15.65	15.98	20.02	15.86	36.64	17.47	19.86	30.63
6	15.46	15.66	16.18	15.70	15.88	17.32	17.12	17.33	19.19	20.98
7	15.86	15.38	15.91	16.07	16.63	16.23	17.10	18.02	19.09	19.60
8	15.72	16.70	20.22	17.27	20.34	18.68	17.00	24.80	20.09	18.27
9	15.36	15.78	15.66	16.31	17.12	22.70	17.49	19.48	23.08	18.63
10	15.84	15.58	15.99	26.32	16.41	16.44	16.98	20.76	24.83	20.06
11	16.21	15.31	16.09	59.59	16.02	19.34	17.18	17.35	18.61	17.68
12	15.26	15.94	15.69		15.93	21.02	16.98	18.88	18.23	17.36
13	15.20	15.41	15.70		16.05	16.46		17.13	18.93	18.92
14	15.32	15.29	16.40		16.01	19.84		17.95	19.35	19.57
15	15.65	15.25	16.23		16.25	16.95		17.41		18.50
16	15.38	15.36	16.50		16.20	16.88		17.77		
17	15.81	15.34	15.75		16.42	17.58				
18	15.53	15.61	15.90							
19	16.58	15.75								
20										



<IC-10> - A Final Leg 2

Pos	Car	Form	Name	Member Type	Result	Ave	Best
1	1	F1	John Zottl	S2008	10 / 0.00	0.00	0.00
2	2	F1	Mark Sellars	S2008	9 / 0.00	0.00	0.00
3	3	F1	Iain Hollands	S2008	8 / 0.00	0.00	0.00
4	4	F1	Barry Smith	S2008	7 / 0.00	0.00	0.00
5	7		Gary Fuller	Guest	6 / 0.00	0.00	0.00
6	6	F2	Andrew Mills	S2008	5 / 0.00	0.00	0.00
7	8	F2	Colin Taggart	S2008	4 / 0.00	0.00	0.00
8	9	F2	Stephen Mills	S2008	3 / 0.00	0.00	0.00
9	5	F1	Adrian Poole	S2008	2 / 0.00	0.00	0.00

Lap	Car 1	Car 2	Car 3	Car 4	Car 5	Car 6	Car 7	Car 8	Car 9
1									

Produced by RC-Timing 2006 on 03 Feb 2008, 4:31 PM. www.RC-Timing.com