

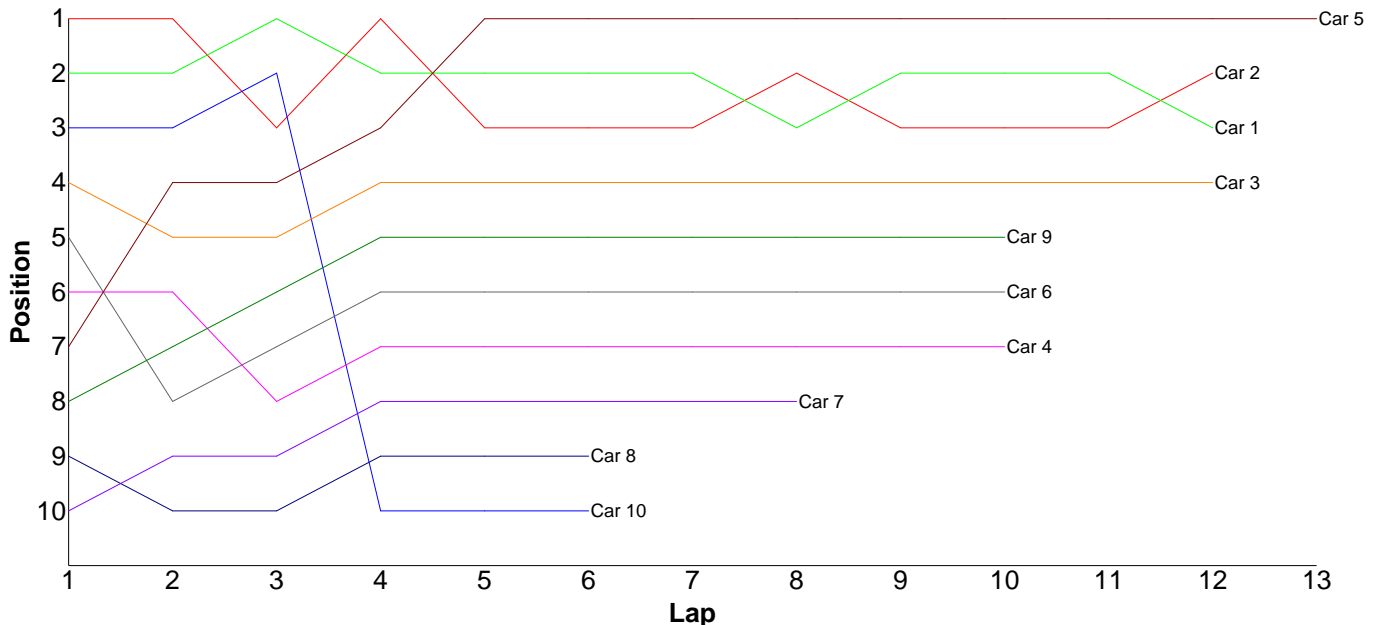
AMCC Winter Championship 07/08 - Round 8: 20/01/2008

Race Results

Heat 1 - Round 1 (<Tamiya / F1>)

Pos	Car	Form	Name	Class	Member Type	Result	Ave	Best
1	5	F1	Neil Pilkington	Formula One	S2008	13 / 323.45	24.88	22.01
2	2		Rob Baxter	Tamiya Stock	Guest	12 / 303.14	25.26	22.26
3	1	F1	Tim Webb	Tamiya Stock	S2008	12 / 303.35	25.27	22.97
4	3	F1	Kieran Stokes	Tamiya Stock	J2007	12 / 313.95	26.16	23.82
5	9		Dave Alderton	Tamiya Stock	Guest	10 / 293.77	29.37	26.58
6	6	F1	Scott Stokes	Tamiya Stock	S2007	10 / 307.86	30.78	27.20
7	4	F2	Thomas Francis	Tamiya Stock	J2007	10 / 317.67	31.76	27.30
8	7	F2	Dale Roberts	Tamiya Stock	S2007	8 / 280.77	35.09	29.34
9	8		Jason Elliot	Tamiya Stock	Guest	6 / 259.74	43.29	35.64
10	10		Chris Graco	Formula One	Guest	6 / 280.89	46.81	23.80

Lap	Car 1	Car 2	Car 3	Car 4	Car 5	Car 6	Car 7	Car 8	Car 9	Car 10
1	22.97	22.26	27.25	31.66	32.06	28.82	43.44	41.31	38.89	25.60
2	24.91	23.13	28.48	35.37	22.83	39.11	32.97	40.27	28.57	25.48
3	25.87	31.05	27.31	34.04	23.87	30.43	31.67	43.09	26.58	23.96
4	27.31	23.87	26.10	30.72	22.45	30.34	29.34	38.34	27.01	157.73
5	27.55	31.20	26.93	27.30	26.02	27.37	34.36	61.09	28.45	24.32
6	25.32	24.18	25.50	33.41	22.27	30.70	40.10	35.64	27.68	23.80
7	25.68	24.25	24.30	31.22	22.32	28.41	33.32		27.66	
8	24.78	24.41	23.82	33.21	22.01	27.20	35.57		28.43	
9	24.23	25.51	26.98	29.07	23.96	35.90			33.46	
10	24.56	23.96	24.98	31.67	30.74	29.58			27.04	
11	24.83	25.70	25.00		22.51					
12	25.34	23.62	27.30		26.35					
13					26.06					
14										

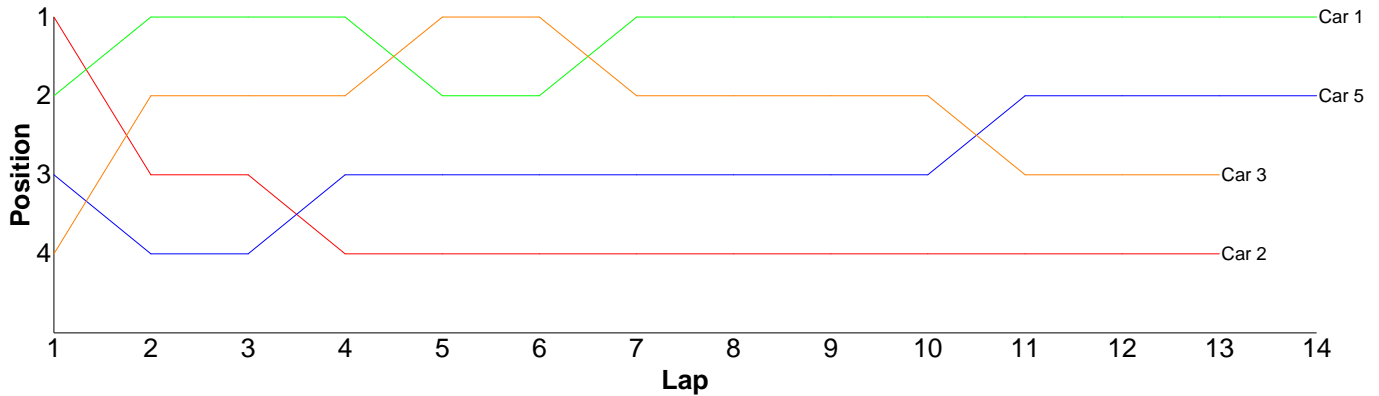


Heat 2 - Round 1 (27T Stock Touring)

Pos	Car	Form	Name	Member Type	Result	Ave	Best
1	1		Ian Cairns	Guest	14 / 300.81	21.48	20.11
2	5		Ian Payne	Guest	14 / 306.95	21.92	20.22
3	3	F2	Paul Barrett	S2007	13 / 301.80	23.21	19.62
4	2	F2	Mick Barnes	S2008	13 / 307.01	23.61	20.75
=5	4		Mason Sadler	Guest	0 / 0.00	0.00	0.00
=5	6	F2	Robin Francis	S2007	0 / 0.00	0.00	0.00

Lap	Car 1	Car 2	Car 3	Car 4	Car 5	Car 6
-----	-------	-------	-------	-------	-------	-------

1	23.55	23.15	25.49		25.07	
2	23.29	24.19	21.75		29.38	
3	20.79	27.41	20.46		20.96	
4	20.55	22.03	20.83		21.31	
5	20.34	20.87	19.62		20.86	
6	21.19	23.67	21.41		21.09	
7	20.11	27.58	21.32		21.07	
8	20.79	20.75	22.72		22.35	
9	20.79	21.68	26.76		20.22	
10	20.66	25.62	20.69		20.47	
11	27.69	21.11	29.36		20.56	
12	20.60	25.06	24.12		21.11	
13	20.34	23.89	27.27		20.85	
14	20.12				21.65	
15						

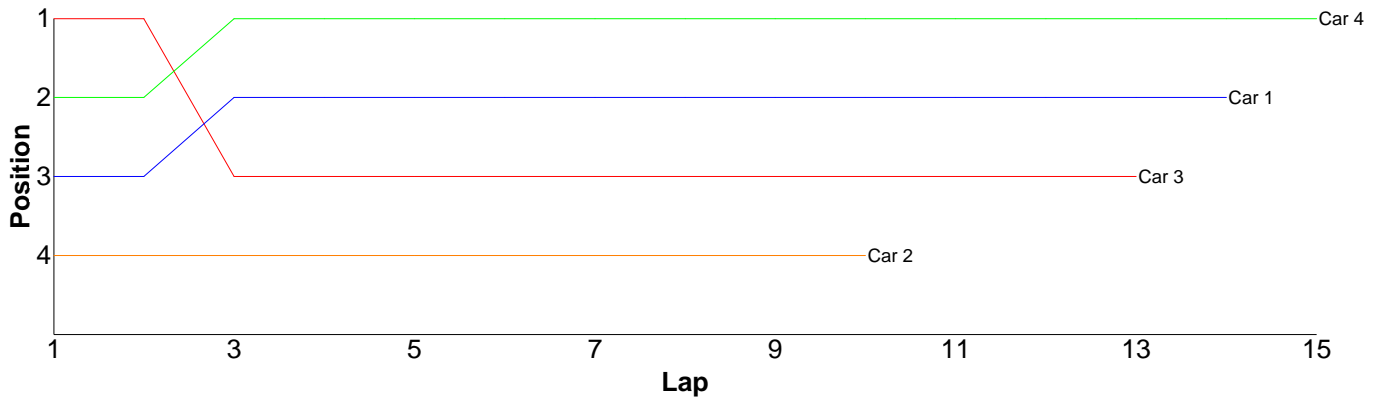


Heat 3 - Round 1 (<IC-10>)

Pos	Car	Form	Name	Class	Member Type	Result	Ave	Best
1	4	F1	Michael Pilgram	IC Scale Touring	J2008	15 / 304.16	20.27	18.91
2	1	F2	Stephen Mills	IC Scale Touring	S2007	14 / 319.86	22.84	17.11
3	3		Jon Wilkins	IC Outlaw	J2007	13 / 303.94	23.38	19.97
4	2	F2	Mike Paine	IC Scale Touring	S2007	10 / 313.02	31.30	24.08
5	5	F2	James Stone	IC Scale Touring	S2007	0 / 0.00	0.00	0.00

Lap	Car 1	Car 2	Car 3	Car 4	Car 5
-----	-------	-------	-------	-------	-------

1	24.55	75.75	21.14	21.78	
2	21.07	25.11	20.83	21.35	
3	21.47	28.54	50.84	21.73	
4	20.91	25.29	22.52	20.03	
5	26.70	24.08	21.06	20.31	
6	20.69	24.78	20.58	19.30	
7	20.24	26.04	20.46	20.76	
8	36.71	24.93	21.33	19.66	
9	23.23	26.71	20.33	19.66	
10	21.70	31.79	19.97	20.13	
11	20.70		21.33	19.34	
12	17.11		22.08	21.30	
13	23.56		21.47	20.68	
14	21.22			18.91	
15				19.22	
16					

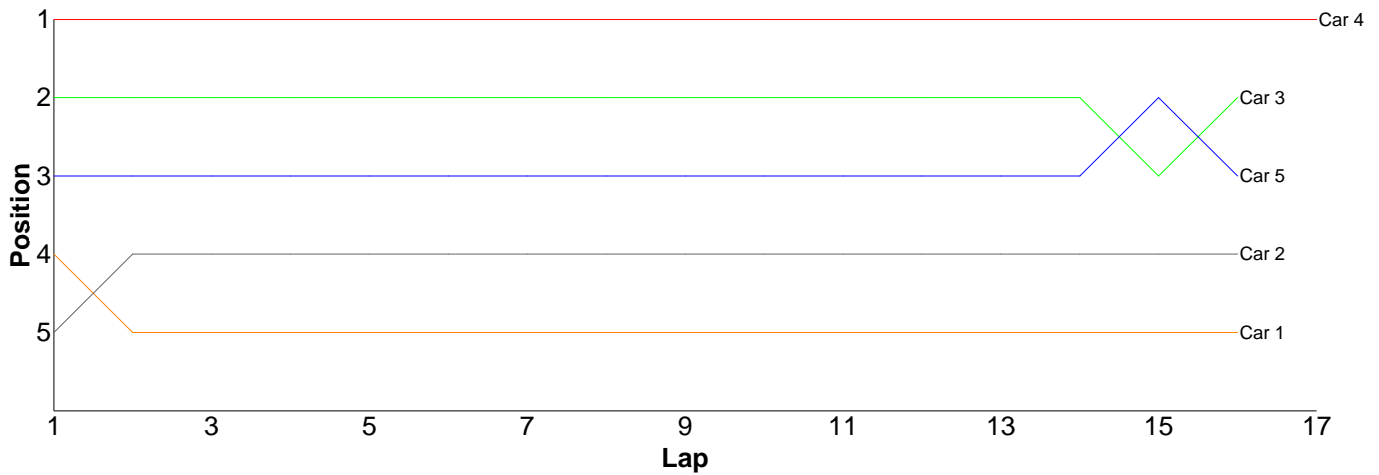


Heat 4 - Round 1 (<Pro Stock / Mod>)

Pos	Car	Form	Name	Member Type	Result	Ave	Best
1	4	F1	Matthew Quinlisk	S2008	17 / 305.80	17.98	17.54
2	3		Rob Baxter	Guest	16 / 303.19	18.94	17.24
3	5	F1	Dave Skelton	S2008	16 / 303.33	18.95	18.00
4	2	F1	Kevin Bissell	S2007	16 / 316.08	19.75	18.72
5	1	F1	Ori Sohachevsky	S2007	16 / 317.63	19.85	17.75

Lap	Car 1	Car 2	Car 3	Car 4	Car 5
-----	-------	-------	-------	-------	-------

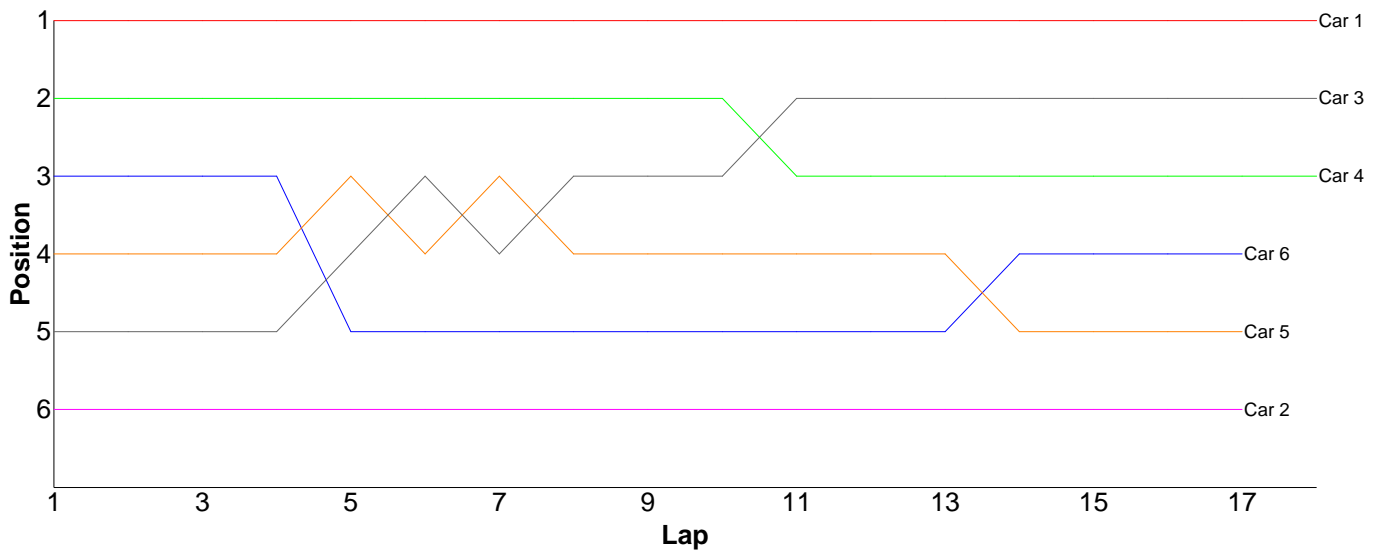
1	21.49	24.19	18.55	18.05	19.92
2	23.32	19.31	18.14	18.41	18.42
3	21.12	19.75	19.73	18.31	18.81
4	22.92	19.85	17.99	18.30	20.84
5	19.35	18.76	17.77	17.87	19.14
6	22.43	18.72	23.04	17.87	18.33
7	18.58	19.21	17.65	17.97	18.00
8	21.71	19.34	17.57	17.88	18.54
9	19.65	19.24	17.55	17.83	18.09
10	18.20	19.84	17.70	17.73	19.06
11	18.06	20.41	17.24	17.90	18.89
12	18.09	18.77	17.34	18.05	18.91
13	18.48	19.43	17.45	17.54	18.81
14	17.75	19.12	17.45	17.67	19.78
15	17.99	19.43	30.51	17.88	18.91
16	18.49	20.71	17.51	17.64	18.88
17				18.90	
18					



Heat 5 - Round 1 (<Pro Stock / Mod>)

Pos	Car	Form	Name	Class	Member Type	Result	Ave	Best
1	1	F1	Glen Westwood	5 Cell Mod / BL	S2008	18 / 300.71	16.70	16.29
2	3	F1	Jay Westwood	Pro-Stock	S2008	18 / 310.28	17.23	16.79
3	4		Mark Sadler	Pro-Stock	Guest	18 / 312.96	17.38	16.94
4	6	F1	Nigel Moss	Pro-Stock	S2007	17 / 301.68	17.74	17.03
5	5	F1	Nick Adams	Pro-Stock	S2008	17 / 302.73	17.80	17.05
6	2	F1	Dan Ghibaldan	Pro-Stock	S2007	17 / 311.80	18.34	17.63

Lap	Car 1	Car 2	Car 3	Car 4	Car 5	Car 6
1	16.94	19.20	18.56	17.00	18.26	17.71
2	16.83	18.03	17.55	17.11	17.27	17.03
3	16.74	20.95	17.80	17.94	17.80	17.68
4	16.74	17.96	16.86	17.30	17.25	17.37
5	17.08	17.63	17.15	17.77	17.22	18.63
6	16.62	18.18	17.00	17.49	17.44	23.24
7	16.43	18.29	18.09	17.66	17.36	17.42
8	16.50	18.12	16.90	17.30	19.23	17.57
9	16.45	18.12	17.41	17.04	17.46	17.54
10	16.48	17.79	16.79	17.34	17.18	17.24
11	18.89	18.11	17.04	17.29	20.95	17.40
12	16.29	18.69	16.97	17.19	17.73	17.22
13	16.57	17.71	17.13	17.23	17.43	17.06
14	16.37	17.73	17.02	17.29	18.52	17.07
15	16.67	17.70	17.00	18.42	17.05	17.18
16	16.31	19.01	17.01	17.41	17.27	17.09
17	16.32	18.58	17.19	17.24	17.31	17.23
18	16.48		16.81	16.94		
19						

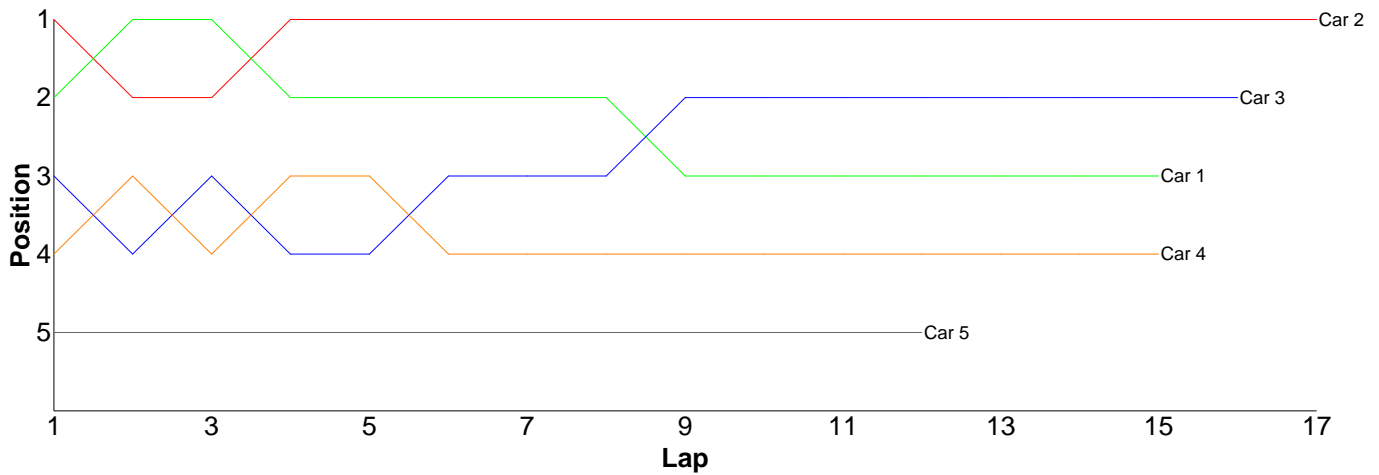


Heat 6 - Round 1 (<IC-10>)

Pos	Car	Form	Name	Member Type	Result	Ave	Best
1	2	F2	David Forsythe	S2007	17 / 317.63	18.68	17.67
2	3	F2	Les Mainwaring	S2008	16 / 316.57	19.78	18.20
3	1	F1	Iain Hollands	S2008	15 / 312.87	20.85	18.75
4	4	F2	Andrew Mills	S2007	15 / 318.87	21.25	19.35
5	5	F2	Colin Taggart	S2007	12 / 317.61	26.46	19.16

Lap Car 1 Car 2 Car 3 Car 4 Car 5

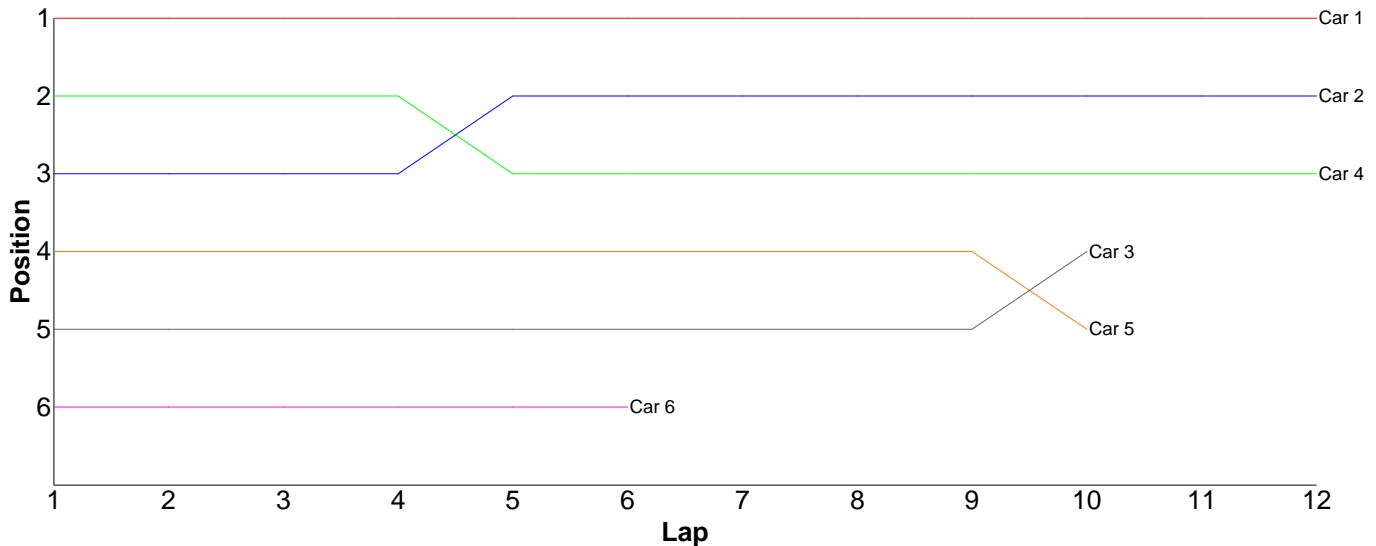
1	19.06	18.76	21.09	21.25	28.05
2	19.30	20.43	21.14	19.90	71.67
3	19.03	18.39	18.39	20.39	22.57
4	20.38	18.30	21.49	19.57	22.95
5	18.98	18.19	18.78	19.52	26.88
6	20.15	17.96	19.37	27.13	21.89
7	19.34	19.71	18.80	20.49	21.27
8	18.75	17.85	19.62	19.35	20.05
9	28.41	17.95	18.51	27.07	19.92
10	23.40	18.89	19.15	19.83	22.25
11	18.81	18.10	19.73	23.20	20.95
12	18.91	17.67	19.07	19.42	19.16
13	19.17	17.97	21.77	19.74	
14	21.52	18.00	19.65	20.52	
15	27.66	21.45	18.20	21.49	
16		18.74	21.81		
17		19.27			
18					



Heat 7 - Round 1 (Bikes)

Pos	Car	Form	Name	Member Type	Result	Ave	Best
1	1	F1	Roki Read	S2008	12 / 302.64	25.22	24.36
2	2	F1	Andy Carless	S2007	12 / 317.72	26.47	25.28
3	4	F1	Matt Tims	S2007	12 / 321.14	26.76	25.00
4	3	F1	Dave Tims	S2007	10 / 319.73	31.97	25.43
5	5		Peter Chang	S2008	10 / 326.40	32.64	28.38
6	6		Chris Groom	Guest	6 / 319.40	53.23	34.74

Lap	Car 1	Car 2	Car 3	Car 4	Car 5	Car 6
1	25.70	26.11	67.64	25.94	28.38	107.92
2	24.96	26.09	27.04	25.04	33.94	42.07
3	26.02	25.83	26.09	26.51	29.90	45.23
4	24.36	27.57	30.42	26.59	31.84	45.06
5	25.64	26.09	27.07	27.73	32.03	34.74
6	25.11	25.89	25.44	26.96	29.22	44.38
7	25.10	25.64	32.14	27.06	29.58	
8	25.17	25.28	25.43	26.28	37.05	
9	24.73	25.98	31.15	33.81	40.46	
10	25.88	25.80	27.31	25.06	34.00	
11	25.39	31.19		25.00		
12	24.58	26.25		25.16		
13						

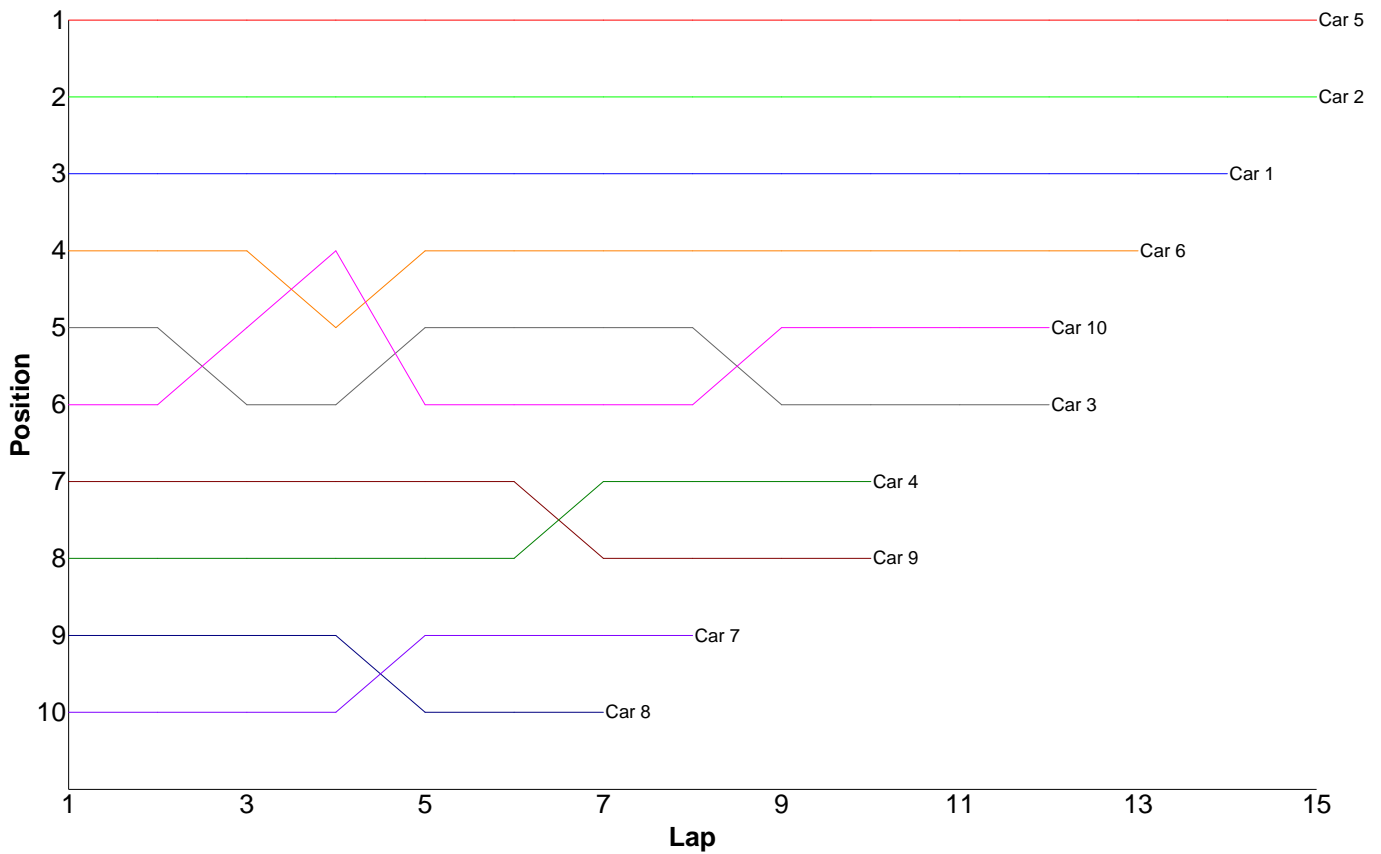


Heat 1 - Round 2 (<Tamiya / F1>)

Pos	Car	Form	Name	Class	Member Type	Result	Ave	Best
1	5	F1	Neil Pilkington	Formula One	S2008	15 / 316.89	21.12	19.80
2	2		Rob Baxter	Tamiya Stock	Guest	15 / 320.54	21.36	20.92
3	1	F1	Tim Webb	Tamiya Stock	S2008	14 / 306.93	21.92	21.01
4	6	F1	Scott Stokes	Tamiya Stock	S2007	13 / 308.38	23.72	22.26
5	10		Chris Graco	Formula One	Guest	12 / 303.16	25.26	22.74
6	3	F1	Kieran Stokes	Tamiya Stock	J2007	12 / 310.56	25.88	22.78
7	4	F2	Thomas Francis	Tamiya Stock	J2007	10 / 313.87	31.38	23.69

8	9		Dave Alderton	Tamiya Stock	Guest	10 / 317.13	31.71	27.35
9	7	F2	Dale Roberts	Tamiya Stock	S2007	8 / 300.67	37.58	31.44
10	8		Jason Elliot	Tamiya Stock	Guest	7 / 281.07	40.15	34.32

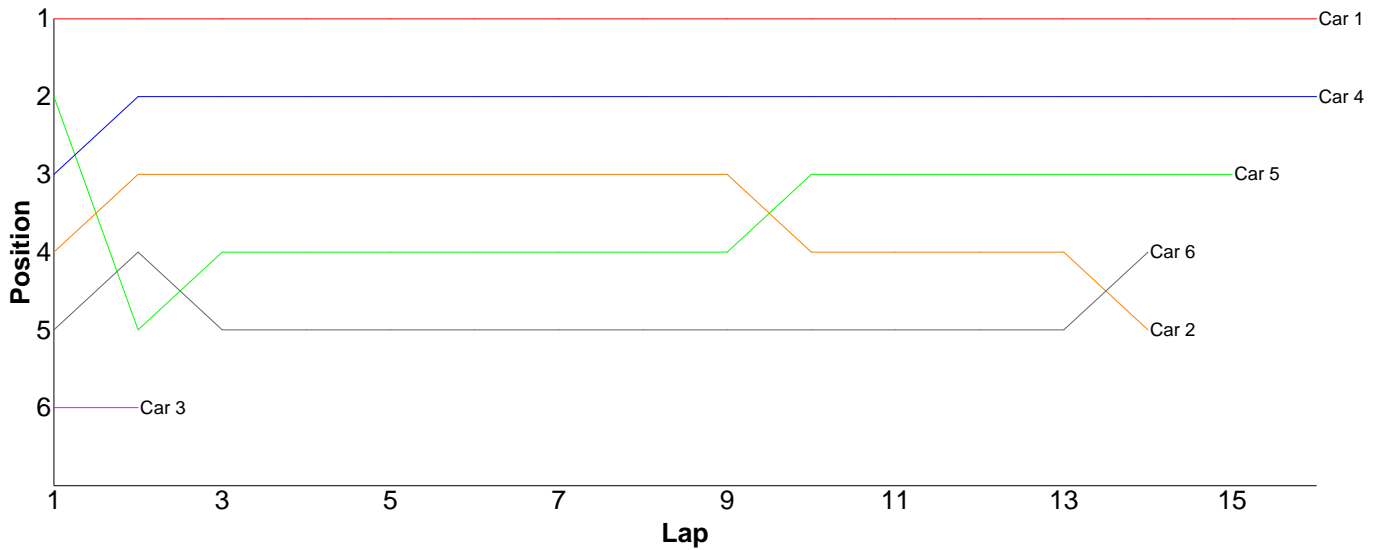
Lap	Car 1	Car 2	Car 3	Car 4	Car 5	Car 6	Car 7	Car 8	Car 9	Car 10
1	21.70	21.45	23.40	30.71	20.37	23.32	43.95	42.66	29.86	25.22
2	21.38	21.30	23.63	43.21	19.93	22.67	43.05	44.17	30.56	22.74
3	21.01	20.98	32.63	31.19	20.52	25.65	43.79	39.64	34.09	23.98
4	21.78	20.92	22.78	26.55	22.88	25.89	35.12	37.21	34.19	23.58
5	21.60	21.29	24.09	34.22	20.06	24.00	36.30	42.99	33.01	34.88
6	24.83	21.61	23.97	33.98	22.32	24.29	33.06	34.32	27.54	25.45
7	21.82	21.20	28.97	23.69	20.28	23.41	31.44	40.08	37.62	31.26
8	21.08	21.72	28.52	29.29	21.11	23.85	33.96		29.43	23.44
9	21.99	21.71	25.80	28.76	20.44	22.74			33.48	22.88
10	21.96	21.51	29.14	32.27	20.54	24.18			27.35	23.95
11	21.86	21.22	24.50		20.38	23.39				22.76
12	21.98	21.25	23.13		25.05	22.26				23.02
13	22.07	21.21			19.89	22.73				
14	21.87	21.58			19.80					
15		21.59			23.32					
16										



Heat 2 - Round 2 (27T Stock Touring)

Pos	Car	Form	Name	Member Type	Result	Ave	Best
1	1		Ian Cairns	Guest	16 / 313.34	19.58	19.19
2	4		Mason Sadler	Guest	16 / 317.49	19.84	19.25
3	5		Ian Payne	Guest	15 / 308.44	20.56	19.16
4	6	F2	Robin Francis	S2007	14 / 300.02	21.43	19.81
5	2	F2	Mick Barnes	S2008	14 / 303.21	21.65	19.21
6	3	F2	Paul Barrett	S2007	2 / 55.13	27.56	27.22

Lap	Car 1	Car 2	Car 3	Car 4	Car 5	Car 6
1	19.58	20.59	27.22	19.85	19.68	22.44
2	19.41	20.61	27.91	19.83	26.40	20.38
3	20.09	19.99		20.23	20.09	27.08
4	19.46	20.25		20.19	19.53	20.41
5	19.69	20.57		20.20	20.12	21.00
6	19.60	19.61		19.51	22.66	22.04
7	19.62	22.14		19.86	19.38	20.59
8	19.78	19.21		19.25	20.38	19.81
9	19.19	19.44		19.61	19.88	20.50
10	20.08	26.10		19.76	19.16	20.86
11	19.59	25.02		20.16	19.72	20.98
12	19.34	19.52		20.36	20.30	21.76
13	19.42	19.89		19.38	19.92	21.82
14	19.35	30.27		19.59	21.18	20.35
15	19.66			19.42	20.04	
16	19.48			20.29		
17						

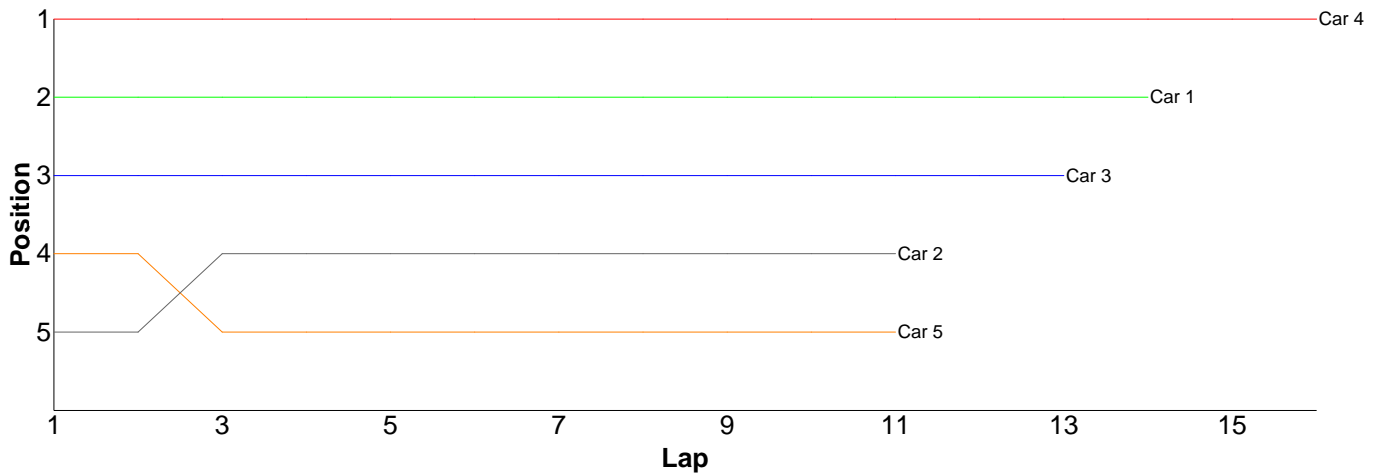


Heat 3 - Round 2 (<IC-10>)

Pos	Car	Form	Name	Class	Member Type	Result	Ave	Best
1	4	F1	Michael Pilgram	IC Scale Touring	J2008	16 / 313.85	19.61	17.91
2	1	F2	Stephen Mills	IC Scale Touring	S2007	14 / 307.42	21.95	19.05
3	3		Jon Wilkins	IC Outlaw	J2007	13 / 324.71	24.97	19.07
4	2	F2	Mike Paine	IC Scale Touring	S2007	11 / 306.48	27.86	18.24
5	5	F2	James Stone	IC Scale Touring	S2007	11 / 310.46	28.22	22.29

Lap	Car 1	Car 2	Car 3	Car 4	Car 5
-----	-------	-------	-------	-------	-------

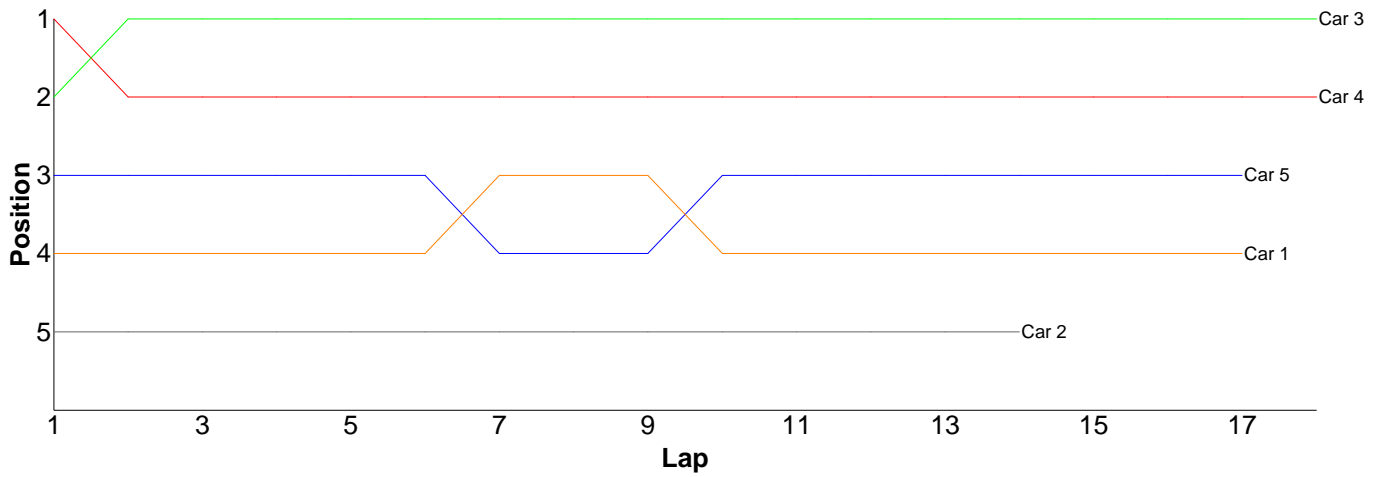
1	19.75	59.18	41.43	18.53	53.16
2	29.45	24.83	20.49	18.63	29.22
3	19.22	21.52	20.71	18.72	25.50
4	19.17	24.29	44.17	23.56	22.29
5	22.90	21.77	19.28	19.07	35.14
6	19.96	18.24	19.44	18.46	28.51
7	19.84	19.73	23.36	17.91	23.85
8	19.05	29.31	22.02	19.48	23.88
9	19.31	42.07	19.61	18.19	23.83
10	29.77	20.10	19.07	22.66	22.77
11	19.63	25.44	26.97	20.85	22.31
12	24.68		19.69	18.69	
13	24.28		28.47	18.83	
14	20.41			19.56	
15				18.29	
16				22.42	
17					



Heat 4 - Round 2 (<Pro Stock / Mod>)

Pos	Car	Form	Name	Member Type	Result	Ave	Best
1	3		Rob Baxter	Guest	18 / 308.15	17.11	16.91
2	4	F1	Matthew Quinlisk	S2008	18 / 313.64	17.42	17.04
3	5	F1	Dave Skelton	S2008	17 / 307.19	18.07	17.44
4	1	F1	Ori Sohachevsky	S2007	17 / 308.23	18.13	16.83
5	2	F1	Kevin Bissell	S2007	14 / 301.46	21.53	18.16

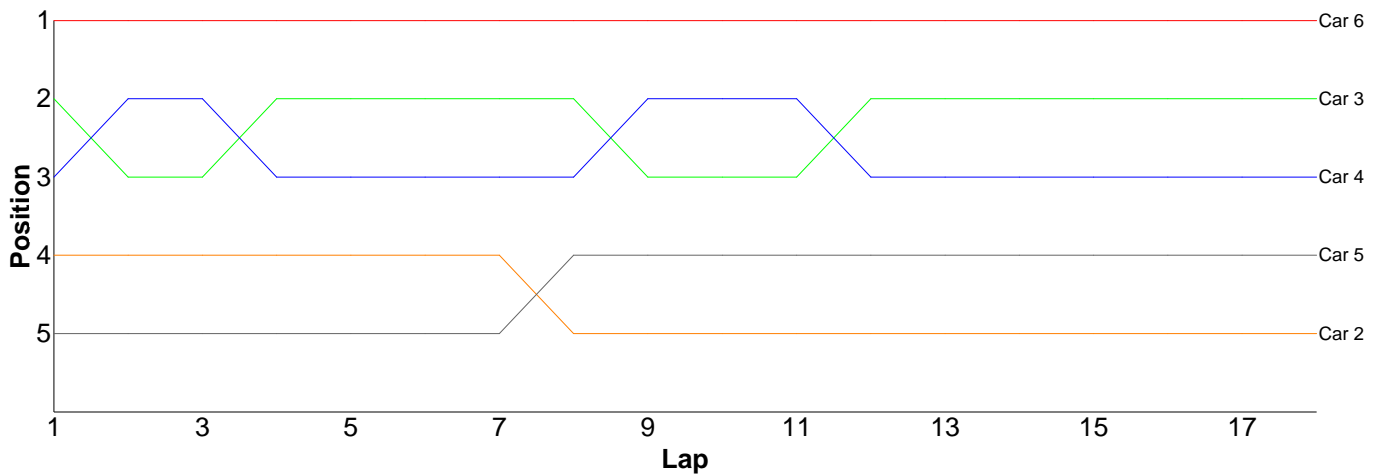
Lap	Car 1	Car 2	Car 3	Car 4	Car 5
1	22.13	44.20	17.35	17.31	18.50
2	17.72	25.27	17.17	17.24	18.07
3	17.57	18.30	17.15	17.48	17.93
4	17.60	18.18	17.05	18.57	18.21
5	17.25	20.18	17.20	17.56	17.73
6	16.83	18.39	17.17	17.33	18.52
7	17.58	19.81	17.10	17.64	17.99
8	17.50	22.24	17.04	17.37	18.06
9	17.42	18.16	17.30	17.39	18.03
10	23.02	18.30	16.94	17.07	18.43
11	18.41	18.18	17.13	17.59	17.94
12	17.08	18.26	16.99	18.00	17.78
13	17.21	19.99	16.92	17.04	17.85
14	17.46	22.00	17.16	17.15	18.16
15	17.48		16.97	17.11	17.91
16	17.50		17.34	17.67	17.44
17	18.47		16.91	17.07	18.64
18			17.26	17.05	
19					



Heat 5 - Round 2 (<Pro Stock / Mod>)

Pos	Car	Form	Name	Class	Member Type	Result	Ave	Best
1	6	F1	Nigel Moss	Pro-Stock	S2007	18 / 302.88	16.82	16.38
2	3	F1	Jay Westwood	Pro-Stock	S2008	18 / 304.20	16.90	16.42
3	4		Mark Sadler	Pro-Stock	Guest	18 / 307.55	17.08	16.75
4	5	F1	Nick Adams	Pro-Stock	S2008	18 / 311.69	17.31	16.87
5	2	F1	Dan Ghibaldan	Pro-Stock	S2007	18 / 315.88	17.54	16.97
6	1	F1	Glen Westwood	5 Cell Mod / BL	S2008	0 / 0.00	0.00	0.00

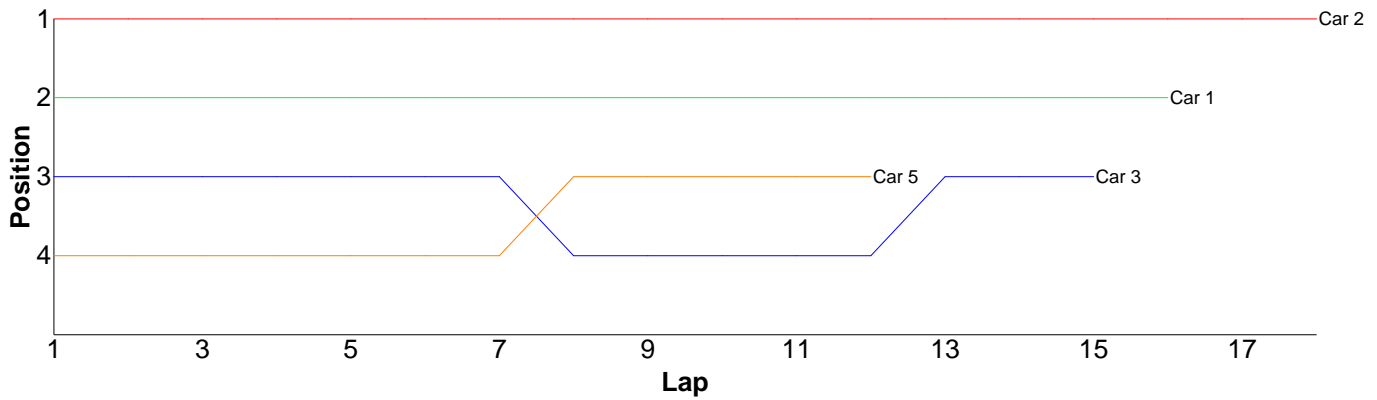
Lap	Car 1	Car 2	Car 3	Car 4	Car 5	Car 6
1		17.58	16.94	17.22	18.16	16.75
2		17.20	17.10	16.81	17.24	16.69
3		17.77	17.25	17.07	17.30	16.90
4		17.31	16.79	17.38	17.36	16.81
5		17.19	16.97	17.02	17.28	16.49
6		17.50	16.80	16.75	17.26	16.83
7		17.33	16.87	17.08	17.58	16.82
8		19.52	17.43	17.14	17.73	17.12
9		19.97	17.94	17.24	17.29	17.36
10		16.97	16.93	16.86	17.14	16.38
11		17.29	16.70	16.98	17.27	16.87
12		17.11	16.59	16.82	16.91	16.77
13		17.10	16.42	16.91	16.87	17.02
14		17.02	16.70	16.95	17.03	17.47
15		17.21	16.70	16.79	17.23	16.64
16		17.17	16.76	16.77	16.98	16.71
17		17.40	16.48	18.79	17.84	16.53
18		17.24	16.83	16.97	17.22	16.72
19						



Heat 6 - Round 2 (<IC-10>)

Pos	Car	Form	Name	Member Type	Result	Ave	Best
1	2	F2	David Forsythe	S2007	18 / 317.21	17.62	17.04
2	1	F1	Iain Hollands	S2008	16 / 312.61	19.53	17.47
3	3	F2	Les Mainwaring	S2008	15 / 308.86	20.59	17.43
4	5	F2	Colin Taggart	S2007	12 / 238.52	19.87	18.14
5	4	F2	Andrew Mills	S2007	0 / 0.00	0.00	0.00

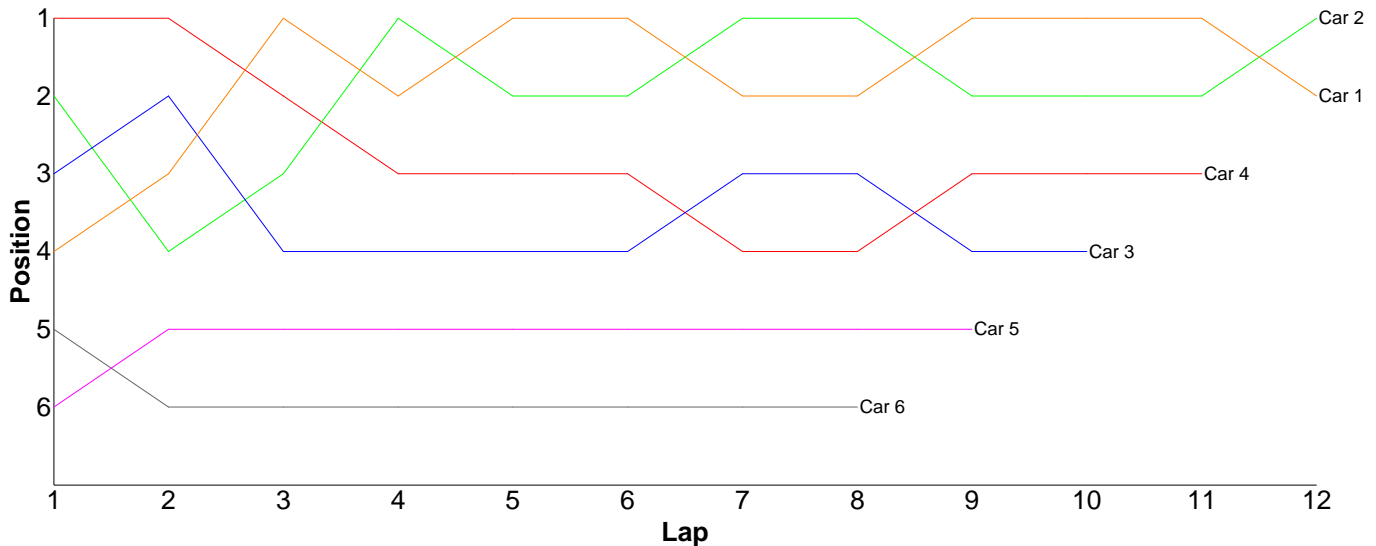
Lap	Car 1	Car 2	Car 3	Car 4	Car 5
1	17.93	17.37	19.02		22.48
2	17.96	17.84	20.46		19.00
3	18.18	17.26	18.53		19.32
4	17.82	17.49	20.24		18.14
5	21.90	17.60	17.43		21.34
6	18.92	17.39	17.80		21.54
7	17.47	18.21	17.85		18.48
8	20.09	17.76	39.30		19.81
9	17.54	18.08	17.82		21.03
10	23.82	17.68	18.62		19.66
11	17.91	17.54	18.91		19.53
12	22.36	17.35	17.92		18.19
13	20.44	17.04	23.44		
14	19.92	17.48	20.08		
15	18.84	18.06	21.44		
16	21.51	17.49			
17		18.06			
18		17.51			
19					



Heat 7 - Round 2 (Bikes)

Pos	Car	Form	Name	Member Type	Result	Ave	Best
1	2	F1	Andy Carless	S2007	12 / 317.84	26.48	24.20
2	1	F1	Roki Read	S2008	12 / 328.86	27.40	23.22
3	4	F1	Matt Tims	S2007	11 / 306.12	27.82	23.07
4	3	F1	Dave Tims	S2007	10 / 315.91	31.59	24.92
5	5		Peter Chang	S2008	9 / 307.68	34.18	28.52
6	6		Chris Groom	Guest	8 / 329.53	41.19	33.46

Lap	Car 1	Car 2	Car 3	Car 4	Car 5	Car 6
1	27.24	25.51	26.04	24.72	46.80	37.32
2	27.28	32.10	24.94	24.49	28.52	57.60
3	24.39	24.79	32.07	30.29	32.23	41.35
4	29.42	24.80	28.98	30.75	29.65	37.27
5	23.47	24.93	25.49	23.89	36.22	33.46
6	23.63	24.99	25.62	24.19	32.16	38.24
7	27.19	25.07	24.92	33.68	42.98	42.05
8	24.09	24.20	25.04	23.07	30.04	42.24
9	23.22	24.23	62.06	24.72	29.08	
10	23.97	31.94	40.75	41.47		
11	30.40	25.92		24.85		
12	44.56	29.36				
13						

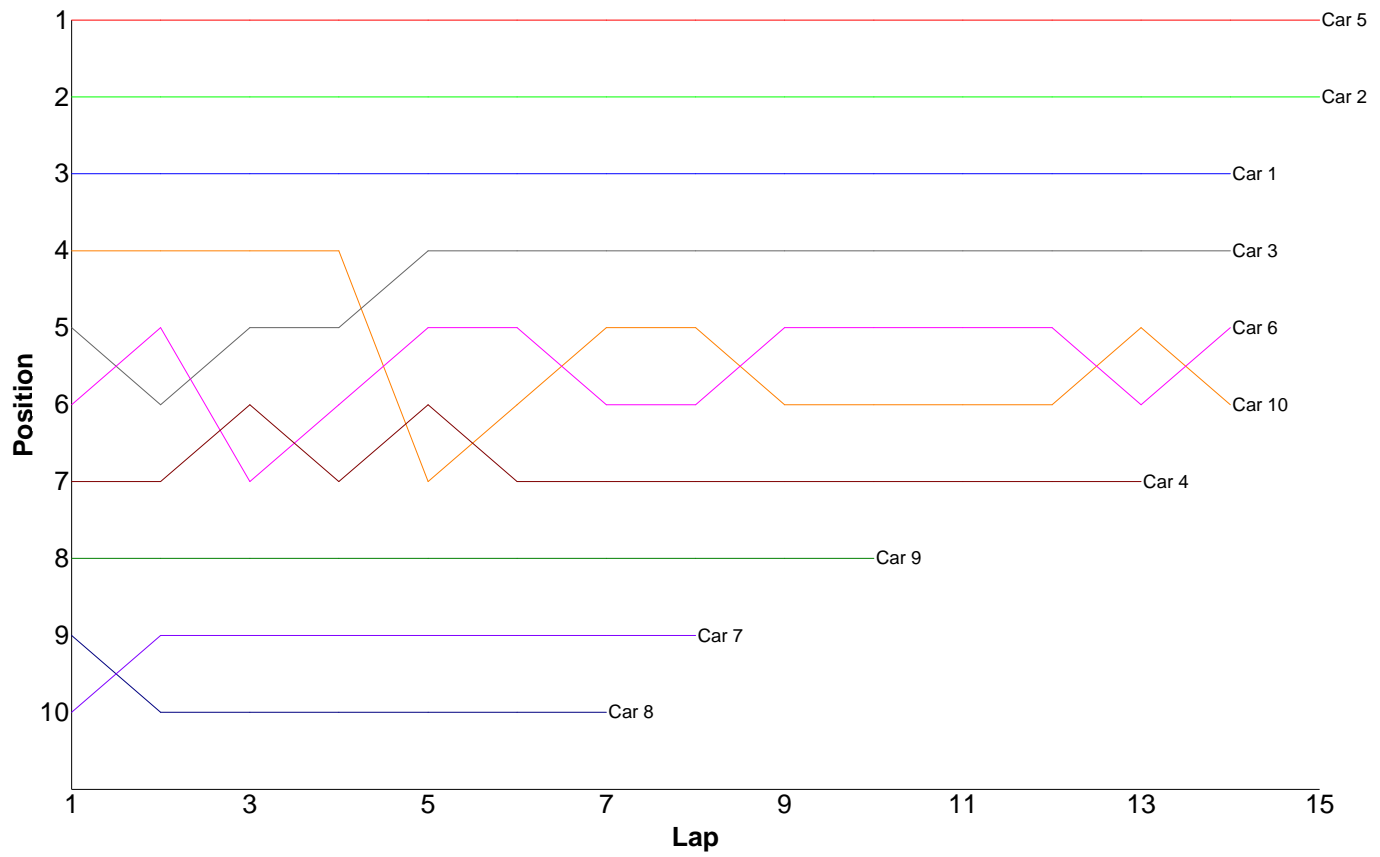


Heat 1 - Round 3 (<Tamiya / F1>)

Pos	Car	Form	Name	Class	Member Type	Result	Ave	Best
1	5	F1	Neil Pilkington	Formula One	S2008	15 / 301.86	20.12	19.16
2	2		Rob Baxter	Tamiya Stock	Guest	15 / 313.66	20.91	20.30
3	1	F1	Tim Webb	Tamiya Stock	S2008	14 / 303.54	21.68	20.96
4	3	F1	Kieran Stokes	Tamiya Stock	J2007	14 / 315.93	22.56	21.67
5	6	F1	Scott Stokes	Tamiya Stock	S2007	14 / 320.10	22.86	21.47
6	10		Chris Graco	Formula One	Guest	14 / 321.43	22.95	21.66
7	4	F2	Thomas Francis	Tamiya Stock	J2007	13 / 305.89	23.53	22.20

8	9		Dave Alderton	Tamiya Stock	Guest	10 / 253.43	25.34	23.28
9	7	F2	Dale Roberts	Tamiya Stock	S2007	8 / 260.12	32.51	25.14
10	8		Jason Elliot	Tamiya Stock	Guest	7 / 276.54	39.50	30.47

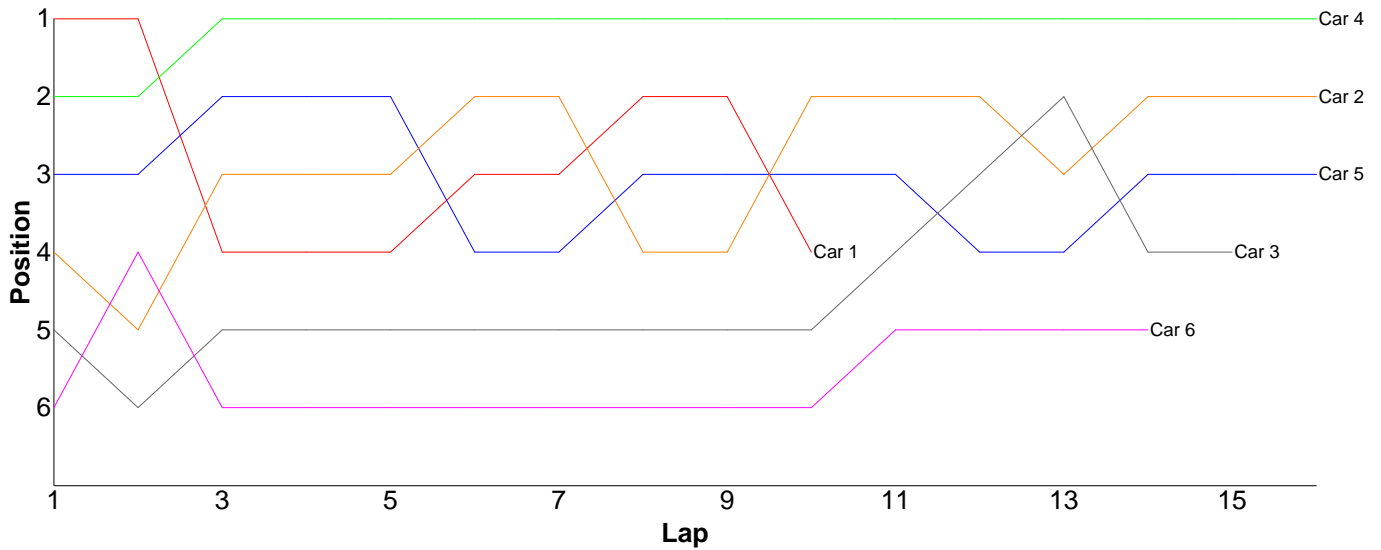
Lap	Car 1	Car 2	Car 3	Car 4	Car 5	Car 6	Car 7	Car 8	Car 9	Car 10
1	21.44	20.35	22.55	22.90	19.42	22.73	31.90	30.47	25.96	21.93
2	21.11	20.37	22.44	22.43	19.87	22.08	25.14	33.45	23.28	22.01
3	21.21	20.84	22.54	22.27	19.84	24.24	33.93	34.80	25.12	22.59
4	23.70	20.30	22.31	23.32	19.16	21.47	26.20	32.44	29.65	21.66
5	21.56	21.76	22.23	22.35	19.91	22.66	25.33	49.44	25.94	26.01
6	21.56	20.69	22.07	24.49	19.59	22.49	33.70	41.79	23.97	22.15
7	20.96	20.77	22.44	22.79	20.25	23.36	34.10	54.15	24.15	21.94
8	21.35	20.74	22.07	22.20	21.36	22.06	49.82		24.92	22.77
9	21.05	20.64	21.97	22.46	20.25	22.36			24.10	22.77
10	21.64	21.60	21.85	22.28	19.49	22.15			26.34	23.12
11	22.69	21.51	22.03	22.44	19.54	21.96				22.91
12	21.39	20.89	27.05	28.66	19.78	24.18				23.39
13	22.50	21.99	22.71	27.30	19.72	25.73				24.02
14	21.38	20.45	21.67		23.73	22.63				24.16
15		20.76			19.95					
16										



Heat 2 - Round 3 (27T Stock Touring)

Pos	Car	Form	Name	Member Type	Result	Ave	Best
1	4		Mason Sadler	Guest	16 / 307.54	19.22	18.84
2	2	F2	Mick Barnes	S2008	16 / 317.34	19.83	19.09
3	5		Ian Payne	Guest	16 / 317.79	19.86	18.92
4	3	F2	Paul Barrett	S2007	15 / 300.40	20.02	18.83
5	6	F2	Robin Francis	S2007	14 / 308.08	22.00	19.66
6	1		Ian Cairns	Guest	10 / 199.89	19.98	18.95

Lap	Car 1	Car 2	Car 3	Car 4	Car 5	Car 6
1	19.25	19.66	19.73	19.50	19.63	19.88
2	18.95	21.06	21.73	19.09	19.35	20.12
3	23.51	20.54	20.67	19.01	22.24	23.16
4	19.86	19.60	19.88	19.14	19.44	19.66
5	19.38	19.87	22.18	19.60	19.23	23.38
6	19.56	19.25	19.15	18.85	21.19	20.54
7	19.29	19.39	19.14	18.84	18.92	20.02
8	19.21	20.59	19.56	18.89	19.48	27.36
9	19.99	19.46	19.13	19.53	19.62	28.27
10	20.89	19.57	19.06	19.41	20.02	20.27
11		19.53	19.35	19.03	19.85	21.03
12		19.09	18.83	19.54	19.61	20.43
13		20.55	19.24	18.92	20.52	23.60
14		19.63	23.49	18.90	19.57	20.36
15		19.54	19.26	19.85	19.57	
16		20.01		19.44	19.55	
17						

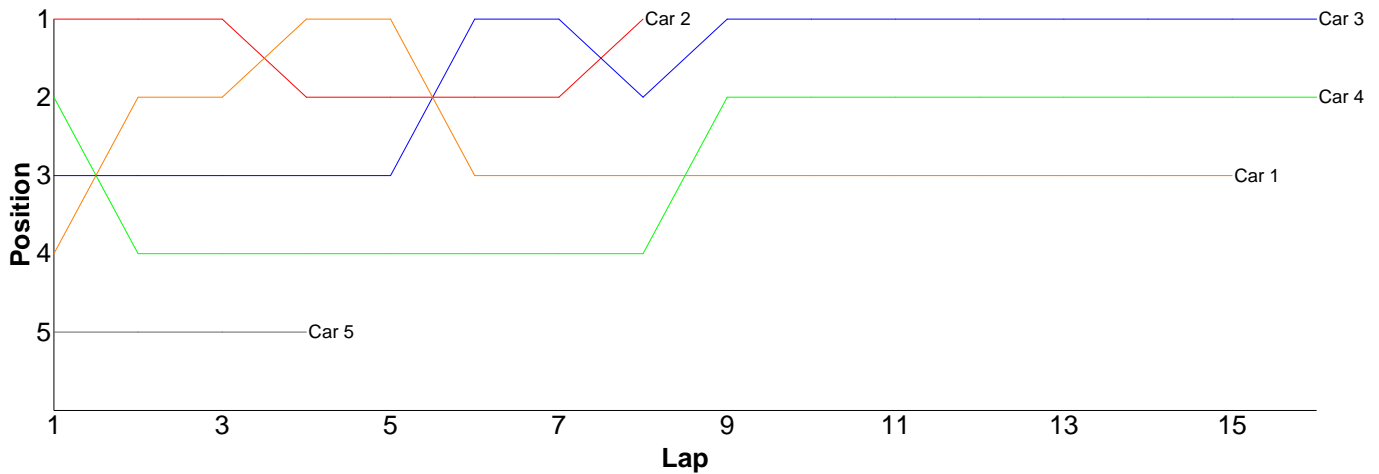


Heat 3 - Round 3 (<IC-10>)

Pos	Car	Form	Name	Class	Member Type	Result	Ave	Best
1	3		Jon Wilkins	IC Outlaw	J2007	16 / 314.86	19.67	18.76
2	4	F1	Michael Pilgram	IC Scale Touring	J2008	16 / 321.62	20.10	17.64
3	1	F2	Stephen Mills	IC Scale Touring	S2007	15 / 306.40	20.42	18.27
4	2	F2	Mike Paine	IC Scale Touring	S2007	8 / 158.91	19.86	18.16
5	5	F2	James Stone	IC Scale Touring	S2007	4 / 111.19	27.79	21.23

Lap Car 1 Car 2 Car 3 Car 4 Car 5

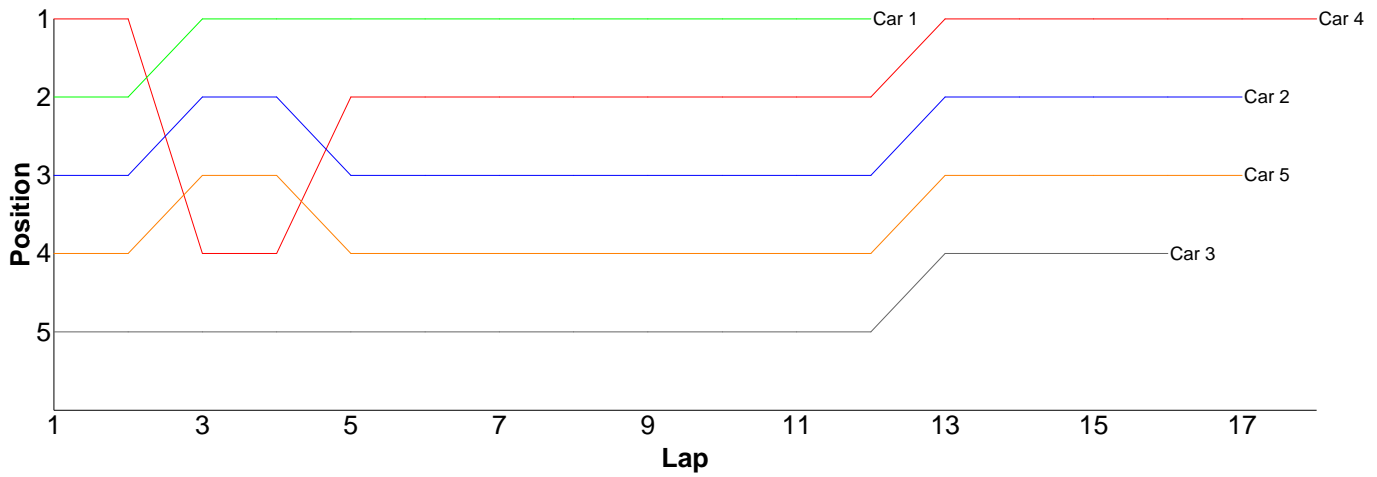
1	19.76	18.16	19.42	18.94	21.23
2	19.05	18.48	20.91	30.68	33.03
3	19.25	19.31	20.84	25.22	26.14
4	19.28	22.74	19.96	19.41	30.79
5	19.51	19.74	19.22	19.08	
6	30.85	22.62	19.85	18.59	
7	19.19	19.27	19.24	18.28	
8	18.77	18.59	19.52	17.64	
9	27.54		18.77	18.17	
10	19.38		20.66	18.20	
11	18.33		19.36	18.38	
12	18.71		19.66	18.25	
13	19.95		19.39	20.15	
14	18.56		18.76	17.71	
15	18.27		19.64	18.43	
16			19.66	24.49	
17					



Heat 4 - Round 3 (<Pro Stock / Mod>)

Pos	Car	Form	Name	Member Type	Result	Ave	Best
1	4	F1	Matthew Quinlisk	S2008	18 / 314.48	17.47	16.72
2	2	F1	Kevin Bissell	S2007	17 / 310.54	18.26	17.55
3	5	F1	Dave Skelton	S2008	17 / 311.39	18.31	17.42
4	3		Rob Baxter	Guest	16 / 312.19	19.51	16.48
5	1	F1	Ori Sohachevsky	S2007	12 / 209.24	17.43	16.82

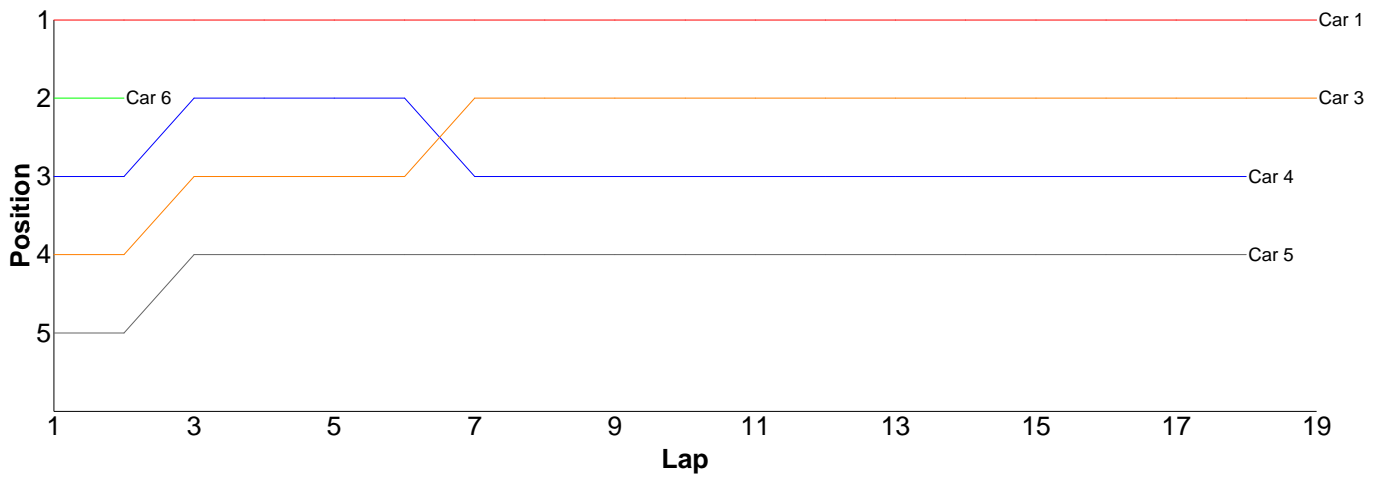
Lap	Car 1	Car 2	Car 3	Car 4	Car 5
1	17.04	18.56	55.78	17.00	19.49
2	17.13	18.37	21.57	16.72	17.95
3	16.84	18.04	17.36	23.18	18.18
4	17.07	18.63	16.68	17.20	18.12
5	16.82	18.04	16.64	17.03	21.62
6	18.61	18.19	16.48	17.02	18.75
7	17.34	17.98	16.62	17.83	17.55
8	17.45	17.87	16.91	17.44	18.51
9	17.45	18.53	16.69	17.20	17.48
10	18.23	17.55	16.71	17.37	17.42
11	17.32	18.28	16.68	16.94	17.83
12	17.94	17.96	16.65	16.92	17.46
13		17.62	16.87	17.03	17.68
14		18.59	16.80	17.00	17.86
15		18.17	16.67	16.94	18.06
16		19.19	17.08	17.24	19.61
17		18.97		17.40	17.82
18				17.02	
19					



Heat 5 - Round 3 (<Pro Stock / Mod>)

Pos	Car	Form	Name	Class	Member Type	Result	Ave	Best
1	1	F1	Glen Westwood	5 Cell Mod / BL	S2008	19 / 306.96	16.15	15.83
2	3	F1	Jay Westwood	Pro-Stock	S2008	19 / 314.46	16.55	16.26
3	4		Mark Sadler	Pro-Stock	Guest	18 / 302.01	16.77	16.55
4	5	F1	Nick Adams	Pro-Stock	S2008	18 / 305.54	16.97	16.37
5	6	F1	Nigel Moss	Pro-Stock	S2007	2 / 33.88	16.94	16.75
6	2	F1	Dan Ghibaldan	Pro-Stock	S2007	0 / 0.00	0.00	0.00

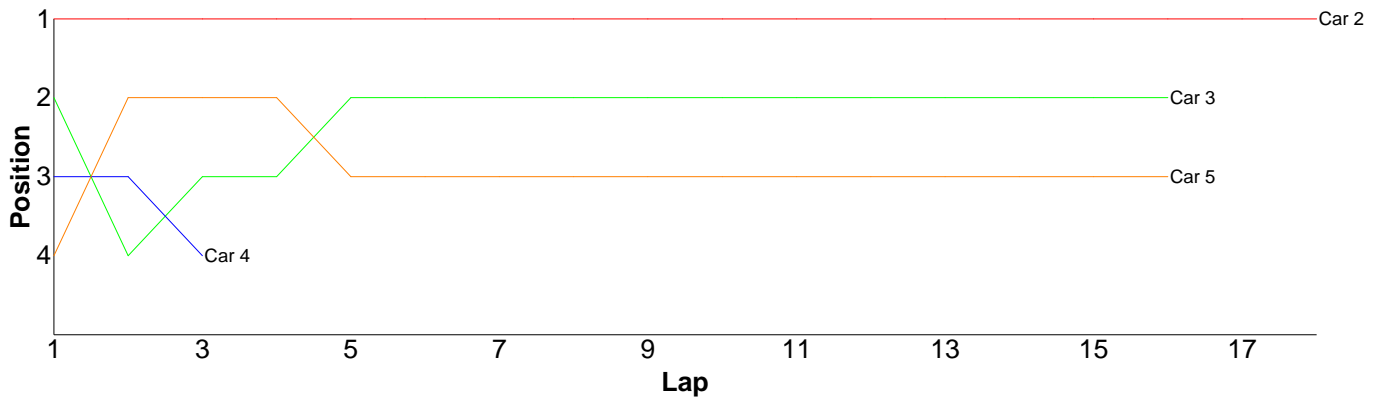
Lap	Car 1	Car 2	Car 3	Car 4	Car 5	Car 6
1	16.57		17.75	17.04	17.84	16.75
2	15.97		16.69	17.02	17.27	17.13
3	16.36		16.65	16.69	16.37	
4	16.38		17.08	16.91	16.84	
5	16.16		16.48	16.74	16.90	
6	16.00		16.60	16.69	17.54	
7	16.04		16.46	16.75	16.78	
8	16.35		16.49	16.74	17.08	
9	15.94		16.28	16.63	16.80	
10	16.04		16.49	16.87	17.18	
11	16.25		16.32	16.71	16.44	
12	16.23		16.38	16.56	16.88	
13	16.40		16.45	16.98	16.62	
14	15.83		16.56	16.85	16.63	
15	16.09		16.40	16.81	16.92	
16	16.18		16.42	16.83	16.86	
17	15.98		16.35	16.64	17.63	
18	16.23		16.26	16.55	16.96	
19	15.96		16.35			
20						



Heat 6 - Round 3 (<IC-10>)

Pos	Car	Form	Name	Member Type	Result	Ave	Best
1	2	F2	David Forsythe	S2007	18 / 310.78	17.26	16.82
2	3	F2	Les Mainwaring	S2008	16 / 303.01	18.93	17.39
3	5	F2	Colin Taggart	S2007	16 / 307.05	19.19	17.74
4	4	F2	Andrew Mills	S2007	3 / 73.32	24.44	19.02
5	1	F1	Iain Hollands	S2008	0 / 0.00	0.00	0.00

Lap	Car 1	Car 2	Car 3	Car 4	Car 5
1		17.20	17.71	19.02	19.63
2		17.19	23.31	19.42	18.63
3		17.15	19.07	34.88	19.64
4		17.31	18.36		18.66
5		17.18	18.36		23.96
6		17.33	18.00		18.96
7		17.17	18.13		18.65
8		17.39	17.39		19.10
9		16.82	20.09		18.30
10		17.31	18.17		19.27
11		17.02	17.86		18.29
12		17.05	19.10		19.25
13		18.05	21.80		17.74
14		17.76	20.15		19.51
15		17.13	18.07		18.45
16		17.14	17.44		19.01
17		16.93			
18		17.65			
19					



Heat 7 - Round 3 (Bikes)

Pos	Car	Form	Name	Member Type	Result	Ave	Best
1	2	F1	Andy Carless	S2007	12 / 308.66	25.72	23.98
2	1	F1	Roki Read	S2008	12 / 313.14	26.09	23.02
3	3	F1	Dave Tims	S2007	12 / 317.25	26.43	24.74
4	4	F1	Matt Tims	S2007	10 / 309.80	30.98	23.06
5	5		Peter Chang	S2008	9 / 304.26	33.80	28.54
6	6		Chris Groom	Guest	5 / 325.40	65.08	35.27

Lap	Car 1	Car 2	Car 3	Car 4	Car 5	Car 6
1	23.57	25.50	25.23	45.98	28.95	140.60
2	23.46	25.24	25.51	23.87	29.84	65.06
3	30.11	25.41	25.55	37.52	30.90	44.98
4	32.95	36.95	35.14	24.40	40.97	35.27
5	23.57	24.68	28.45	23.96	28.54	39.49
6	31.73	24.02	26.00	36.66	39.71	
7	23.77	24.19	24.92	23.06	30.11	
8	23.69	24.52	24.74	24.03	36.68	
9	23.60	24.01	24.90	34.37	38.56	
10	23.02	24.24	25.55	35.95		
11	23.10	23.98	25.58			
12	30.57	25.92	25.68			
13						

