

AMCC Winter Championship 07/08 - Round 8: 20/01/2008

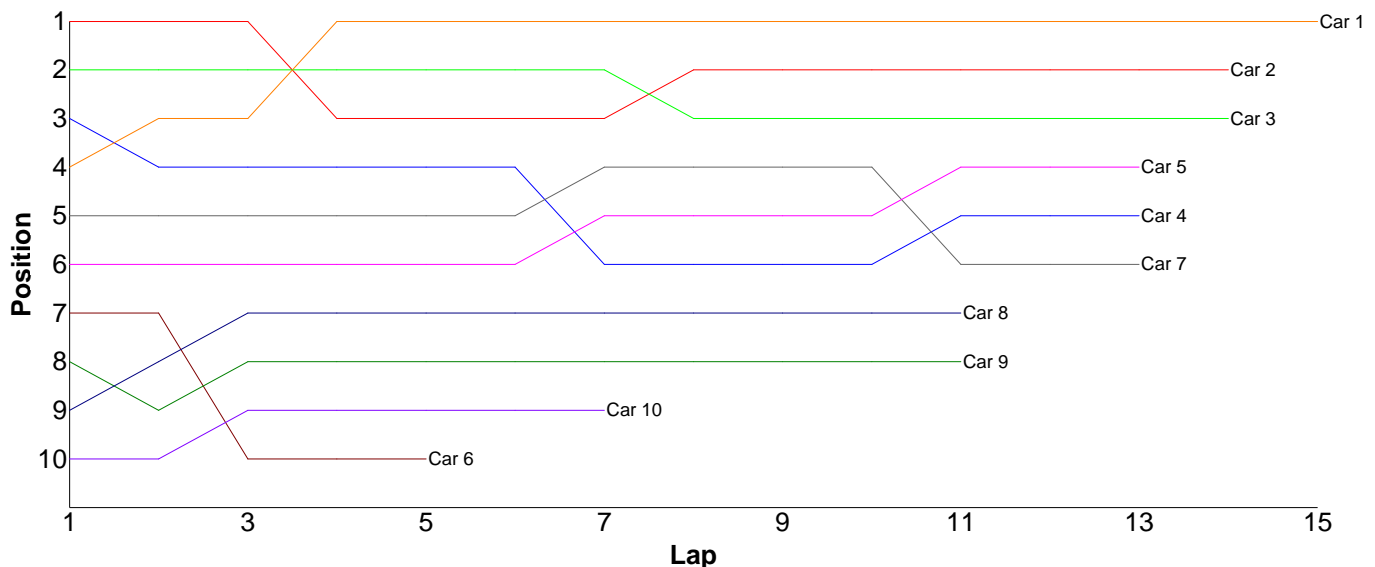
Race Results

<Tamiya / F1> - A Final Leg 1

Pos	Car	Form	Name	Class	Member Type	Result	Ave	Best
1	1	F1	Neil Pilkington	Formula One	S2008	15 / 319.56	21.30	19.56
2	2		Rob Baxter	Tamiya Stock	Guest	14 / 306.02	21.85	20.34
3	3	F1	Tim Webb	Tamiya Stock	S2008	14 / 307.90	21.99	20.75
4	5	F1	Scott Stokes	Tamiya Stock	S2007	13 / 304.68	23.43	21.27
5	4	F1	Kieran Stokes	Tamiya Stock	J2007	13 / 304.71	23.43	21.44
6	7	F2	Thomas Francis	Tamiya Stock	J2007	13 / 321.63	24.74	21.69
7	8		Dave Alderton	Tamiya Stock	Guest	11 / 309.57	28.14	22.96
8	9	F2	Dale Roberts	Tamiya Stock	S2007	11 / 330.23	30.02	23.65
9	10		Jason Elliot	Tamiya Stock	Guest	7 / 257.28	36.75	31.59
10	6		Chris Graco	Formula One	Guest	5 / 316.27	63.25	23.09

Lap	Car 1	Car 2	Car 3	Car 4	Car 5	Car 6	Car 7	Car 8	Car 9	Car 10
-----	-------	-------	-------	-------	-------	-------	-------	-------	-------	--------

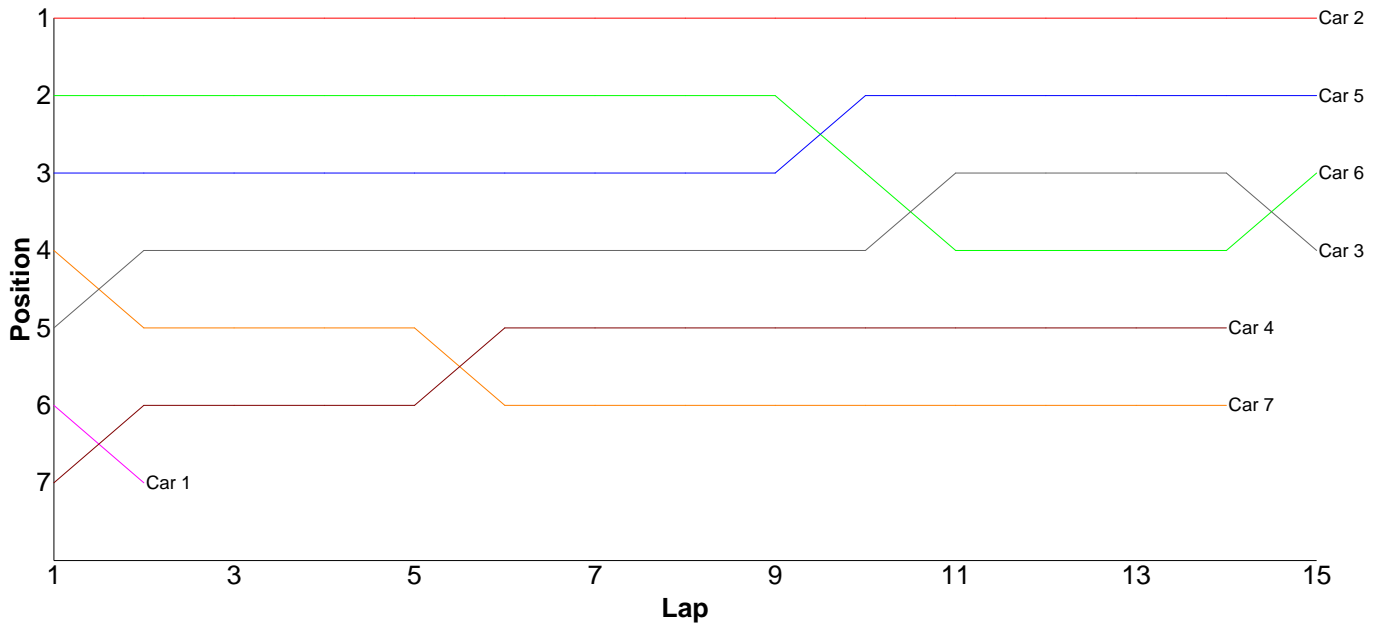
1	34.06	32.13	33.36	33.94	35.64	39.93	35.26	42.23	41.71	54.02
2	21.47	20.80	20.94	22.27	22.09	23.23	22.08	22.96	23.91	31.59
3	20.55	21.01	20.96	22.27	24.80	194.87	23.16	23.20	23.65	38.03
4	19.75	22.50	20.79	21.79	21.59	23.09	22.13	27.00	29.47	32.29
5	20.20	23.28	20.86	23.24	22.95	35.15	21.98	23.43	24.75	33.04
6	19.93	20.41	21.00	21.83	21.62		21.69	23.30	27.87	33.33
7	19.67	20.49	20.88	28.67	21.27		21.74	29.53	28.93	34.98
8	19.56	21.07	22.90	21.49	21.61		22.46	33.64	25.58	
9	20.30	20.81	21.25	22.40	22.98		22.06	28.98	28.91	
10	20.19	21.37	21.06	21.71	22.10		23.27	23.44	40.37	
11	20.28	20.45	21.06	21.45	21.97		38.41	31.86	35.08	
12	20.28	20.54	20.75	22.21	23.81		25.32			
13	22.17	20.34	20.83	21.44	22.25		22.07			
14	20.70	20.82	21.26							
15	20.45									
16										



<27T / Pro / Mod> - B Final Leg 1

Pos	Car	Form	Name	Class	Member Type	Result	Ave	Best
1	2		Mason Sadler	27T Stock Touring	Guest	15 / 303.67	20.24	18.46
2	5		Ian Payne	27T Stock Touring	Guest	15 / 308.00	20.53	19.01
3	6	F2	Paul Barrett	27T Stock Touring	S2007	15 / 309.15	20.61	18.63
4	3		Ian Cairns	27T Stock Touring	Guest	15 / 310.28	20.68	19.29
5	4	F2	Mick Barnes	27T Stock Touring	S2008	14 / 305.72	21.83	18.86
6	7	F2	Robin Francis	27T Stock Touring	S2007	14 / 312.06	22.29	19.90
7	1	F1	Dave Skelton	Pro-Stock	S2008	2 / 70.91	35.45	33.68

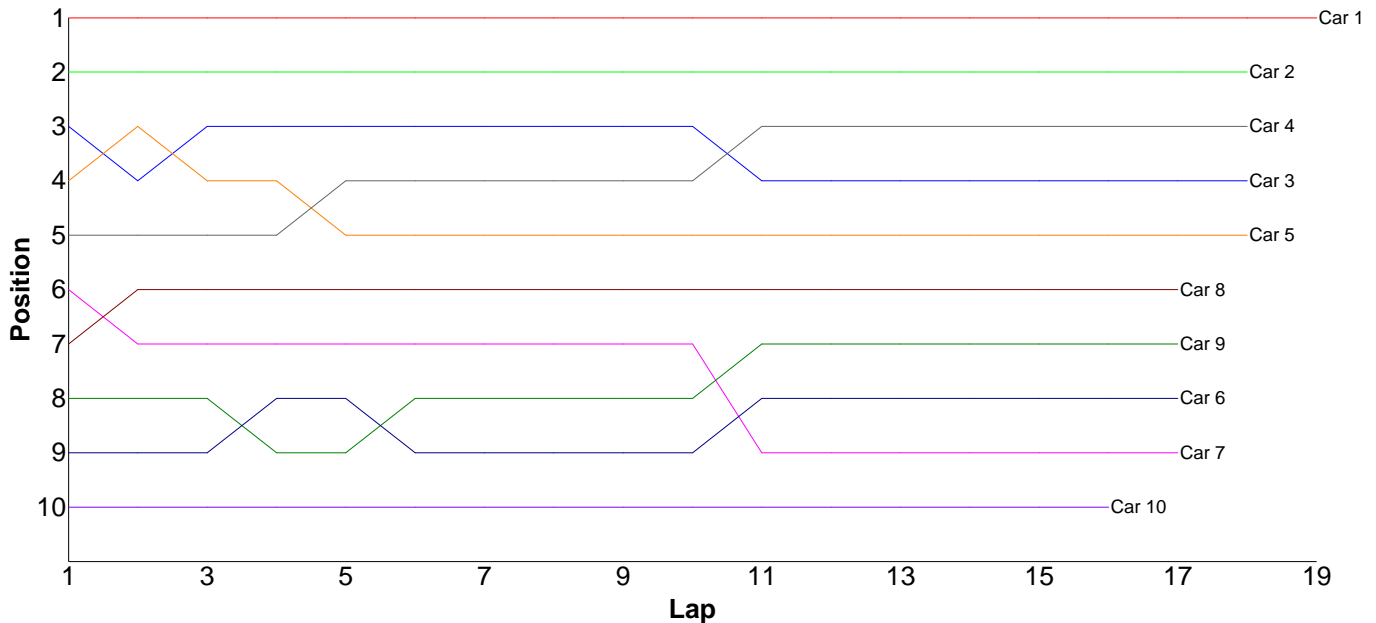
Lap	Car 1	Car 2	Car 3	Car 4	Car 5	Car 6	Car 7
1	37.23	29.24	34.26	40.83	31.99	30.82	34.08
2	33.68	18.46	20.43	20.75	19.83	19.00	21.18
3		19.63	19.76	18.91	19.85	18.95	20.85
4		18.92	19.29	20.12	19.68	19.40	21.95
5		19.10	19.48	19.99	19.21	19.45	21.66
6		19.21	19.52	19.62	19.12	19.96	21.25
7		20.03	19.47	20.36	19.69	19.29	21.02
8		19.22	19.49	19.96	19.23	19.24	20.61
9		19.05	19.64	19.16	19.01	19.04	20.03
10		21.67	19.41	18.86	19.39	23.81	20.45
11		19.20	19.54	19.19	19.07	24.04	19.90
12		19.53	19.67	23.35	19.61	18.75	22.68
13		20.59	19.60	21.42	20.34	19.37	25.78
14		19.52	20.86	23.20	21.63	19.40	20.62
15		20.30	19.86		20.35	18.63	
16							



<27T / Pro / Mod> - A Final Leg 1

Pos	Car	Form	Name	Class	Member Type	Result	Ave	Best
1	1	F1	Glen Westwood	5 Cell Mod / BL	S2008	19 / 312.02	16.42	15.65
2	2	F1	Jay Westwood	Pro-Stock	S2008	18 / 307.81	17.10	16.17
3	4	F1	Nigel Moss	Pro-Stock	S2007	18 / 313.33	17.40	16.20
4	3		Mark Sadler	Pro-Stock	Guest	18 / 316.30	17.57	16.63
5	5	F1	Nick Adams	Pro-Stock	S2008	18 / 316.46	17.58	16.65
6	8	F1	Dan Ghibaldan	Pro-Stock	S2007	17 / 303.17	17.83	16.92
7	9	F1	Ori Sohachevsky	Pro-Stock	S2007	17 / 306.07	18.00	16.73
8	6		Rob Baxter	Pro-Stock	Guest	17 / 306.53	18.03	16.50
9	7	F1	Matthew Quinlisk	Pro-Stock	S2008	17 / 311.08	18.29	16.89
10	10	F1	Kevin Bissell	Pro-Stock	S2007	16 / 304.84	19.05	17.56

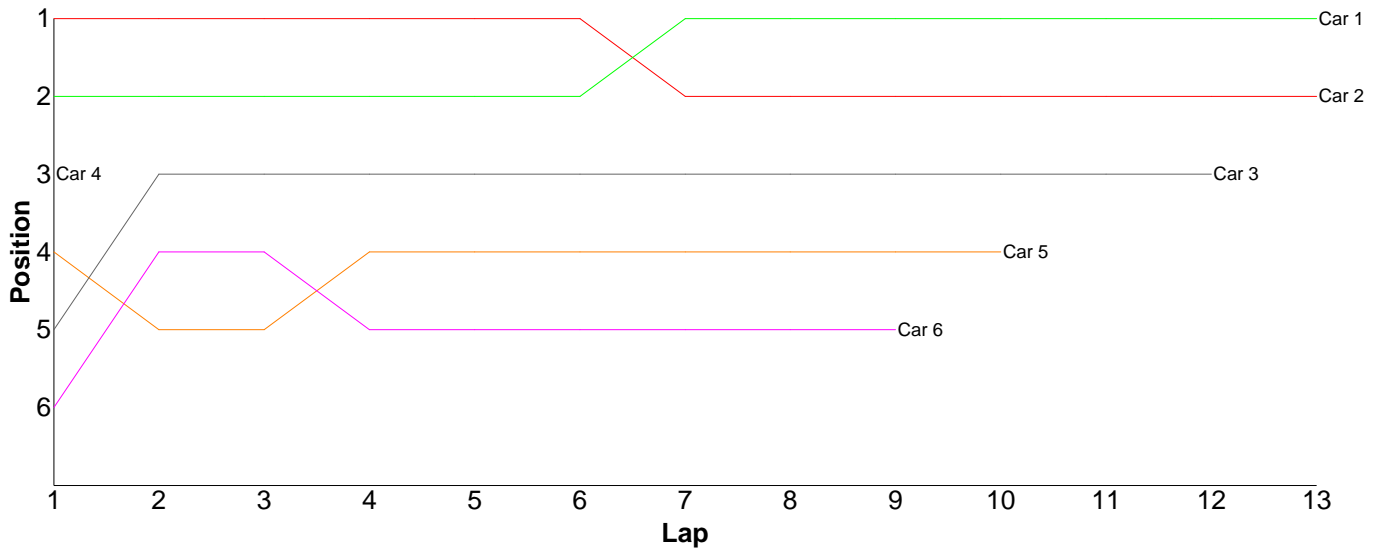
Lap	Car 1	Car 2	Car 3	Car 4	Car 5	Car 6	Car 7	Car 8	Car 9	Car 10
1	25.10	25.84	26.51	27.81	27.02	29.46	27.87	28.30	28.79	30.45
2	16.03	16.92	17.58	16.93	16.94	18.20	18.10	17.32	18.18	18.28
3	16.08	16.46	16.87	16.94	17.27	16.87	17.29	17.26	17.07	17.72
4	16.11	16.55	16.63	16.39	16.80	16.92	17.74	17.11	17.68	17.70
5	15.98	16.74	17.06	16.97	17.75	16.76	17.13	17.22	17.03	18.69
6	16.15	16.70	16.75	16.57	16.86	20.65	17.41	17.31	19.12	17.56
7	15.65	16.85	16.80	16.94	17.04	16.68	17.64	17.04	17.51	19.03
8	15.97	16.75	16.87	16.73	16.90	17.70	16.89	17.29	17.17	17.80
9	15.94	16.37	17.31	17.47	17.51	16.86	17.30	17.06	16.95	18.77
10	15.89	16.24	16.75	16.81	16.94	17.32	17.79	17.03	17.08	17.89
11	15.77	16.47	17.80	16.40	17.13	17.42	20.91	17.03	16.90	17.63
12	15.73	16.63	17.19	17.14	16.96	16.50	17.03	17.43	16.93	17.63
13	16.16	16.38	16.81	16.61	16.93	16.66	16.91	17.07	17.03	18.82
14	15.75	16.62	17.29	16.20	17.11	16.53	17.18	16.92	16.84	19.47
15	15.97	16.66	17.29	16.44	16.70	18.70	19.70	16.98	18.09	17.57
16	15.85	17.13	16.83	16.97	16.82	16.56	17.18	17.55	16.97	19.83
17	16.16	16.33	16.95	16.81	17.13	16.74	17.01	17.25	16.73	
18	15.95	16.17	17.01	17.20	16.65					
19	15.78									
20										

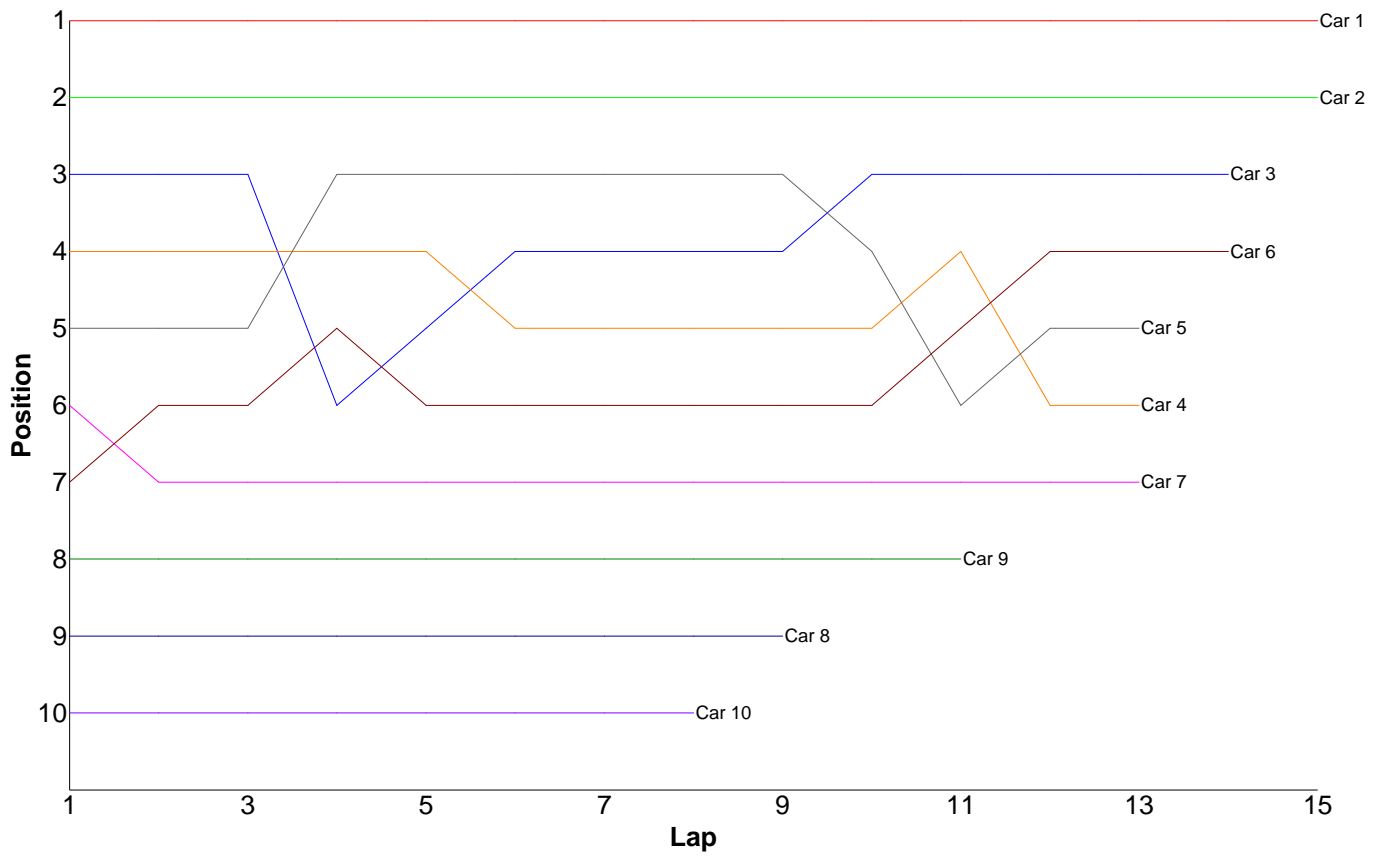


Bikes - A Final Leg 1

Pos	Car	Form	Name	Member Type	Result	Ave	Best
1	1	F1	Roki Read	S2008	13 / 301.99	23.23	19.35
2	2	F1	Andy Carless	S2007	13 / 310.15	23.85	17.34
3	3	F1	Dave Tims	S2007	12 / 324.89	27.07	24.58
4	5		Peter Chang	S2008	10 / 324.24	32.42	27.37
5	6		Chris Groom	Guest	9 / 335.26	37.25	31.45
6	4	F1	Matt Tims	S2007	1 / 21.66	21.66	21.66

Lap	Car 1	Car 2	Car 3	Car 4	Car 5	Car 6
1	19.35	17.34	29.47	21.66	27.86	33.18
2	23.65	23.95	27.46		47.31	35.05
3	24.37	24.16	25.49		27.37	32.62
4	23.84	23.77	25.06		28.67	32.46
5	23.49	24.58	24.94		32.66	65.41
6	23.22	23.81	26.78		31.59	31.65
7	23.16	24.85	28.11		41.58	33.76
8	23.98	25.22	26.65		29.31	31.45
9	22.88	23.90	28.63		30.23	39.68
10	23.24	23.97	24.58		27.66	
11	24.41	24.22	24.99			
12	23.20	23.74	32.73			
13	23.20	26.64				
14						

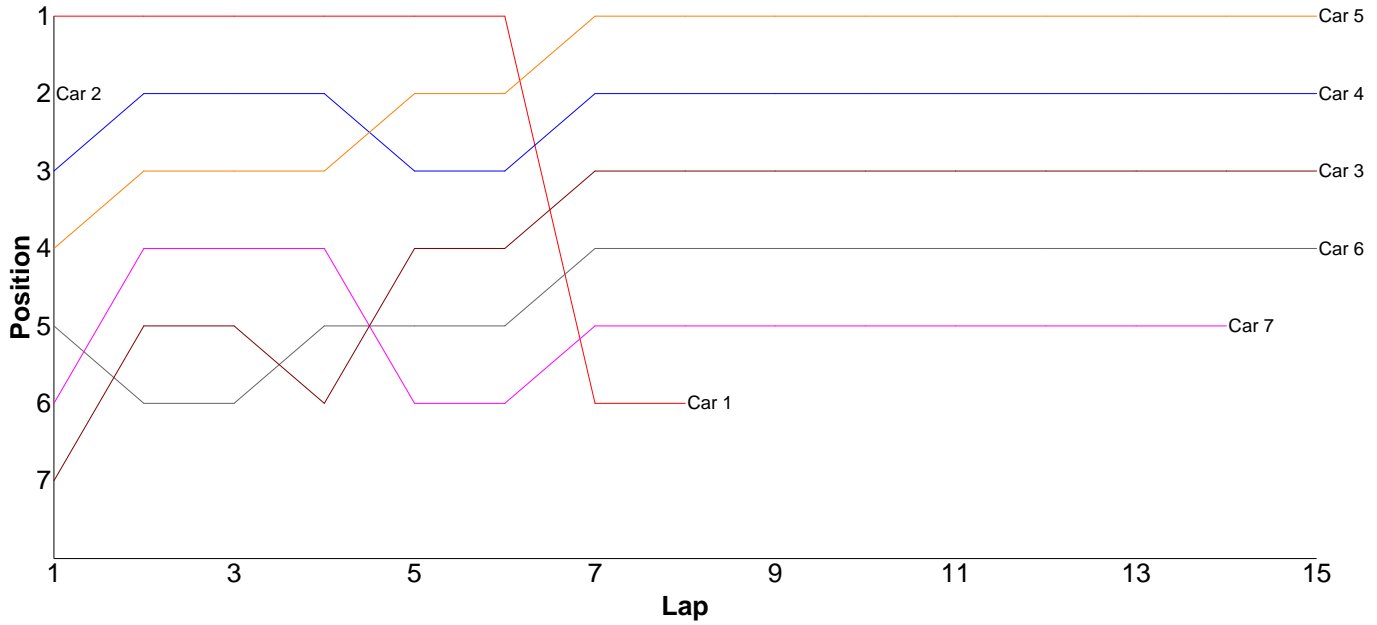




<27T / Pro / Mod> - B Final Leg 2

Pos	Car	Form	Name	Class	Member Type	Result	Ave	Best
1	5		Ian Payne	27T Stock Touring	Guest	15 / 300.83	20.05	18.60
2	4	F2	Mick Barnes	27T Stock Touring	S2008	15 / 303.17	20.21	18.72
3	3		Ian Cairns	27T Stock Touring	Guest	15 / 309.47	20.63	19.25
4	6	F2	Paul Barrett	27T Stock Touring	S2007	15 / 311.31	20.75	18.61
5	7	F2	Robin Francis	27T Stock Touring	S2007	14 / 317.75	22.69	19.80
6	1	F1	Dave Skelton	Pro-Stock	S2008	8 / 232.20	29.02	17.10
7	2		Mason Sadler	27T Stock Touring	Guest	1 / 28.56	28.56	28.56

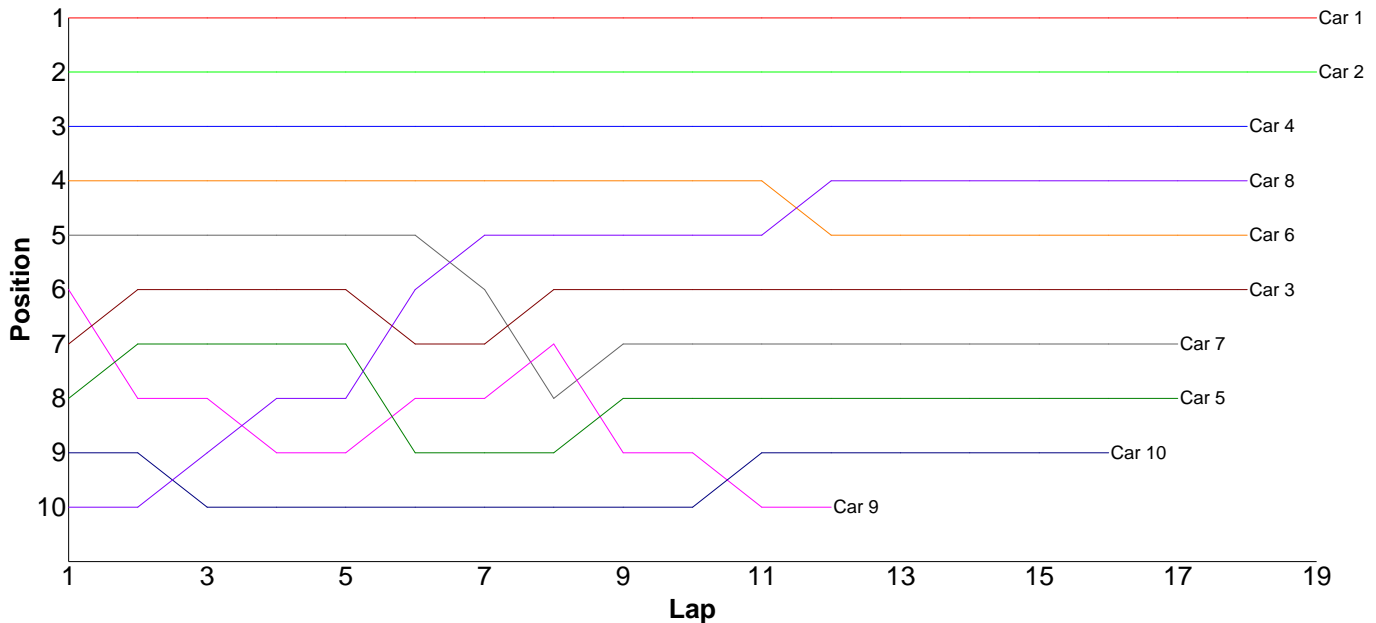
Lap	Car 1	Car 2	Car 3	Car 4	Car 5	Car 6	Car 7
1	26.95	28.56	34.03	29.61	30.48	31.00	31.97
2	17.24		19.42	19.43	18.60	24.32	20.23
3	17.61		19.52	19.70	20.34	18.65	20.08
4	17.81		20.47	19.49	19.47	18.69	19.82
5	26.01		20.00	20.88	19.11	27.62	29.41
6	20.46		19.93	18.86	19.11	19.21	20.55
7	89.02		19.45	19.14	18.83	19.61	26.90
8	17.10		19.51	18.72	19.18	18.61	20.25
9			19.59	20.28	19.16	18.61	20.01
10			19.50	19.33	19.52	19.29	21.12
11			19.36	19.11	19.87	19.05	19.80
12			19.90	19.32	19.18	19.20	27.33
13			20.14	19.29	19.03	19.10	19.96
14			19.25	18.86	19.44	19.53	20.32
15			19.40	21.15	19.51	18.82	
16							



<27T / Pro / Mod> - A Final Leg 2

Pos	Car	Form	Name	Class	Member Type	Result	Ave	Best
1	1	F1	Glen Westwood	5 Cell Mod / BL	S2008	19 / 306.89	16.15	14.84
2	2	F1	Jay Westwood	Pro-Stock	S2008	19 / 314.91	16.57	15.54
3	4	F1	Nigel Moss	Pro-Stock	S2007	18 / 303.46	16.85	15.94
4	8	F1	Dan Ghibaldan	Pro-Stock	S2007	18 / 310.04	17.22	15.95
5	6		Rob Baxter	Pro-Stock	Guest	18 / 313.19	17.39	15.93
6	3		Mark Sadler	Pro-Stock	Guest	18 / 313.83	17.43	16.34
7	7	F1	Matthew Quinlisk	Pro-Stock	S2008	17 / 308.66	18.15	16.65
8	5	F1	Nick Adams	Pro-Stock	S2008	17 / 312.07	18.35	16.16
9	10	F1	Kevin Bissell	Pro-Stock	S2007	16 / 317.68	19.85	17.54
10	9	F1	Ori Sohachevsky	Pro-Stock	S2007	12 / 246.23	20.51	16.75

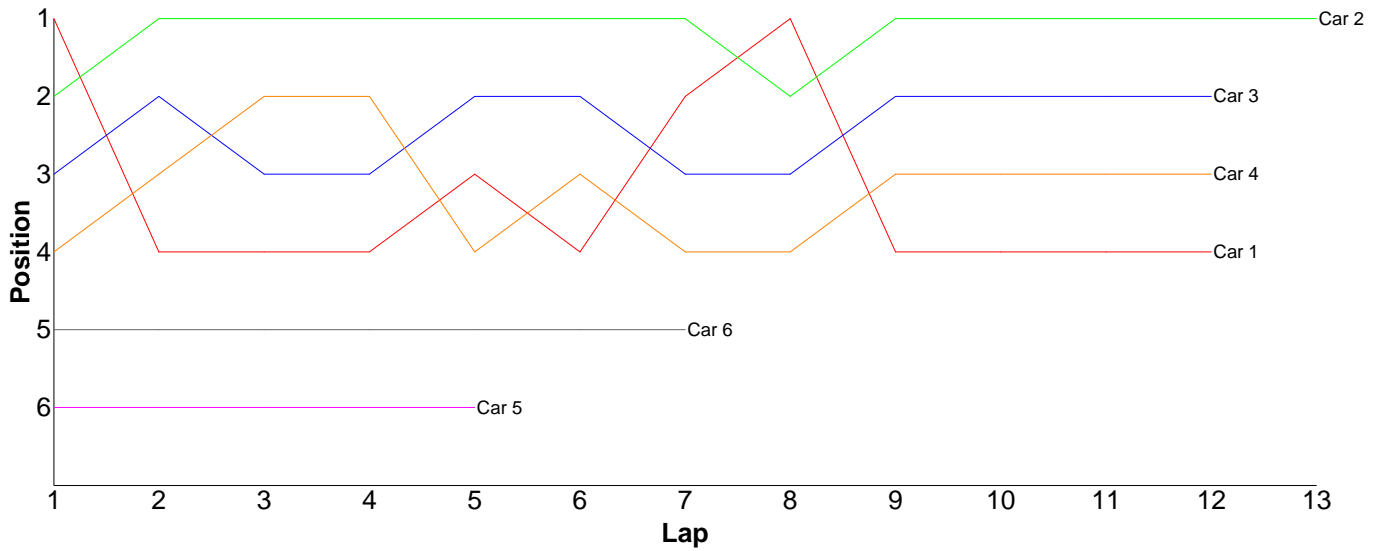
Lap	Car 1	Car 2	Car 3	Car 4	Car 5	Car 6	Car 7	Car 8	Car 9	Car 10
1	23.98	25.13	28.23	26.15	29.11	26.98	27.87	32.83	28.10	30.44
2	15.19	16.05	18.24	16.20	18.51	16.48	17.02	16.06	19.69	18.12
3	15.11	16.06	16.34	16.30	16.64	16.84	17.55	16.04	16.96	17.81
4	15.06	15.54	16.64	16.41	16.16	16.51	16.65	16.18	16.95	18.00
5	15.59	15.95	16.79	16.50	16.34	16.15	17.04	16.48	16.75	18.56
6	15.41	16.00	17.97	16.01	20.52	16.00	17.16	16.09	17.13	18.84
7	15.34	15.74	17.12	15.94	18.24	15.95	17.43	16.75	16.85	17.83
8	15.06	17.47	16.66	17.03	17.65	15.93	19.89	16.04	17.01	19.56
9	18.04	16.00	16.40	16.51	18.19	17.42	17.18	16.22	26.31	17.54
10	14.84	15.99	16.68	16.15	17.18	16.52	16.74	16.34	23.84	30.15
11	15.08	15.66	16.56	16.10	16.52	16.45	16.66	16.43	28.55	18.27
12	18.03	16.22	16.62	16.22	21.71	20.95	16.85	16.10	18.09	18.55
13	14.98	15.71	16.69	16.11	16.47	16.65	18.52	15.95		18.47
14	15.53	16.00	16.42	16.47	16.64	17.93	16.73	16.67		19.23
15	15.48	16.50	16.54	16.25	18.82	16.67	17.03	16.33		18.22
16	15.32	16.04	16.74	16.79	16.79	16.50	20.94	16.75		18.09
17	15.61	16.68	16.62	16.19	16.58	16.65	17.40	16.40		
18	15.94	15.92	16.57	16.13		16.61		16.38		
19	17.30	16.25								
20										



Bikes - A Final Leg 2

Pos	Car	Form	Name	Member Type	Result	Ave	Best
1	2	F1	Andy Carless	S2007	13 / 312.30	24.02	15.69
2	3	F1	Dave Tims	S2007	12 / 303.69	25.30	16.68
3	4	F1	Matt Tims	S2007	12 / 313.19	26.09	18.16
4	1	F1	Roki Read	S2008	12 / 324.98	27.08	12.54
5	6		Chris Groom	Guest	7 / 225.00	32.14	24.61
6	5		Peter Chang	S2008	5 / 329.51	65.90	27.70

Lap	Car 1	Car 2	Car 3	Car 4	Car 5	Car 6
1	15.01	15.69	16.68	18.16	204.60	24.61
2	34.13	24.02	26.57	25.39	28.04	32.15
3	25.15	24.02	27.01	25.44	34.86	37.07
4	26.36	23.76	24.27	25.27	27.70	33.91
5	32.06	23.68	25.07	39.67	34.31	33.60
6	27.21	29.54	30.81	25.03		32.18
7	12.54	24.40	24.22	29.51		31.48
8	13.58	24.98	24.61	23.40		
9	57.39	24.52	26.38	28.57		
10	24.96	25.02	29.20	24.16		
11	24.01	24.01	24.76	24.96		
12	32.58	24.04	24.11	23.63		
13		24.62				
14						



<IC-10> - A Final Leg 2

Pos	Car	Form	Name	Class	Member Type	Result	Ave	Best
1	1	F2	David Forsythe	IC Scale Touring	S2007	10 / 0.00	0.00	0.00
2	2	F2	Les Mainwaring	IC Scale Touring	S2008	9 / 0.00	0.00	0.00
3	6		Jon Wilkins	IC Outlaw	J2007	8 / 0.00	0.00	0.00
4	5	F1	Michael Pilgram	IC Scale Touring	J2008	7 / 0.00	0.00	0.00
5	7	F2	Stephen Mills	IC Scale Touring	S2007	6 / 0.00	0.00	0.00
6	10	F2	James Stone	IC Scale Touring	S2007	5 / 0.00	0.00	0.00
7	3	F2	Colin Taggart	IC Scale Touring	S2007	4 / 0.00	0.00	0.00
8	9	F2	Mike Paine	IC Scale Touring	S2007	3 / 0.00	0.00	0.00
9	8	F2	Andrew Mills	IC Scale Touring	S2007	2 / 0.00	0.00	0.00

Lap	Car 1	Car 2	Car 3	Car 4	Car 5	Car 6	Car 7	Car 8	Car 9	Car 10
1										

Produced by RC-Timing 2006 on 20 Jan 2008, 3:23 PM. www.RC-Timing.com