

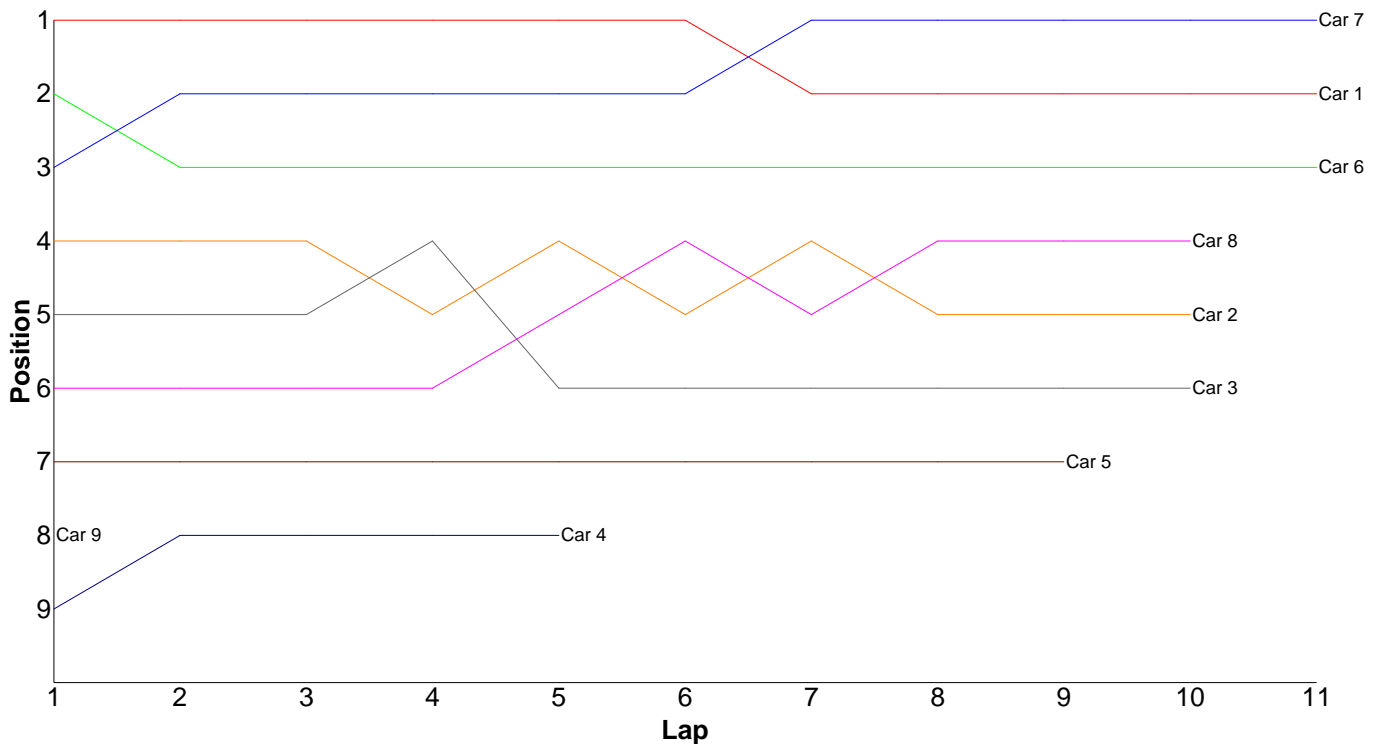
AMCC Winter Championship 07/08 - Round 7: 06/01/2008

Race Results

Heat 1 - Round 1 (<Tamiya>)

Pos	Car	Form	Name	Class	Member Type	Result	Ave	Best
1	7	F2	David Lay	Tamiya Stock	S2007	11 / 301.54	27.41	26.17
2	1	F1	Kieran Stokes	Tamiya Stock	J2007	11 / 308.11	28.01	27.06
3	6		Jevon Frost	Tamiya Stock	Guest	11 / 316.34	28.75	27.68
4	8		Chris Graco	Formula One	Guest	10 / 301.48	30.14	26.82
5	2	F1	Scott Stokes	Tamiya Stock	S2007	10 / 316.20	31.62	28.32
6	3	F2	Dale Roberts	Tamiya Stock	S2007	10 / 321.23	32.12	27.54
7	5		Dave Alderton	Tamiya Stock	Guest	9 / 316.12	35.12	28.77
8	4	F2	Dawn Skelton	Tamiya Stock	S2007	5 / 286.79	57.35	48.94
9	9		Garry Noble	Formula One	Guest	1 / 49.50	49.50	49.50

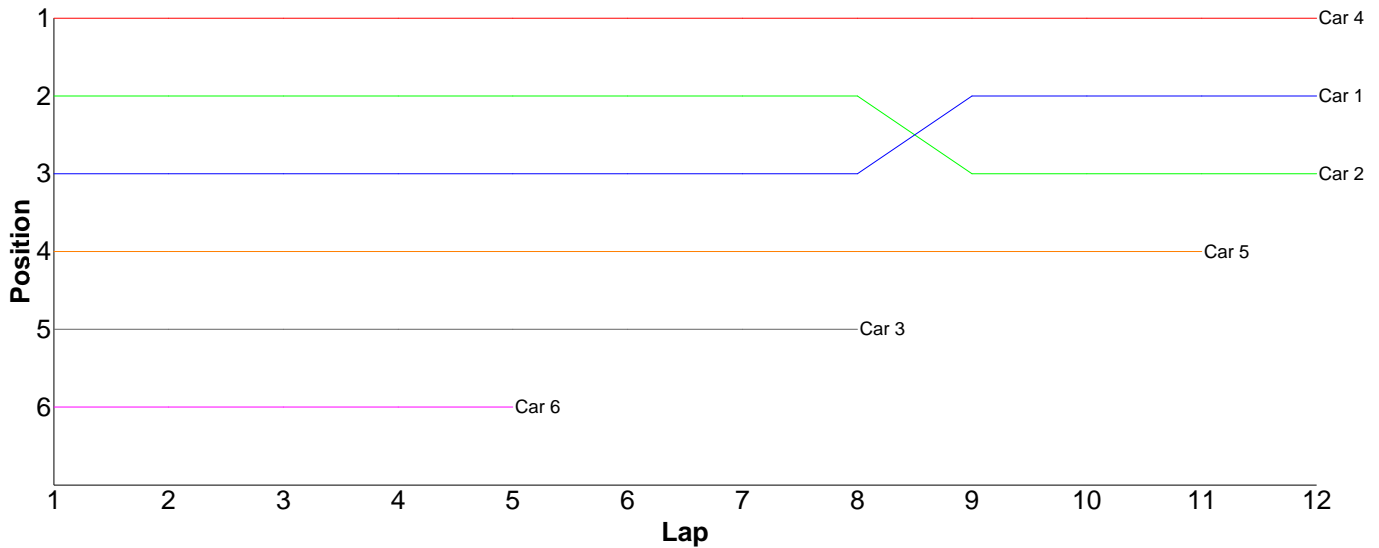
Lap	Car 1	Car 2	Car 3	Car 4	Car 5	Car 6	Car 7	Car 8	Car 9
1	27.57	30.57	32.32	61.93	37.66	28.53	28.66	34.03	49.50
2	29.13	29.99	29.10	48.94	36.74	30.11	28.38	33.58	
3	27.06	28.32	31.59	59.11	48.59	28.28	27.30	29.96	
4	27.20	36.29	31.78	62.47	29.64	27.68	28.23	28.32	
5	27.54	28.50	44.75	54.34	28.77	28.49	28.02	29.51	
6	28.52	29.62	36.36		34.80	28.31	26.60	27.20	
7	27.92	30.33	28.29		32.33	29.44	27.02	33.74	
8	27.87	37.92	30.13		35.60	28.41	26.59	28.87	
9	28.76	33.63	27.54		31.99	29.38	26.17	29.45	
10	28.83	31.03	29.37			28.68	27.38	26.82	
11	27.71					29.03	27.19		
12									



Heat 2 - Round 1 (27T Stock Touring)

Pos	Car	Form	Name	Member Type	Result	Ave	Best
1	4		Mason Sadler	Guest	12 / 300.10	25.00	22.74
2	1		Ian Cairns	Guest	12 / 307.75	25.64	22.73
3	2		John Dear	Guest	12 / 314.88	26.24	23.36
4	5	F2	Robin Francis	S2007	11 / 309.93	28.17	24.69
5	3	F2	Mick Barnes	S2008	8 / 274.15	34.26	26.80
6	6	F2	Andy Lewis	S2008	5 / 245.16	49.03	43.64

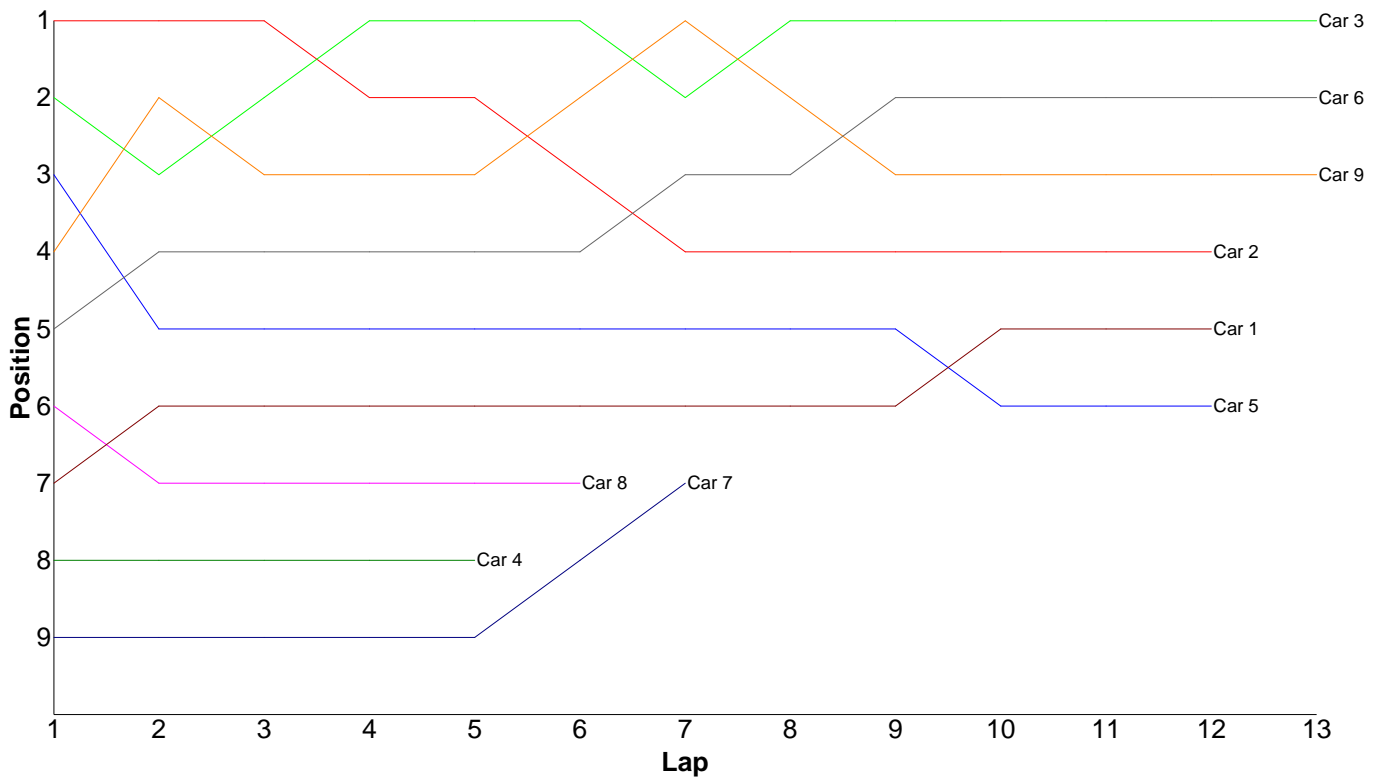
Lap	Car 1	Car 2	Car 3	Car 4	Car 5	Car 6
1	31.10	26.06	41.67	22.74	36.12	45.08
2	32.21	26.80	28.29	23.04	28.00	58.66
3	22.95	23.65	26.80	26.83	28.77	48.52
4	24.47	23.85	26.99	24.04	25.49	43.64
5	22.86	28.00	34.29	23.14	25.59	49.26
6	24.95	24.72	34.48	28.30	25.46	
7	22.73	26.04	49.33	25.42	26.29	
8	29.79	31.65	32.30	26.26	24.69	
9	22.82	30.56		24.65	28.94	
10	23.89	25.03		23.22	32.28	
11	23.18	23.36		25.19	28.30	
12	26.80	25.16		27.27		
13						



Heat 3 - Round 1 (IC Scale Touring)

Pos	Car	Form	Name	Member Type	Result	Ave	Best
1	3	F2	Phillip Pullen	S2007	13 / 302.76	23.28	21.65
2	6	F2	Jim Beesley	S2007	13 / 307.13	23.62	21.92
3	9	F2	Les Mainwaring	S2008	13 / 312.20	24.01	21.58
4	2	F2	Stephen Mills	S2007	12 / 305.55	25.46	22.42
5	1	F2	Colin Taggart	S2007	12 / 318.26	26.52	22.05
6	5		Gary Fuller	Guest	12 / 321.39	26.78	22.42
7	7	F1	Michael Pilgram	J2008	7 / 312.65	44.66	23.50
8	8	F2	James Stone	S2007	6 / 261.60	43.60	31.80
9	4	F2	Jon Wilkins	S2007	5 / 232.43	46.48	23.16

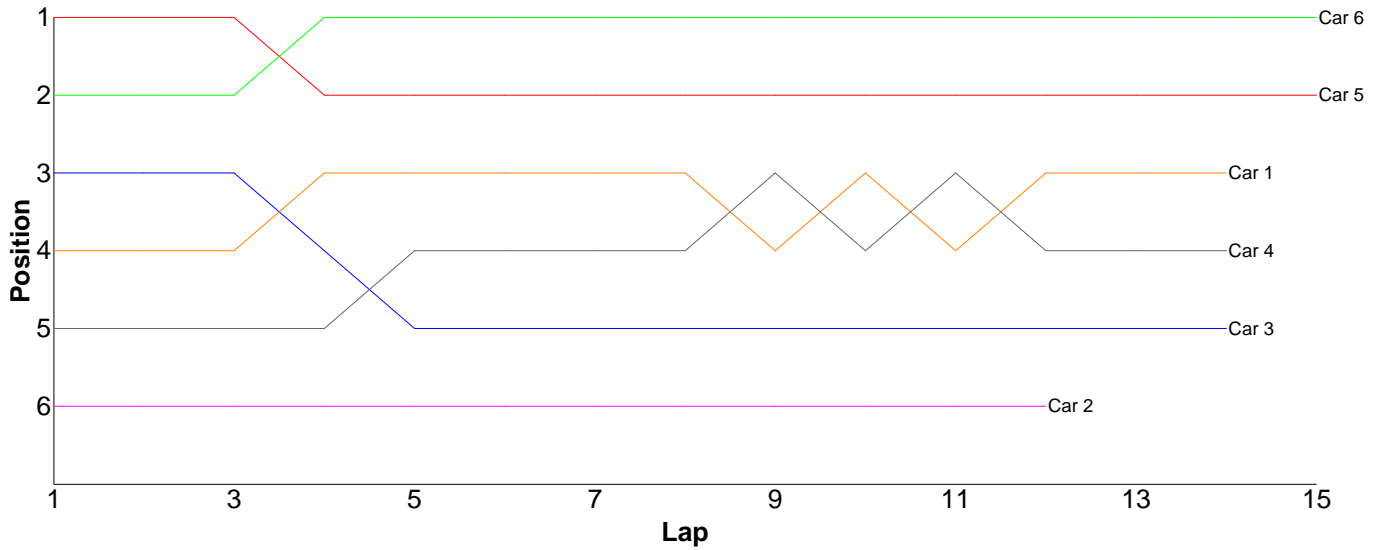
Lap	Car 1	Car 2	Car 3	Car 4	Car 5	Car 6	Car 7	Car 8	Car 9
1	55.05	24.12	24.26	133.46	25.08	26.61	152.80	34.41	26.07
2	22.75	22.42	24.65	23.55	26.64	24.00	31.43	64.94	22.36
3	22.37	23.08	22.80	23.16	23.60	24.58	28.81	42.76	25.70
4	24.00	25.54	22.75	23.35	27.12	23.61	26.92	42.67	22.61
5	25.48	22.98	22.29	28.91	22.42	22.00	23.50	31.80	21.88
6	22.61	23.77	23.58		35.49	22.21	24.12	45.02	22.04
7	23.03	31.59	25.44		23.76	22.79	25.07		25.01
8	24.79	23.01	22.45		24.12	24.03			23.39
9	22.05	31.01	23.69		33.34	22.36			29.93
10	22.43	24.52	22.35		24.53	23.87			22.66
11	30.51	25.34	22.86		31.34	26.43			21.92
12	23.19	28.17	21.65		23.95	21.92			27.05
13			23.99			22.72			21.58
14									



Heat 4 - Round 1 (<Pro Stock / Mod>)

Pos	Car	Form	Name	Member Type	Result	Ave	Best
1	6	F1	Matthew Quinlisk	S2008	15 / 300.13	20.00	19.18
2	5		Aaron Palmer	Guest	15 / 314.43	20.96	19.25
3	1	F1	Kevin Bissell	S2007	14 / 307.09	21.93	21.15
4	4	F1	Dave Skelton	S2007	14 / 309.23	22.08	20.16
5	3	F1	Neil Talbot	S2008	14 / 318.95	22.78	21.61
6	2		Brian Killick	Guest	12 / 312.84	26.07	24.19

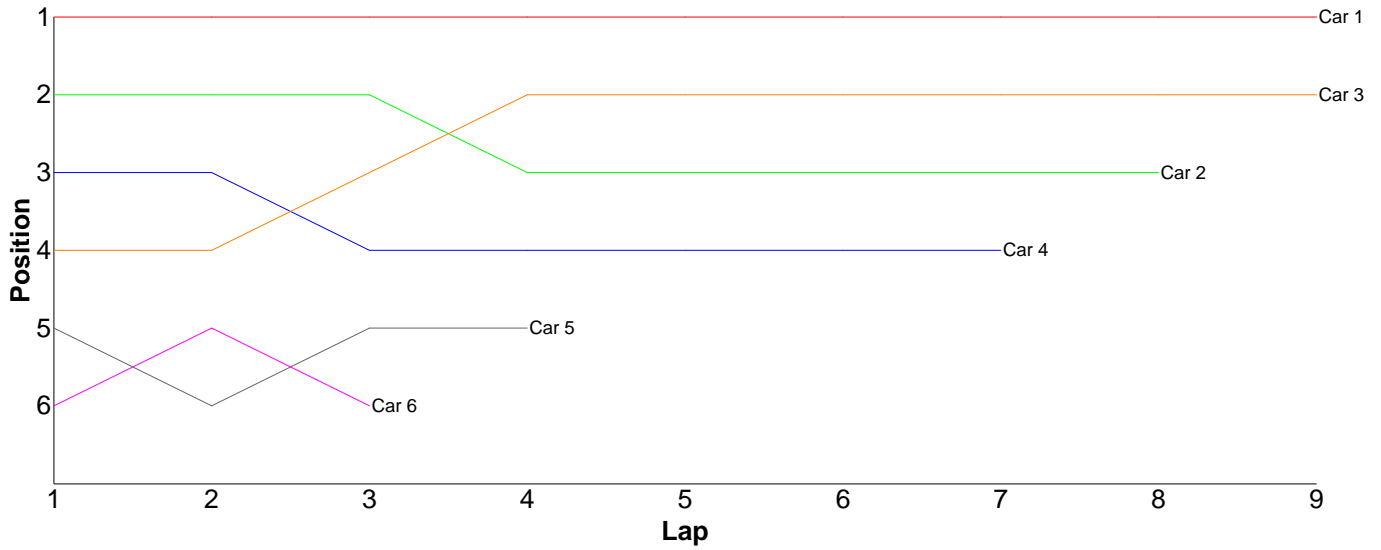
Lap	Car 1	Car 2	Car 3	Car 4	Car 5	Car 6
1	22.61	31.23	22.35	28.13	20.69	21.85
2	23.30	25.86	22.81	21.65	20.54	20.43
3	23.11	25.15	22.59	21.16	21.34	20.64
4	21.80	25.80	24.16	21.70	23.38	20.80
5	22.16	25.02	22.41	21.03	20.08	20.14
6	21.51	25.19	24.73	23.65	19.37	19.88
7	21.42	27.12	24.00	20.16	21.65	20.38
8	21.51	27.14	23.18	20.67	20.25	19.84
9	21.37	24.78	22.55	20.33	20.71	19.43
10	22.08	25.22	22.58	22.90	20.33	19.36
11	21.63	26.14	21.71	20.85	26.65	19.47
12	21.43	24.19	21.61	23.77	19.79	19.71
13	21.15		22.56	20.91	19.25	19.42
14	22.01		21.71	22.32	20.34	19.60
15					20.06	19.18
16						



Heat 5 - Round 1 (Bikes)

Pos	Car	Form	Name	Member Type	Result	Ave	Best
1	1		Simon Lancaster	Guest	9 / 268.63	29.84	26.39
2	3	F1	Neville Smith	S2007	9 / 307.75	34.19	26.82
3	2	F1	Matt Tims	S2007	8 / 275.08	34.38	27.77
4	4		Peter Chang	Guest	7 / 259.73	37.10	30.09
5	5		Brian Foord	Guest	4 / 298.07	74.51	34.87
6	6		Jack Foord	Guest	3 / 278.28	92.76	40.69

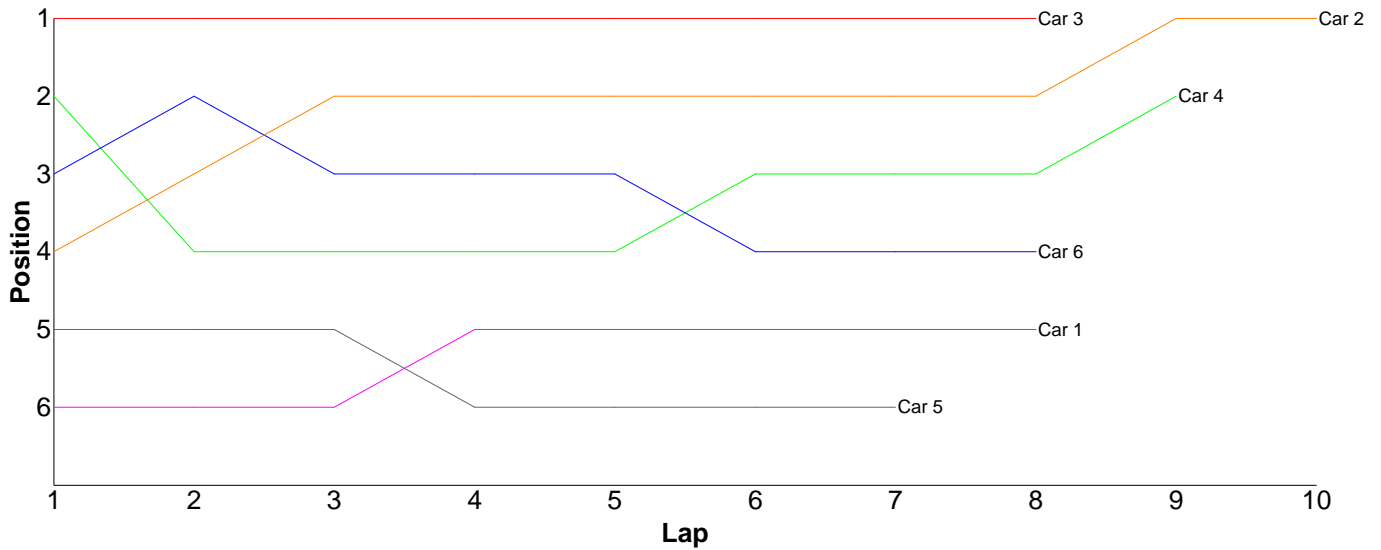
Lap	Car 1	Car 2	Car 3	Car 4	Car 5	Car 6
1	26.85	41.36	46.90	45.74	108.06	172.09
2	42.04	38.26	47.14	46.48	114.49	40.69
3	26.39	28.82	26.82	31.80	34.87	65.50
4	27.19	41.53	27.97	32.53	40.65	
5	31.65	27.77	27.61	30.09		
6	29.96	29.30	27.81	38.11		
7	29.30	39.01	27.85	34.98		
8	28.53	29.03	40.78			
9	26.72		34.87			
10						



Heat 6 - Round 1 (Bikes)

Pos	Car	Form	Name	Member Type	Result	Ave	Best
1	2	F1	Steve Leake	S2007	10 / 316.54	31.65	27.04
2	4		Jamie Georgiades	Guest	9 / 302.04	33.56	26.94
3	3	F1	Andy Carless	S2007	8 / 235.14	29.39	27.41
4	6	F1	Scott Adderson	S2007	8 / 276.73	34.59	26.54
5	1		Jevon Frost	Guest	8 / 316.75	39.59	25.62
6	5	F1	Dave Tims	S2007	7 / 289.23	41.31	27.81

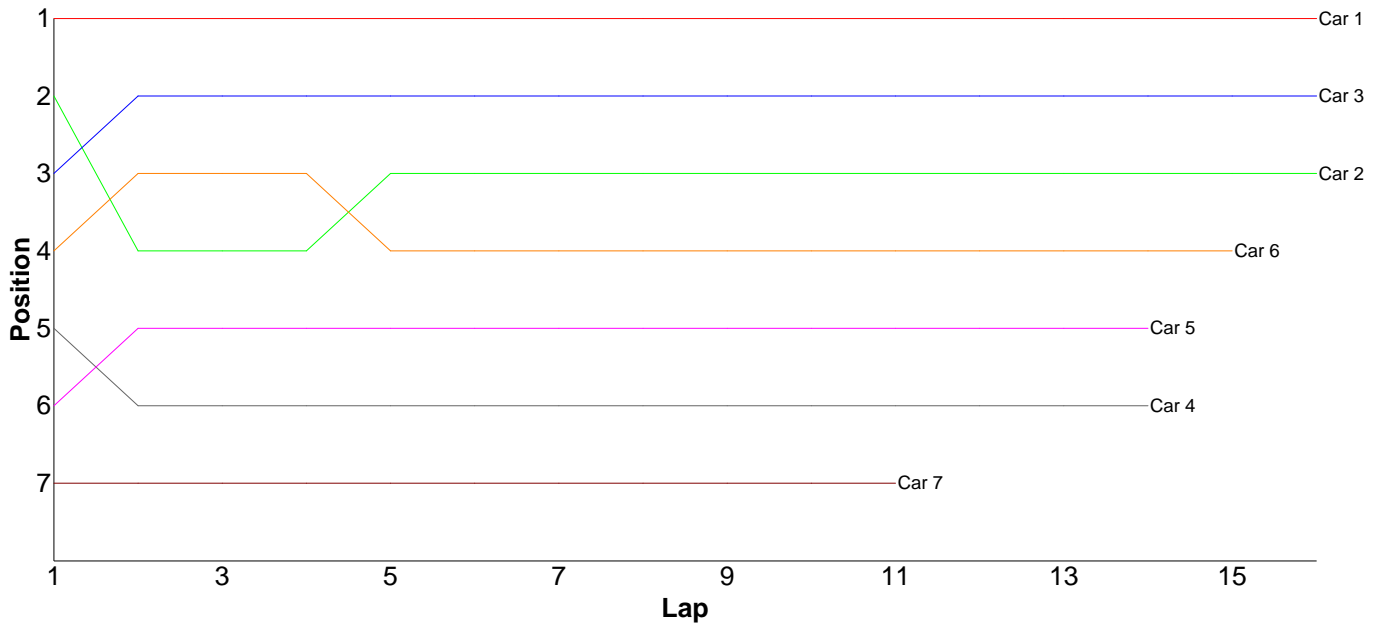
Lap	Car 1	Car 2	Car 3	Car 4	Car 5	Car 6
1	86.40	34.83	29.44	33.20	82.77	33.98
2	36.77	27.34	28.61	45.81	37.15	26.54
3	34.60	27.04	28.31	33.52	28.74	50.66
4	31.33	28.89	27.42	41.54	56.53	36.74
5	32.30	31.23	27.41	28.03	27.99	28.13
6	38.48	33.19	28.30	26.94	28.24	41.00
7	25.62	27.81	37.41	32.48	27.81	32.53
8	31.25	32.12	28.24	33.36		27.15
9		46.93		27.16		
10		27.16				
11						



Heat 7 - Round 1 (<Pro Stock / Mod>)

Pos	Car	Form	Name	Class	Member Type	Result	Ave	Best
1	1	F1	Glen Westwood	5 Cell Mod / BL	S2007	16 / 305.20	19.07	18.43
2	3	F1	Jay Westwood	Pro-Stock	S2007	16 / 308.02	19.25	18.84
3	2	F1	Dan Ghibaldan	Pro-Stock	S2007	16 / 312.30	19.51	18.66
4	6	F1	Nigel Moss	Pro-Stock	S2007	15 / 319.18	21.27	20.30
5	5	F1	Nick Adams	Pro-Stock	S2007	14 / 304.35	21.73	20.50
6	4		Mark Sadler	Pro-Stock	Guest	14 / 308.45	22.03	19.47
7	7	F1	Ori Sohachevsky	Pro-Stock	S2007	11 / 311.37	28.30	20.64

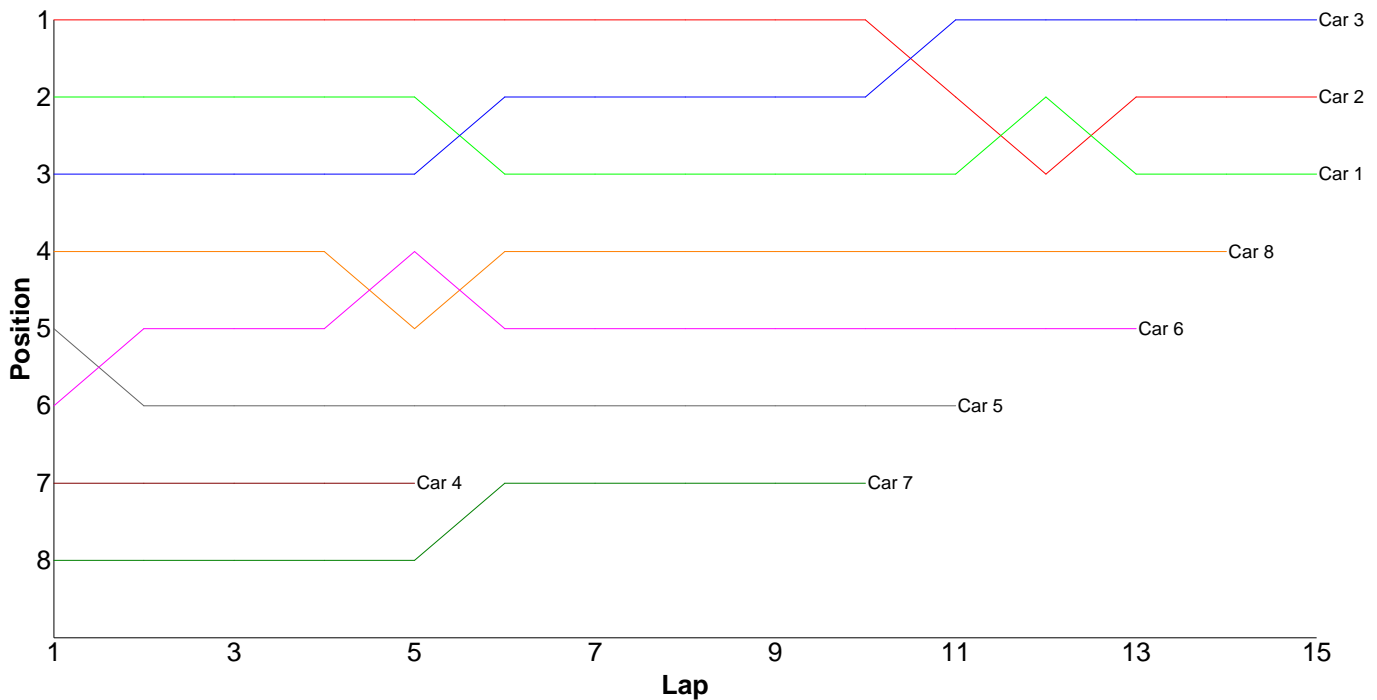
Lap	Car 1	Car 2	Car 3	Car 4	Car 5	Car 6	Car 7
1	19.27	19.38	20.07	22.60	23.11	20.47	82.16
2	18.61	24.00	19.01	25.93	21.38	20.30	35.97
3	18.65	21.15	19.23	27.63	21.57	20.54	22.11
4	18.66	19.09	19.09	20.59	20.81	20.72	21.00
5	19.01	19.10	19.15	20.70	21.75	21.77	21.62
6	19.57	19.23	19.32	22.70	21.37	20.46	22.08
7	18.97	19.27	19.15	22.11	21.02	21.08	20.64
8	18.71	19.07	20.15	19.47	20.50	20.79	21.80
9	18.43	18.92	19.20	27.54	22.39	21.02	21.36
10	19.12	18.66	19.25	20.27	21.62	20.57	21.62
11	19.08	19.85	19.43	19.75	21.97	21.45	21.01
12	18.87	18.87	19.06	19.48	24.19	20.84	
13	20.26	19.02	18.84	19.88	21.63	21.48	
14	19.38	18.90	19.22	19.80	21.04	20.54	
15	18.92	18.92	19.00			27.15	
16	19.69	18.87	18.85				
17							



Heat 8 - Round 1 (IC Scale Touring)

Pos	Car	Form	Name	Member Type	Result	Ave	Best
1	3	F1	John Zottl	S2007	15 / 314.11	20.94	19.67
2	2	F1	Iain Hollands	S2007	15 / 316.21	21.08	19.63
3	1	F1	Adrian Poole	S2007	15 / 316.26	21.08	19.65
4	8	F2	James Rumble	S2007	14 / 319.60	22.82	20.48
5	6	F2	Chris Lay	S2007	13 / 314.71	24.20	22.00
6	5	F1	Barry Smith	S2008	11 / 295.47	26.86	23.30
7	7	F2	David Forsythe	S2007	10 / 322.93	32.29	22.88
8	4	F1	Mark Sellars	S2007	5 / 148.83	29.76	22.86

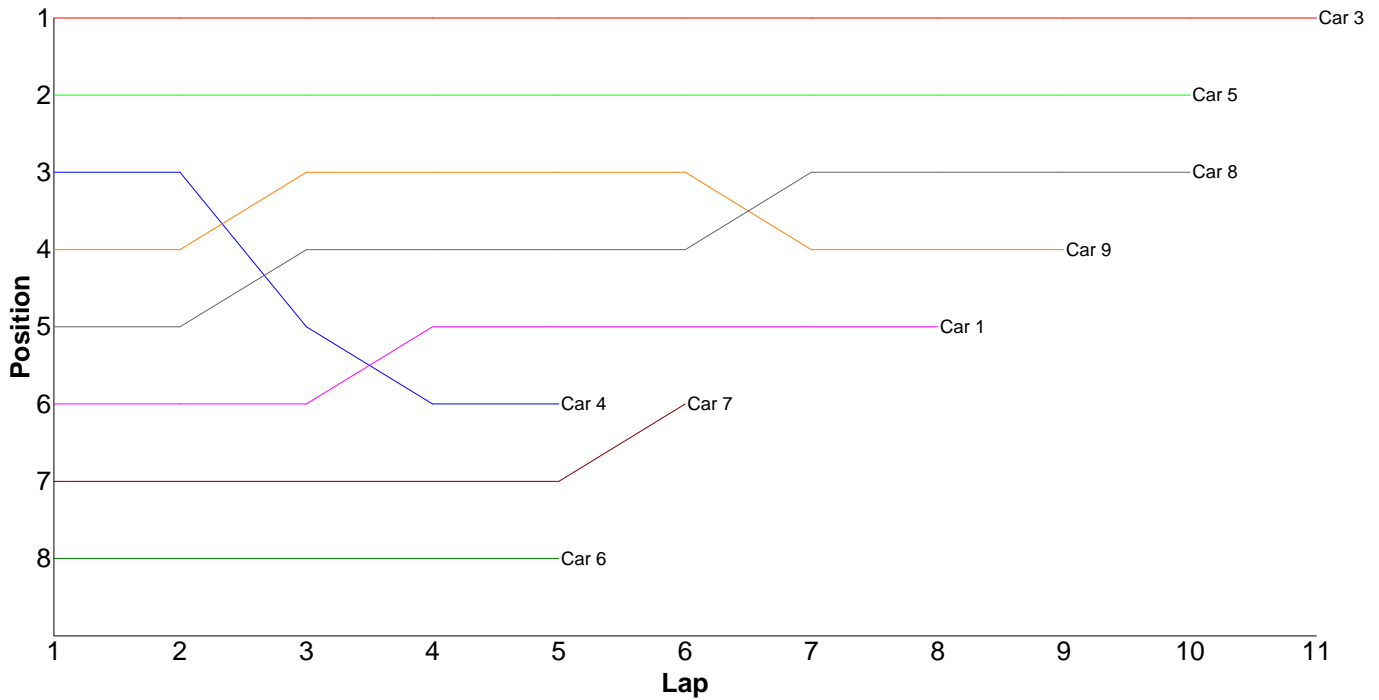
Lap	Car 1	Car 2	Car 3	Car 4	Car 5	Car 6	Car 7	Car 8
1	20.33	19.97	20.81	30.30	25.11	26.51	57.58	21.24
2	21.34	20.90	23.41	32.65	30.04	23.62	49.22	27.82
3	20.81	21.22	20.74	22.86	24.65	26.53	24.32	22.47
4	22.22	19.67	20.88	34.38	23.30	22.56	33.81	21.44
5	22.49	21.84	21.66	28.64	35.13	24.06	22.88	30.96
6	22.17	23.22	20.51		23.98	22.00	30.94	21.31
7	23.36	20.00	20.43		24.15	25.28	25.30	22.14
8	19.65	21.37	20.77		28.97	25.10	26.41	20.80
9	20.82	19.63	20.16		28.37	22.47	26.90	20.48
10	20.28	20.60	19.67		25.73	22.70	25.57	21.17
11	21.01	22.85	22.18		26.04	22.34		24.59
12	19.78	23.96	20.99			23.27		23.55
13	21.72	19.84	20.44			28.27		20.97
14	20.44	21.16	21.20					20.66
15	19.84	19.98	20.26					
16								



Heat 1 - Round 2 (<Tamiya>)

Pos	Car	Form	Name	Class	Member Type	Result	Ave	Best
1	3	F2	Dale Roberts	Tamiya Stock	S2007	11 / 322.77	29.34	26.99
2	5		Dave Alderton	Tamiya Stock	Guest	10 / 310.22	31.02	27.49
3	8		Chris Graco	Formula One	Guest	10 / 326.06	32.60	24.83
4	9		Garry Noble	Formula One	Guest	9 / 307.09	34.12	24.31
5	1	F1	Kieran Stokes	Tamiya Stock	J2007	8 / 311.38	38.92	26.71
6	7	F2	David Lay	Tamiya Stock	S2007	6 / 310.75	51.79	26.79
7	4	F2	Dawn Skelton	Tamiya Stock	S2007	5 / 258.65	51.73	42.67
8	6		Jevon Frost	Tamiya Stock	Guest	5 / 314.48	62.89	25.71
9	2	F1	Scott Stokes	Tamiya Stock	S2007	0 / 0.00	0.00	0.00

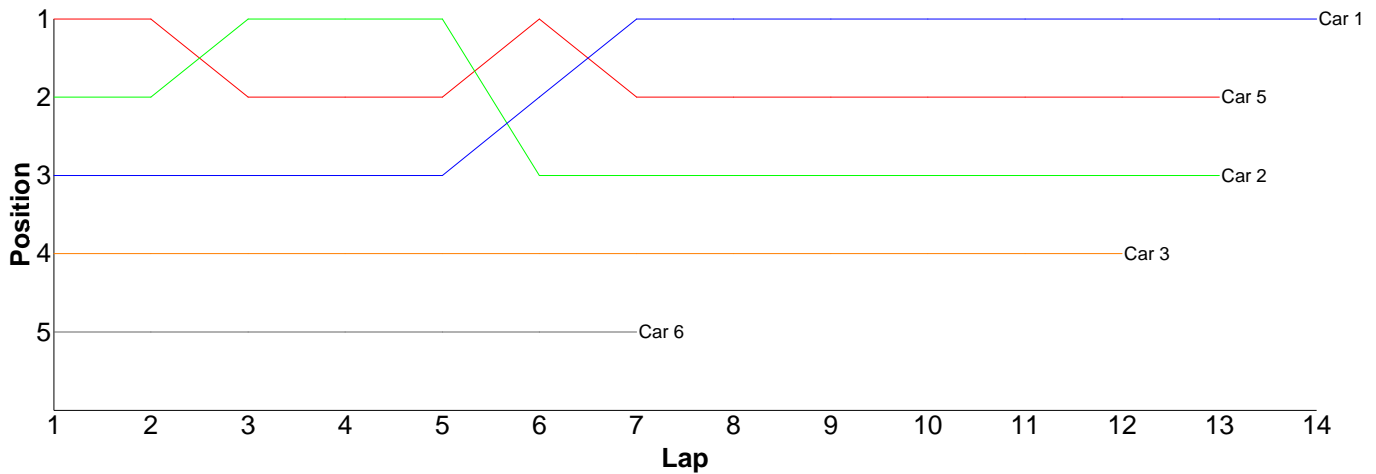
Lap	Car 1	Car 2	Car 3	Car 4	Car 5	Car 6	Car 7	Car 8	Car 9
1	107.66		26.99	49.70	37.24	209.54	159.33	94.01	85.73
2	27.13		29.79	42.67	27.49	26.63	27.36	25.35	25.98
3	30.48		29.83	67.15	27.75	26.77	37.14	26.53	26.05
4	29.93		30.04	51.52	30.76	25.71	28.51	25.03	25.65
5	31.66		34.11	47.61	35.59	25.83	26.79	25.27	26.42
6	26.71		27.47		30.07		31.62	25.19	24.31
7	27.73		27.95		29.32			24.83	37.40
8	30.08		31.76		29.02			24.95	30.94
9			27.34		28.89			27.41	24.61
10			28.00		34.09			27.49	
11			29.49						
12									



Heat 2 - Round 2 (27T Stock Touring)

Pos	Car	Form	Name	Member Type	Result	Ave	Best
1	1		Ian Cairns	Guest	14 / 325.57	23.25	21.03
2	5	F2	Robin Francis	S2007	13 / 301.57	23.19	22.29
3	2		John Dear	Guest	13 / 311.56	23.96	21.64
4	3	F2	Mick Barnes	S2008	12 / 300.56	25.04	22.52
5	6	F2	Andy Lewis	S2008	7 / 293.14	41.87	37.90
6	4		Mason Sadler	Guest	0 / 0.00	0.00	0.00

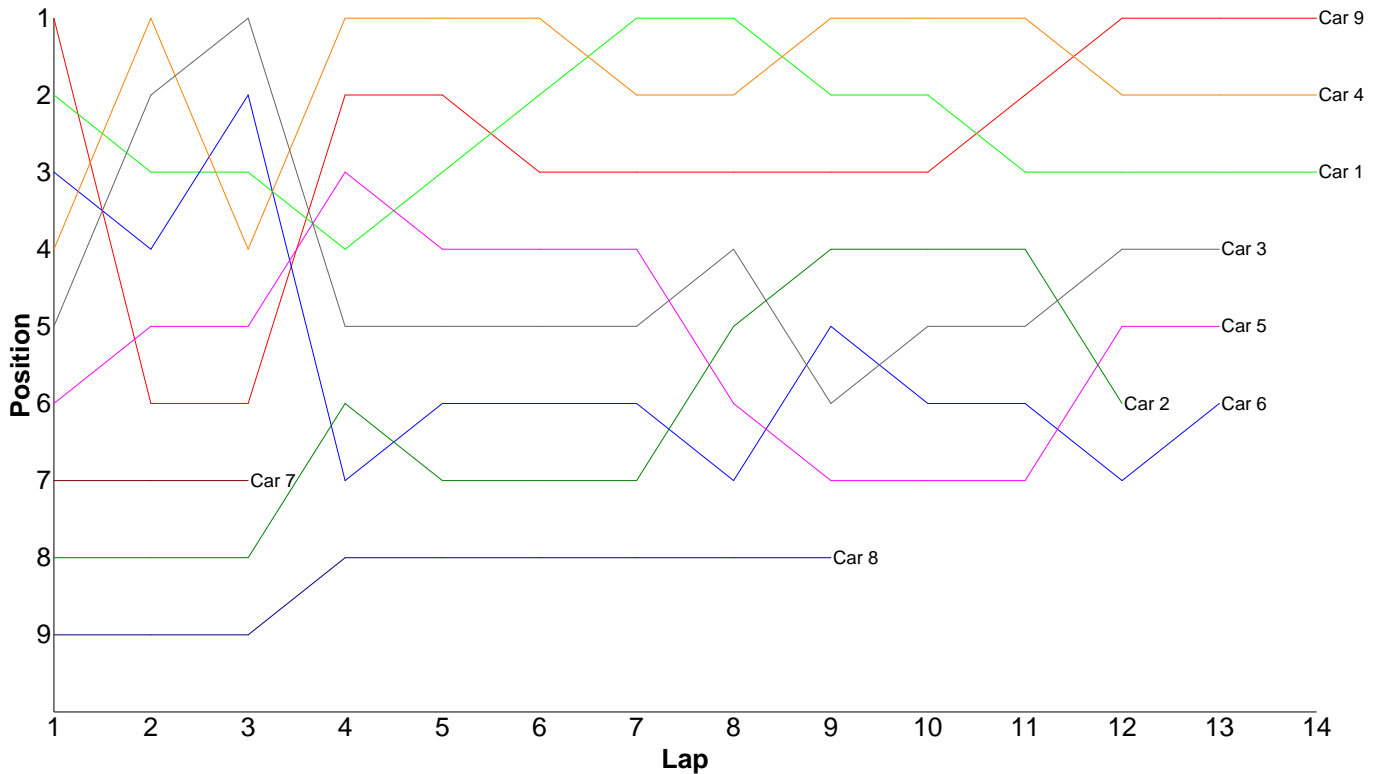
Lap	Car 1	Car 2	Car 3	Car 4	Car 5	Car 6
1	25.04	22.45	27.18		22.29	38.97
2	24.94	22.85	23.79		22.99	44.87
3	22.17	22.19	24.47		22.35	37.90
4	22.27	22.02	24.36		23.00	38.85
5	21.64	23.10	23.81		22.64	44.96
6	21.58	32.43	22.52		23.85	44.41
7	21.86	23.30	30.48		23.72	43.18
8	21.03	22.21	24.97		25.33	
9	22.05	23.68	24.48		22.37	
10	21.64	30.20	24.68		23.75	
11	21.85	21.64	23.47		23.25	
12	21.89	22.44	26.35		23.08	
13	21.76	23.05			22.95	
14	35.85					
15						



Heat 3 - Round 2 (IC Scale Touring)

Pos	Car	Form	Name	Member Type	Result	Ave	Best
1	9	F2	Les Mainwaring	S2008	14 / 313.40	22.38	18.98
2	4	F2	Jon Wilkins	S2007	14 / 314.32	22.45	21.06
3	1	F2	Colin Taggart	S2007	14 / 327.31	23.37	20.75
4	3	F2	Phillip Pullen	S2007	13 / 300.55	23.11	20.67
5	5		Gary Fuller	Guest	13 / 316.45	24.34	21.26
6	6	F2	Jim Beesley	S2007	13 / 316.76	24.36	20.54
7	2	F2	Stephen Mills	S2007	12 / 292.63	24.38	19.98
8	8	F2	James Stone	S2007	9 / 271.17	30.13	21.64
9	7	F1	Michael Pilgram	J2008	3 / 73.37	24.45	23.01

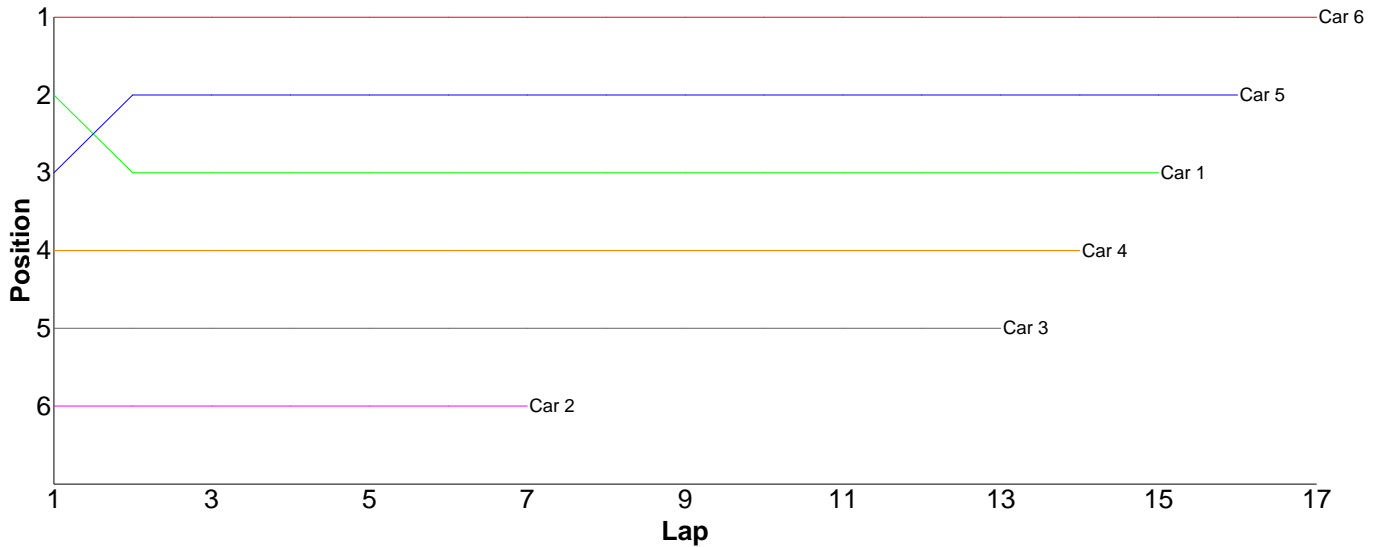
Lap	Car 1	Car 2	Car 3	Car 4	Car 5	Car 6	Car 7	Car 8	Car 9
1	21.20	24.66	22.48	21.80	22.62	21.78	23.01	27.75	20.88
2	23.78	26.47	21.20	21.72	22.91	23.55	27.28	32.64	27.58
3	22.59	22.44	21.29	24.23	22.37	21.03	23.08	30.72	20.52
4	26.94	24.36	31.01	22.08	25.52	32.03		23.68	21.96
5	21.21	24.56	24.82	21.38	23.69	24.04		21.64	24.48
6	20.75	21.31	22.04	22.88	22.99	21.12		34.85	22.29
7	20.98	22.09	20.67	23.94	21.53	21.55		40.08	20.38
8	22.84	20.87	21.63	22.87	26.47	24.41		27.12	23.23
9	23.18	22.72	29.60	21.06	36.63	22.20		32.69	23.90
10	21.43	26.97	21.93	21.66	23.68	36.67			21.54
11	25.66	19.98	20.92	22.59	21.26	20.54			22.48
12	24.69	36.20	22.08	23.37	21.43	25.50			18.98
13	20.89		20.88	22.30	25.35	22.34			20.31
14	31.17			22.44					24.87
15									



Heat 4 - Round 2 (<Pro Stock / Mod>)

Pos	Car	Form	Name	Member Type	Result	Ave	Best
1	6	F1	Matthew Quinlisk	S2008	17 / 317.73	18.69	18.29
2	5		Aaron Palmer	Guest	16 / 310.52	19.40	18.42
3	1	F1	Kevin Bissell	S2007	15 / 302.90	20.19	19.36
4	4	F1	Dave Skelton	S2007	14 / 314.80	22.48	19.47
5	3	F1	Neil Talbot	S2008	13 / 300.38	23.10	20.31
6	2		Brian Killick	Guest	7 / 221.87	31.69	25.19

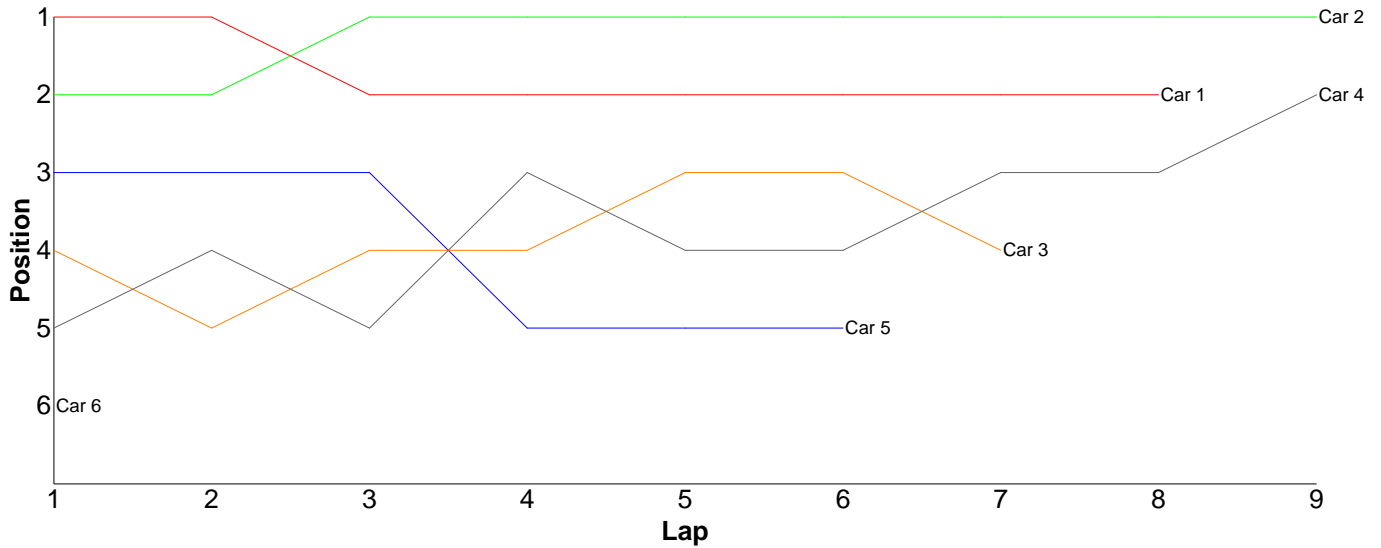
Lap	Car 1	Car 2	Car 3	Car 4	Car 5	Car 6
1	19.80	30.99	26.72	21.83	20.29	19.16
2	20.10	27.21	25.08	19.47	18.95	18.73
3	19.36	28.42	20.84	20.48	18.65	18.76
4	20.12	25.19	26.34	20.11	19.91	19.00
5	19.59	28.32	20.31	21.83	19.43	18.80
6	19.70	31.92	21.47	19.70	21.33	19.03
7	20.33	49.82	25.11	22.22	18.42	18.68
8	20.97		21.01	19.70	18.83	18.75
9	20.17		21.03	23.28	18.94	18.74
10	19.55		23.42	20.11	18.53	18.57
11	21.63		21.00	26.67	18.86	18.46
12	19.48		23.44	24.83	18.81	19.00
13	20.31		24.61	20.77	19.84	18.29
14	22.21			33.80	19.42	18.56
15	19.58				19.71	18.52
16					20.60	18.29
17						18.39
18						



Heat 5 - Round 2 (Bikes)

Pos	Car	Form	Name	Member Type	Result	Ave	Best
1	2	F1	Matt Tims	S2007	9 / 249.56	27.72	26.24
2	4		Peter Chang	Guest	9 / 301.39	33.48	29.39
3	1		Simon Lancaster	Guest	8 / 231.14	28.89	25.49
4	3	F1	Neville Smith	S2007	7 / 241.64	34.52	27.89
5	5		Brian Foord	Guest	6 / 247.15	41.19	28.24
6	6		Jack Foord	Guest	1 / 35.25	35.25	35.25

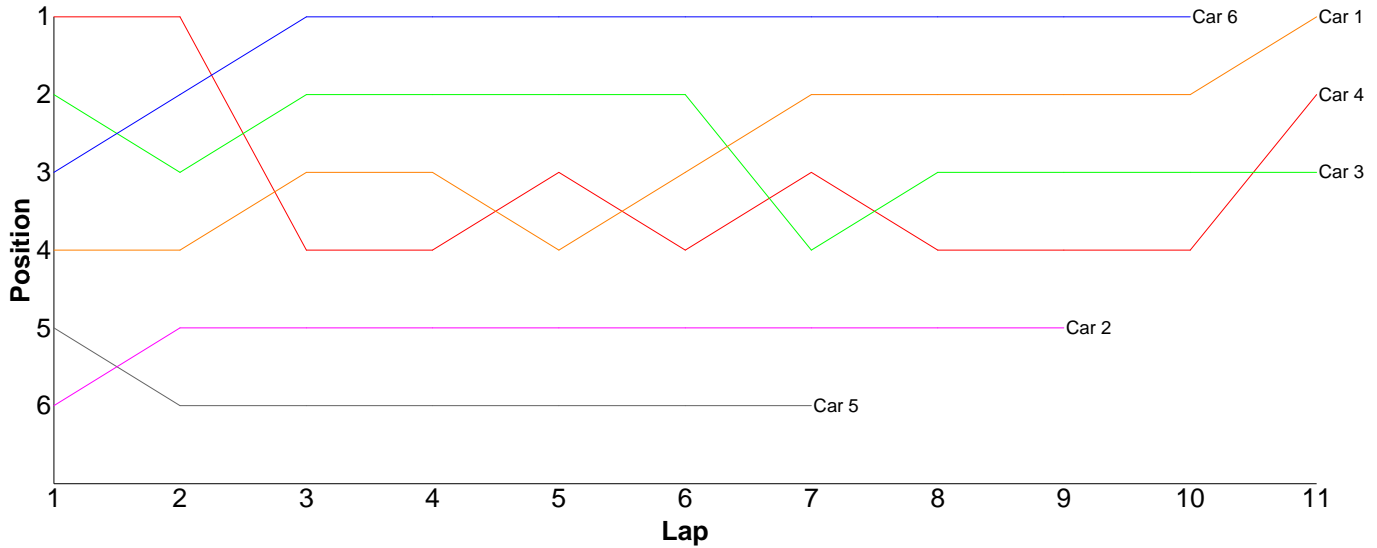
Lap	Car 1	Car 2	Car 3	Car 4	Car 5	Car 6
1	26.42	27.24	34.65	34.83	28.24	35.25
2	26.74	27.15	32.61	29.39	32.13	
3	29.42	26.24	27.89	35.73	32.54	
4	26.38	27.30	40.52	29.70	84.28	
5	37.60	26.47	35.70	42.79	37.10	
6	31.42	26.78	29.69	36.11	32.86	
7	25.49	32.02	40.58	30.17		
8	27.67	29.76		31.62		
9		26.60		31.05		
10						



Heat 6 - Round 2 (Bikes)

Pos	Car	Form	Name	Member Type	Result	Ave	Best
1	1		Jevon Frost	Guest	11 / 311.79	28.34	23.57
2	4		Jamie Georgiades	Guest	11 / 317.71	28.88	25.52
3	3	F1	Andy Carless	S2007	11 / 318.25	28.93	26.79
4	6	F1	Scott Adderson	S2007	10 / 274.13	27.41	26.36
5	2	F1	Steve Leake	S2007	9 / 311.62	34.62	25.92
6	5	F1	Dave Tims	S2007	7 / 309.72	44.24	29.00

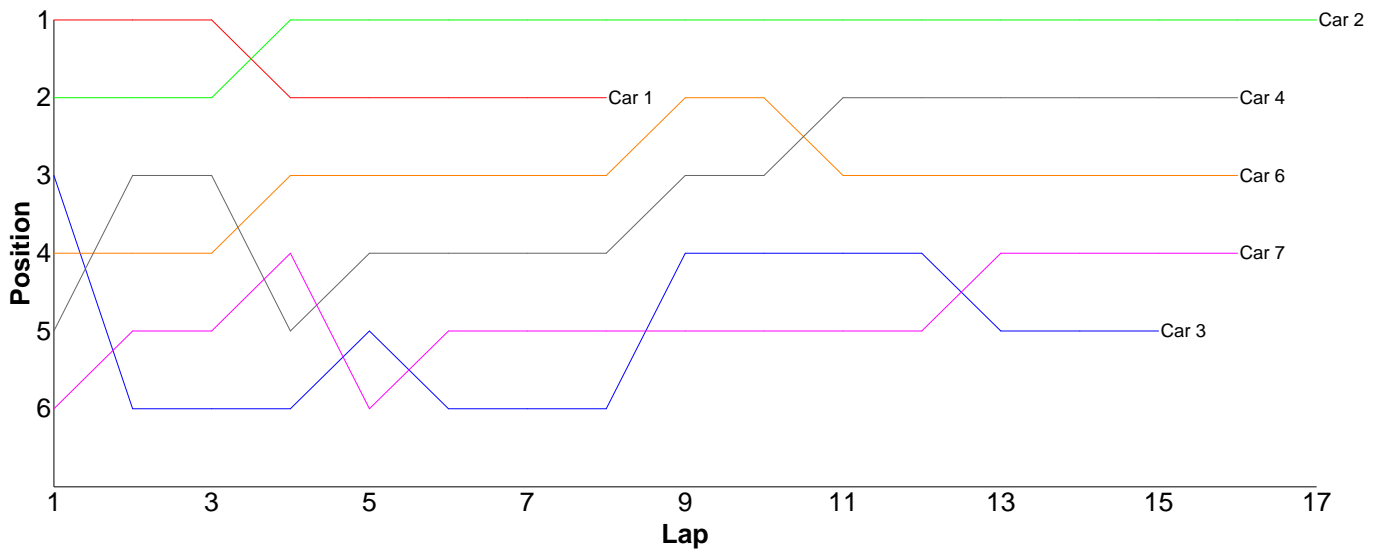
Lap	Car 1	Car 2	Car 3	Car 4	Car 5	Car 6
1	30.77	76.12	26.79	25.52	71.44	26.95
2	24.89	30.03	27.01	25.60	42.34	26.71
3	33.87	26.06	30.43	40.71	50.86	27.02
4	25.43	32.08	27.85	25.74	37.66	27.44
5	35.12	34.16	31.53	31.60	44.72	26.92
6	24.71	34.66	28.17	26.52	33.70	32.30
7	23.57	26.47	35.17	26.83	29.00	26.74
8	33.68	26.12	28.41	36.29		27.10
9	25.30	25.92	27.52	26.48		26.59
10	28.43		27.56	25.83		26.36
11	26.02		27.81	26.59		
12						



Heat 7 - Round 2 (<Pro Stock / Mod>)

Pos	Car	Form	Name	Class	Member Type	Result	Ave	Best
1	2	F1	Dan Ghibaldan	Pro-Stock	S2007	17 / 317.12	18.65	17.85
2	4		Mark Sadler	Pro-Stock	Guest	16 / 303.46	18.96	17.99
3	6	F1	Nigel Moss	Pro-Stock	S2007	16 / 308.66	19.29	18.72
4	7	F1	Ori Sohachevsky	Pro-Stock	S2007	16 / 310.16	19.38	18.32
5	3	F1	Jay Westwood	Pro-Stock	S2007	15 / 302.16	20.14	17.84
6	1	F1	Glen Westwood	5 Cell Mod / BL	S2007	8 / 148.42	18.55	17.65
7	5	F1	Nick Adams	Pro-Stock	S2007	0 / 0.00	0.00	0.00

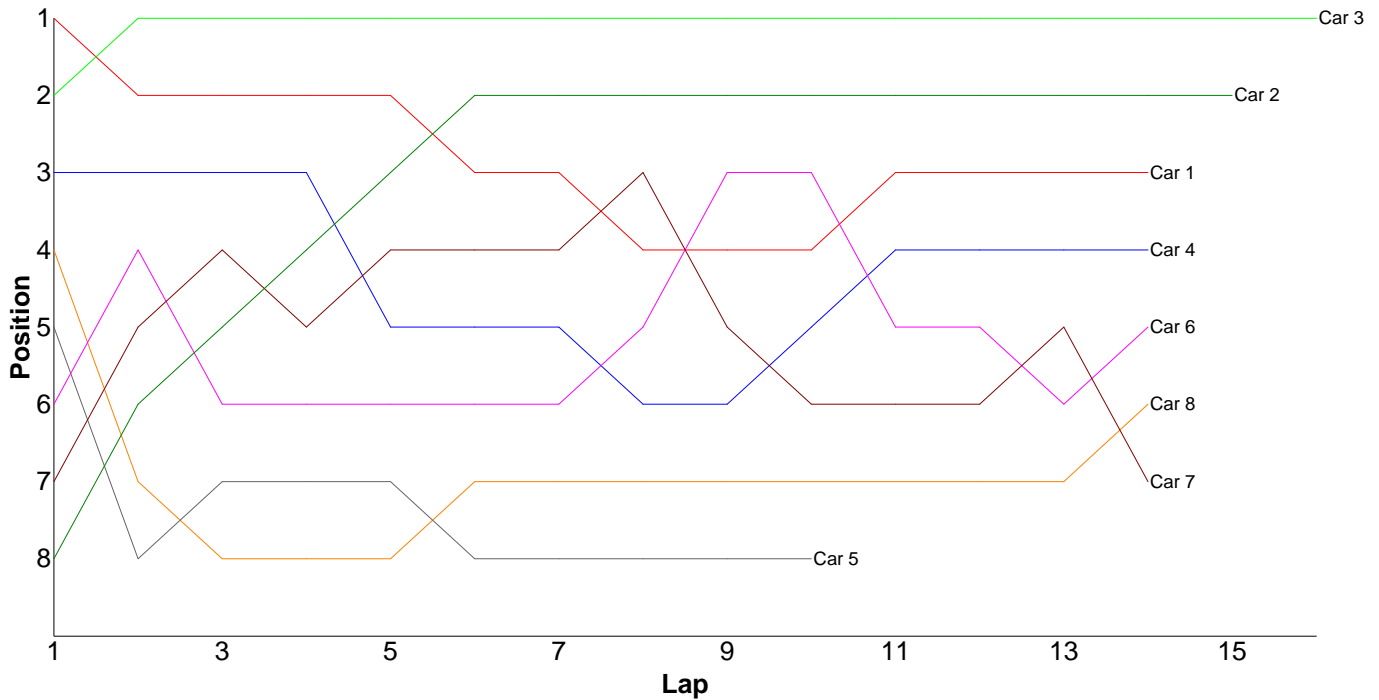
Lap	Car 1	Car 2	Car 3	Car 4	Car 5	Car 6	Car 7
1	17.99	18.37	18.90	19.59		19.00	19.64
2	18.96	18.87	24.79	19.32		20.05	19.50
3	17.82	18.24	19.56	18.47		18.89	21.31
4	19.32	18.26	19.21	22.26		19.08	19.13
5	19.31	18.13	18.50	18.76		18.88	22.94
6	17.65	18.53	21.72	18.46		19.17	18.50
7	19.51	18.02	19.72	18.86		18.95	20.20
8	17.86	19.33	19.04	18.66		19.05	19.54
9		18.42	17.84	17.99		18.72	19.72
10		18.43	19.15	19.25		18.98	18.58
11		18.52	18.32	18.29		19.56	18.83
12		17.85	19.14	18.14		21.76	18.59
13		21.18	23.31	18.63		18.79	18.52
14		18.27	18.31	19.30		18.96	18.40
15		18.55	24.65	19.33		18.91	18.44
16		19.61		18.15		19.91	18.32
17		18.54					
18							



Heat 8 - Round 2 (IC Scale Touring)

Pos	Car	Form	Name	Member Type	Result	Ave	Best
1	3	F1	John Zottl	S2007	16 / 314.30	19.64	18.93
2	2	F1	Iain Hollands	S2007	15 / 311.15	20.74	18.55
3	1	F1	Adrian Poole	S2007	14 / 301.84	21.56	19.38
4	4	F1	Mark Sellars	S2007	14 / 307.48	21.96	19.57
5	6	F2	Chris Lay	S2007	14 / 313.99	22.42	19.19
6	8	F2	James Rumble	S2007	14 / 317.53	22.68	19.32
7	7	F2	David Forsythe	S2007	14 / 325.22	23.23	20.94
8	5	F1	Barry Smith	S2008	10 / 254.26	25.42	22.50

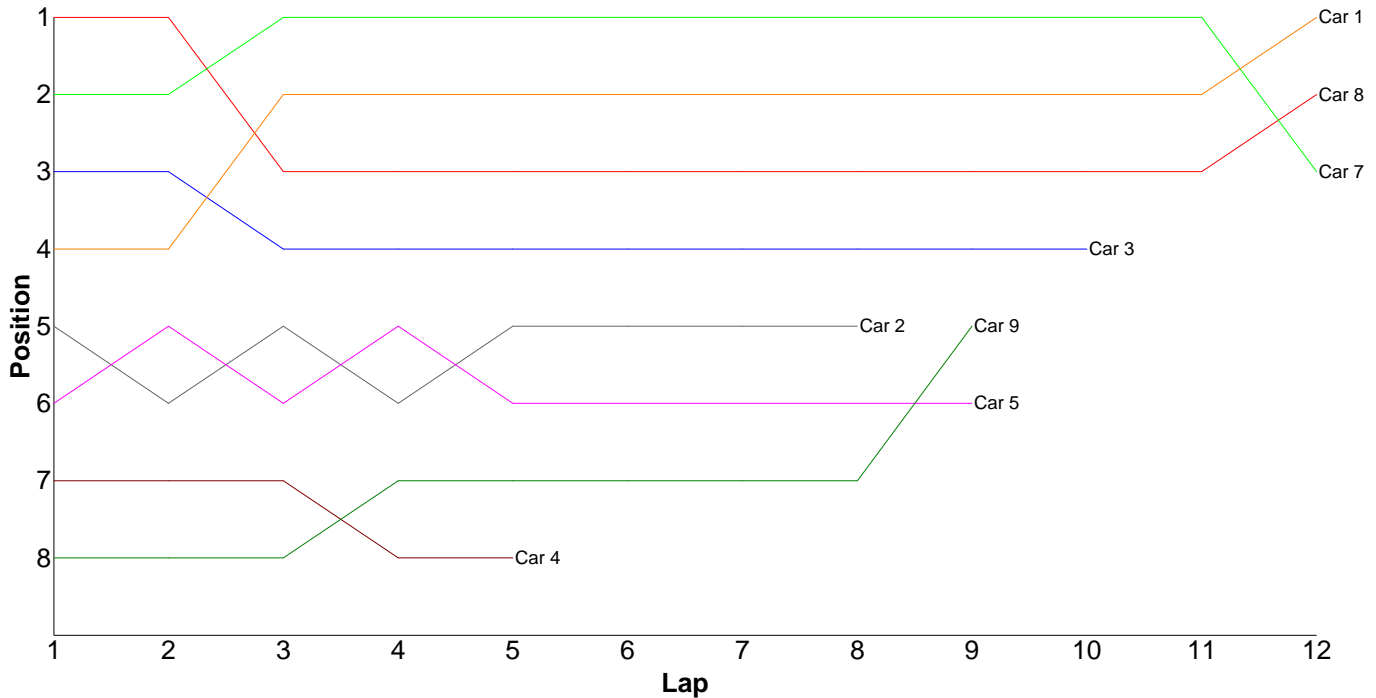
Lap	Car 1	Car 2	Car 3	Car 4	Car 5	Car 6	Car 7	Car 8
1	19.95	29.72	20.10	21.11	23.66	24.40	25.01	21.63
2	21.22	19.61	19.71	20.93	27.56	21.46	21.51	28.76
3	21.33	20.06	20.85	21.80	22.50	24.97	20.94	23.42
4	19.38	19.65	19.44	22.09	24.34	21.73	22.92	26.23
5	26.08	19.03	19.06	28.25	22.99	26.35	20.95	21.27
6	20.44	18.55	19.17	21.62	33.39	20.12	21.44	21.52
7	23.19	24.62	19.23	20.04	28.96	19.19	21.53	22.28
8	25.38	22.09	20.77	26.54	22.97	21.96	22.30	21.79
9	22.66	19.21	21.33	19.57	23.42	19.39	23.10	20.89
10	20.31	19.72	19.60	20.00	24.47	20.15	25.29	22.22
11	20.32	19.26	19.25	20.30		24.01	21.00	19.32
12	20.05	19.14	18.93	21.98		23.89	25.26	24.01
13	21.86	21.80	19.00	19.67		26.94	21.90	23.62
14	19.67	19.60	19.76	23.58		19.43	32.07	20.57
15		19.09	19.05					
16			19.05					
17								



Heat 1 - Round 3 (<Tamiya>)

Pos	Car	Form	Name	Class	Member Type	Result	Ave	Best
1	1	F1	Kieran Stokes	Tamiya Stock	J2007	12 / 322.01	26.83	24.61
2	8		Chris Graco	Formula One	Guest	12 / 325.09	27.09	24.55
3	7	F2	David Lay	Tamiya Stock	S2007	12 / 325.30	27.10	25.70
4	3	F2	Dale Roberts	Tamiya Stock	S2007	10 / 322.75	32.27	27.34
5	9		Garry Noble	Formula One	Guest	9 / 316.89	35.21	23.05
6	5		Dave Alderton	Tamiya Stock	Guest	9 / 318.05	35.33	28.85
7	2	F1	Scott Stokes	Tamiya Stock	S2007	8 / 281.00	35.12	26.37
8	4	F2	Dawn Skelton	Tamiya Stock	S2007	5 / 274.83	54.96	48.30
9	6		Jevon Frost	Tamiya Stock	Guest	0 / 0.00	0.00	0.00

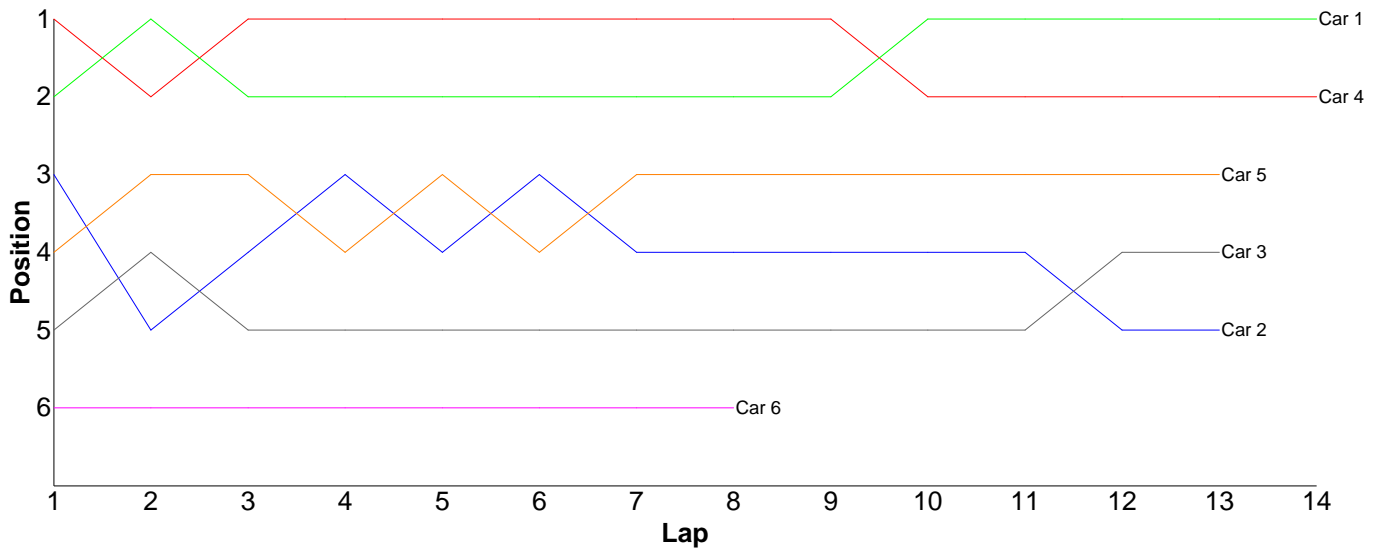
Lap	Car 1	Car 2	Car 3	Car 4	Car 5	Car 6	Car 7	Car 8	Car 9
1	32.96	34.48	29.91	54.93	37.68		26.37	24.74	114.48
2	27.76	33.05	29.61	58.33	28.85		29.04	27.68	23.15
3	25.51	36.03	38.63	48.30	38.98		26.58	37.92	29.40
4	29.75	41.96	27.45	52.55	34.25		27.27	30.98	29.87
5	25.16	30.22	40.85	60.72	39.28		26.24	26.45	23.69
6	28.69	26.37	30.15		40.77		26.77	26.44	25.86
7	26.98	30.10	35.55		34.02		26.59	24.77	23.23
8	25.00	48.79	27.34		29.52		25.70	25.02	23.05
9	24.74		35.20		34.70		26.29	25.60	24.16
10	24.98		28.06				25.84	25.28	
11	24.61						26.51	24.55	
12	25.87						32.10	25.66	
13									



Heat 2 - Round 3 (27T Stock Touring)

Pos	Car	Form	Name	Member Type	Result	Ave	Best
1	1		Ian Cairns	Guest	14 / 302.35	21.59	20.46
2	4		Mason Sadler	Guest	14 / 304.24	21.73	20.05
3	5	F2	Robin Francis	S2007	13 / 307.63	23.66	21.67
4	3	F2	Mick Barnes	S2008	13 / 310.35	23.87	22.04
5	2		John Dear	Guest	13 / 311.26	23.94	21.06
6	6	F2	Andy Lewis	S2008	8 / 270.41	33.80	31.24

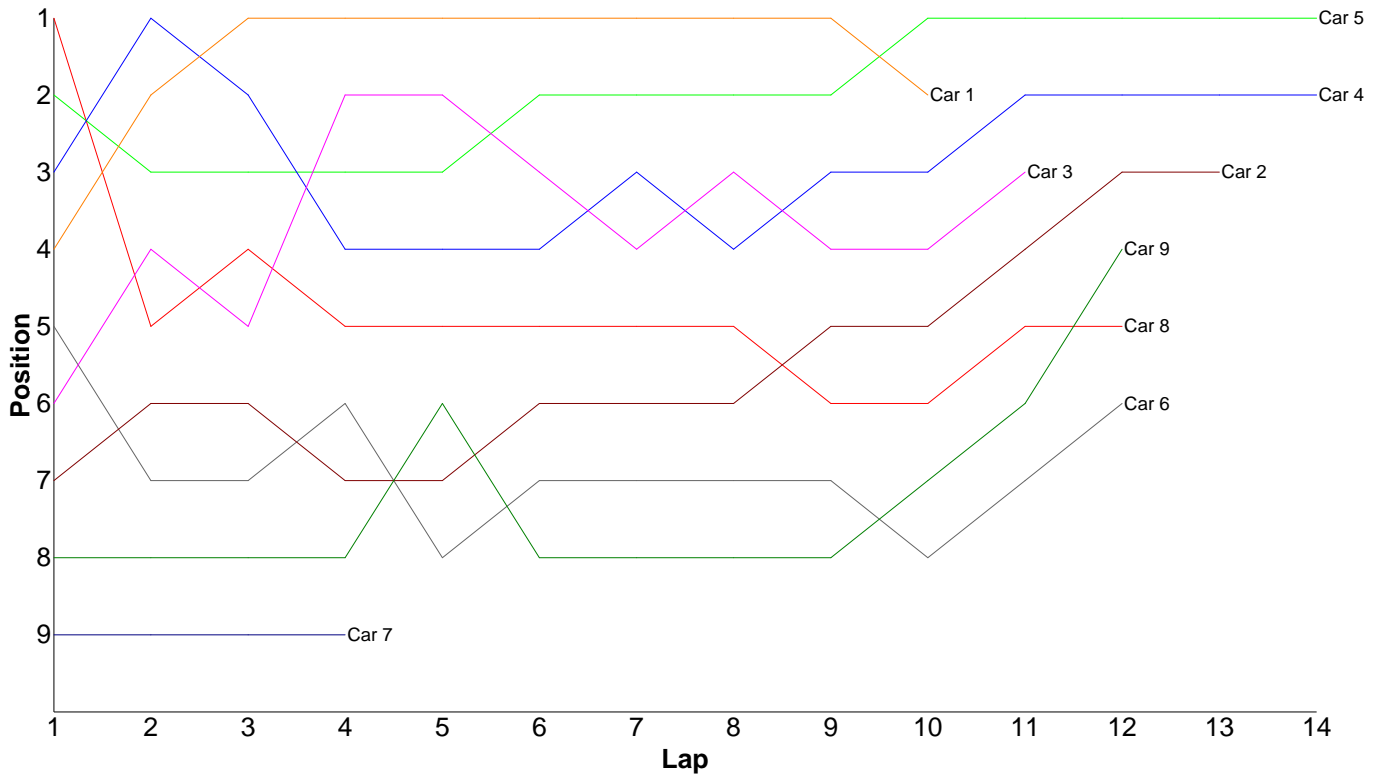
Lap	Car 1	Car 2	Car 3	Car 4	Car 5	Car 6
1	21.86	22.00	23.67	21.52	23.21	32.11
2	20.46	26.77	23.13	21.22	22.16	31.24
3	23.38	22.17	28.00	22.14	24.42	34.43
4	20.54	21.15	22.12	20.05	23.74	32.63
5	23.33	23.23	24.61	22.50	21.67	37.61
6	20.68	21.69	22.14	21.27	21.92	33.35
7	20.61	28.65	23.01	21.72	21.92	35.71
8	22.74	21.86	25.68	20.74	25.43	33.33
9	21.04	21.58	22.04	21.54	23.30	
10	20.68	26.59	23.54	24.66	22.56	
11	22.47	24.37	22.98	23.41	25.14	
12	20.47	30.14	24.04	20.92	22.26	
13	21.84	21.06	25.39	21.58	29.90	
14	22.25			20.97		
15						



Heat 3 - Round 3 (IC Scale Touring)

Pos	Car	Form	Name	Member Type	Result	Ave	Best
1	5		Gary Fuller	Guest	14 / 311.57	22.25	20.02
2	4	F2	Jon Wilkins	S2007	14 / 315.08	22.50	20.82
3	2	F2	Stephen Mills	S2007	13 / 319.78	24.59	21.57
4	9	F2	Les Mainwaring	S2008	12 / 303.49	25.29	19.66
5	8	F2	James Stone	S2007	12 / 305.61	25.46	20.90
6	6	F2	Jim Beesley	S2007	12 / 320.48	26.70	21.56
7	3	F2	Phillip Pullen	S2007	11 / 266.92	24.26	19.51
8	1	F2	Colin Taggart	S2007	10 / 222.91	22.29	20.54
9	7	F1	Michael Pilgram	J2008	4 / 119.78	29.94	16.61

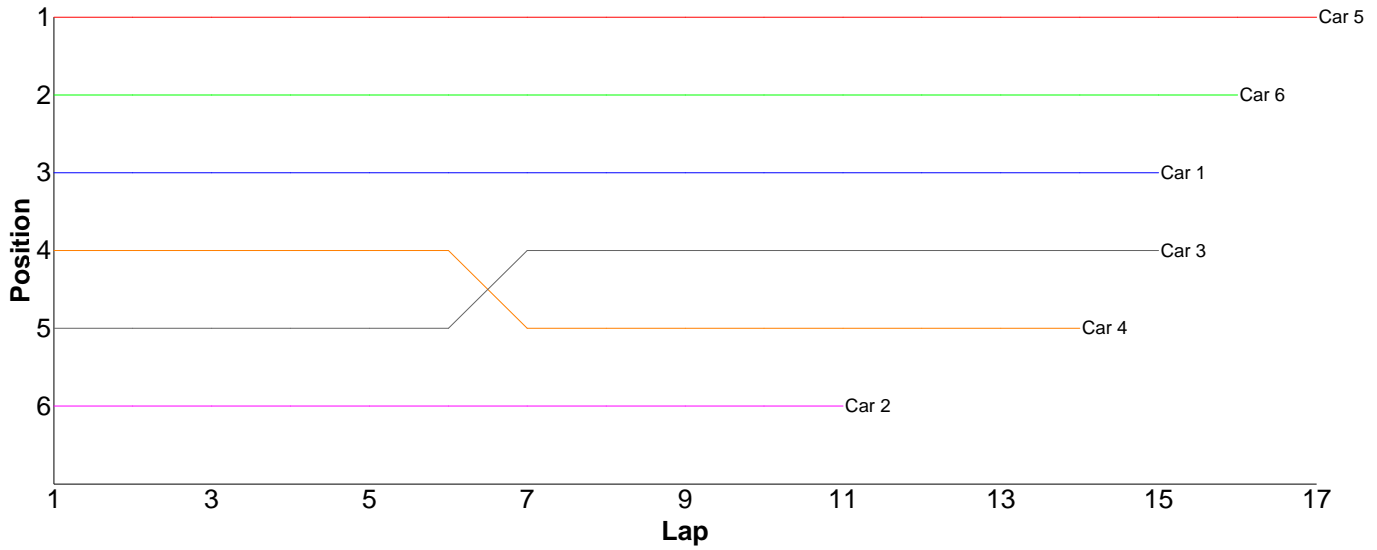
Lap	Car 1	Car 2	Car 3	Car 4	Car 5	Car 6	Car 7	Car 8	Car 9
1	23.35	26.06	24.57	22.57	21.38	24.37	37.57	20.90	27.14
2	21.07	26.05	22.21	20.82	24.79	28.16	39.77	26.13	32.73
3	22.22	23.29	22.64	24.42	21.71	25.95	25.83	21.82	22.70
4	22.14	27.55	21.35	24.60	22.90	22.91	16.61	24.45	21.52
5	20.91	26.45	20.58	22.05	21.76	31.07		25.28	22.37
6	20.89	25.78	26.44	24.18	21.45	23.28		26.02	50.95
7	20.54	21.87	24.20	22.19	21.63	21.56		26.27	20.14
8	20.94	21.98	19.51	21.29	21.26	22.09		22.80	21.74
9	22.86	27.59	29.28	22.50	24.02	38.12		40.93	19.66
10	27.99	24.67	24.18	23.44	20.02	34.98		22.67	21.51
11		21.88	31.96	20.92	22.94	23.97		21.29	21.23
12		25.04		20.82	25.71	24.02		27.05	21.80
13		21.57		22.27	20.40				
14				23.01	21.60				
15									



Heat 4 - Round 3 (<Pro Stock / Mod>)

Pos	Car	Form	Name	Member Type	Result	Ave	Best
1	5		Aaron Palmer	Guest	17 / 314.80	18.51	17.84
2	6	F1	Matthew Quinlisk	S2008	16 / 301.75	18.85	18.10
3	1	F1	Kevin Bissell	S2007	15 / 301.10	20.07	18.78
4	3	F1	Neil Talbot	S2008	15 / 317.08	21.13	20.09
5	4	F1	Dave Skelton	S2007	14 / 300.78	21.48	19.56
6	2		Brian Killick	Guest	11 / 303.52	27.59	20.85

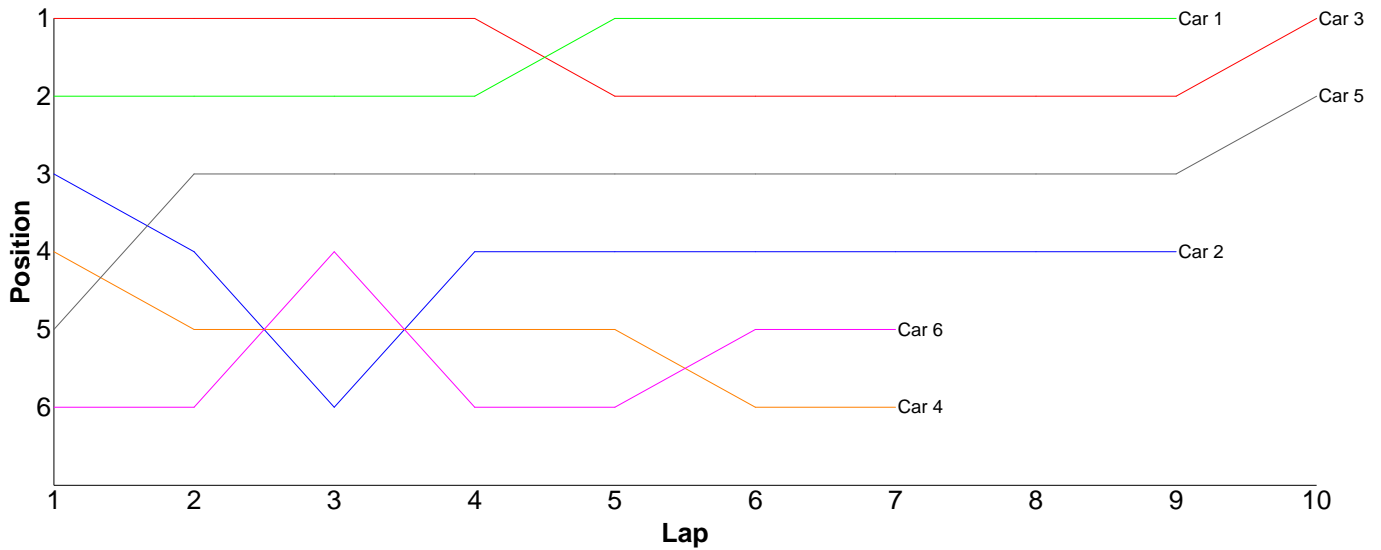
Lap	Car 1	Car 2	Car 3	Car 4	Car 5	Car 6
1	20.34	24.21	22.22	21.97	18.05	19.88
2	19.93	21.65	22.49	20.27	18.91	19.07
3	19.74	23.20	21.24	23.44	19.05	19.48
4	19.46	86.04	20.75	20.51	18.61	18.77
5	19.49	21.49	21.79	19.56	18.48	18.92
6	18.78	21.46	20.64	22.75	17.84	18.71
7	20.24	20.98	20.93	23.81	18.88	18.59
8	19.69	21.68	21.19	23.39	18.06	19.63
9	21.57	21.09	21.99	20.44	18.38	18.77
10	19.13	20.87	20.09	21.66	20.08	18.10
11	20.16	20.85	20.78	19.61	18.04	18.21
12	19.41		20.81	20.78	18.19	18.49
13	19.40		21.00	22.66	18.98	18.61
14	24.29		20.18	19.93	17.93	18.18
15	19.47		20.98		18.02	19.99
16					18.77	18.35
17					18.53	
18						



Heat 5 - Round 3 (Bikes)

Pos	Car	Form	Name	Member Type	Result	Ave	Best
1	3	F1	Neville Smith	S2007	10 / 300.82	30.08	26.77
2	5		Brian Foord	Guest	10 / 302.85	30.28	26.35
3	1		Simon Lancaster	Guest	9 / 259.05	28.78	25.96
4	2	F1	Matt Tims	S2007	9 / 316.77	35.19	27.89
5	6		Jack Foord	Guest	7 / 255.41	36.48	30.27
6	4		Peter Chang	Guest	7 / 286.30	40.90	31.82

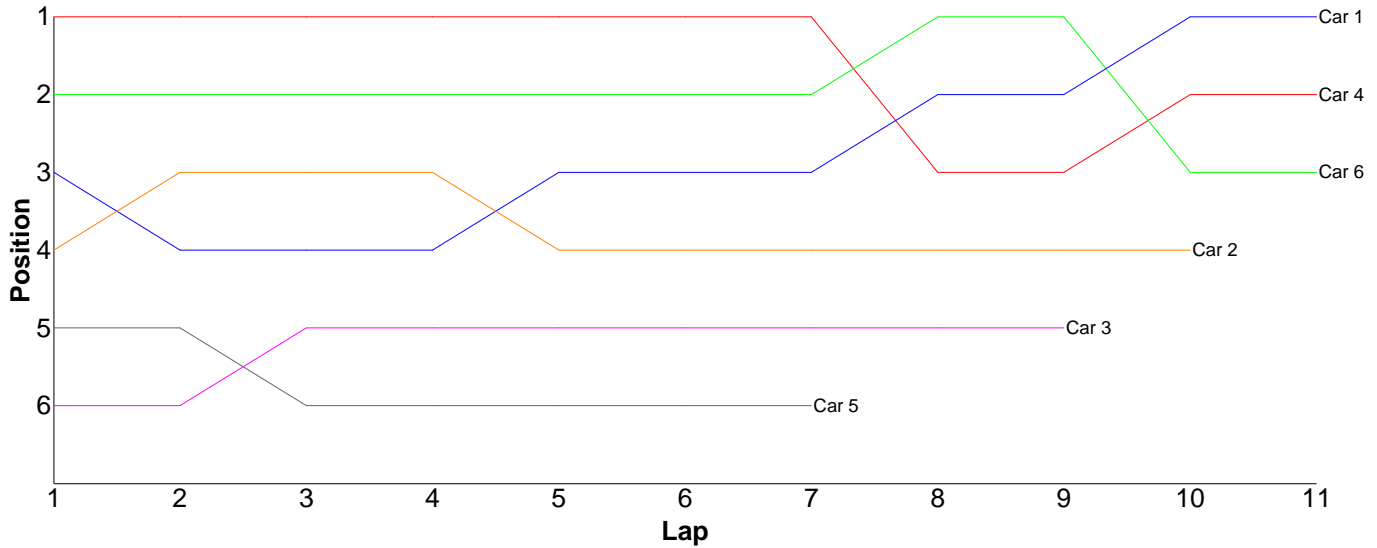
Lap	Car 1	Car 2	Car 3	Car 4	Car 5	Car 6
1	31.29	33.46	26.77	34.46	37.94	39.79
2	25.96	35.91	28.46	36.52	28.65	35.65
3	29.93	48.63	27.99	44.59	29.59	37.65
4	26.39	28.88	28.63	36.83	29.98	40.37
5	30.05	28.41	39.64	36.60	32.20	36.33
6	27.61	27.89	34.51	31.82	34.70	30.27
7	32.06	35.80	28.68	65.48	27.77	35.35
8	27.36	49.54	28.48		27.52	
9	28.40	28.25	27.94		26.35	
10			29.72		28.15	
11						



Heat 6 - Round 3 (Bikes)

Pos	Car	Form	Name	Member Type	Result	Ave	Best
1	1		Jevon Frost	Guest	11 / 303.01	27.54	24.72
2	4		Jamie Georgiades	Guest	11 / 304.36	27.66	25.46
3	6	F1	Scott Adderson	S2007	11 / 306.50	27.86	26.51
4	2	F1	Steve Leake	S2007	10 / 290.99	29.09	26.08
5	3	F1	Andy Carless	S2007	9 / 300.85	33.42	27.76
6	5	F1	Dave Tims	S2007	7 / 271.27	38.75	27.94

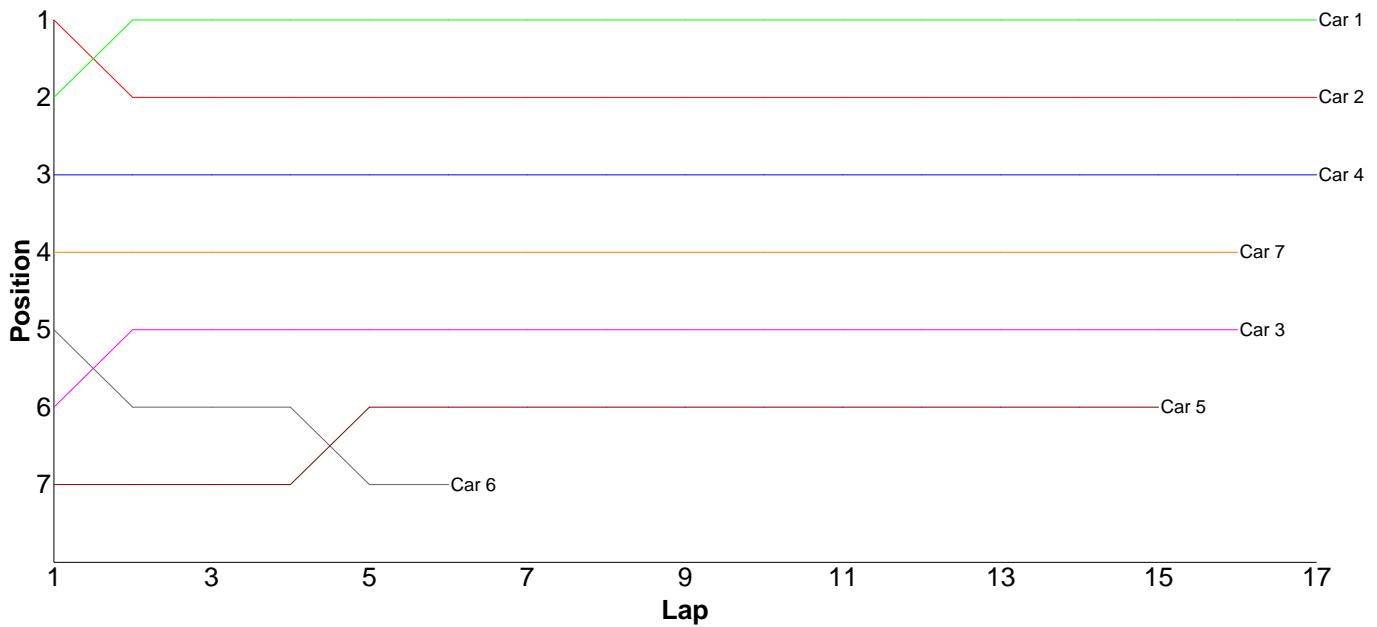
Lap	Car 1	Car 2	Car 3	Car 4	Car 5	Car 6
1	27.11	27.21	32.36	26.25	27.94	27.07
2	31.23	26.97	38.19	26.20	33.63	26.67
3	36.76	28.38	32.05	26.23	47.35	27.01
4	24.72	34.04	28.60	26.09	37.17	26.51
5	26.48	29.78	41.01	25.74	44.82	26.52
6	25.10	34.50	28.67	26.45	43.85	29.51
7	28.10	30.68	38.15	30.00	36.51	31.90
8	25.11	27.15	27.76	40.18		27.16
9	27.07	26.08	34.06	25.72		26.76
10	26.54	26.20		26.04		30.05
11	24.79			25.46		27.34
12						



Heat 7 - Round 3 (<Pro Stock / Mod>)

Pos	Car	Form	Name	Class	Member Type	Result	Ave	Best
1	1	F1	Glen Westwood	5 Cell Mod / BL	S2007	17 / 302.14	17.77	17.22
2	2	F1	Dan Ghibaldan	Pro-Stock	S2007	17 / 310.31	18.25	17.84
3	4		Mark Sadler	Pro-Stock	Guest	17 / 316.01	18.58	17.83
4	7	F1	Ori Sohachevsky	Pro-Stock	S2007	16 / 300.42	18.77	18.06
5	3	F1	Jay Westwood	Pro-Stock	S2007	16 / 309.44	19.34	17.73
6	5	F1	Nick Adams	Pro-Stock	S2007	15 / 315.25	21.01	19.09
7	6	F1	Nigel Moss	Pro-Stock	S2007	6 / 138.45	23.07	19.52

Lap	Car 1	Car 2	Car 3	Car 4	Car 5	Car 6	Car 7
1	18.78	18.18	20.86	19.10	23.02	20.05	19.53
2	17.79	18.53	18.38	18.87	24.14	20.99	18.93
3	18.09	18.57	19.15	18.56	19.61	19.52	18.42
4	17.67	18.37	18.09	18.05	20.24	26.21	18.85
5	17.86	18.40	24.57	18.70	20.01	20.65	18.58
6	18.10	18.25	18.98	18.06	19.83	31.03	18.11
7	17.60	18.09	18.04	18.62	19.26		19.10
8	17.85	18.24	18.28	18.94	19.44		18.06
9	17.89	17.86	18.14	18.13	20.99		19.39
10	17.64	18.37	18.13	17.83	25.87		19.49
11	17.29	18.40	17.73	18.51	20.43		18.48
12	17.94	17.95	18.06	20.29	21.09		19.62
13	17.63	18.28	19.30	18.32	19.09		18.29
14	17.60	18.58	18.04	18.75	22.03		18.07
15	17.59	17.84	25.66	18.38	20.20		19.20
16	17.60	18.45	18.03	18.83			18.30
17	17.22	17.95		18.07			
18							



Heat 8 - Round 3 (IC Scale Touring)

Pos	Car	Form	Name	Member Type	Result	Ave	Best
1	1	F1	Adrian Poole	S2007	15 / 304.97	20.33	18.63
2	6	F2	Chris Lay	S2007	15 / 308.07	20.53	19.09
3	2	F1	Iain Hollands	S2007	15 / 313.70	20.91	18.48
4	3	F1	John Zottl	S2007	14 / 303.76	21.69	18.38
5	5	F1	Barry Smith	S2008	13 / 310.42	23.87	22.09
6	7	F2	David Forsythe	S2007	13 / 321.55	24.73	21.55
7	8	F2	James Rumble	S2007	9 / 246.56	27.39	21.57
8	4	F1	Mark Sellars	S2007	0 / 0.00	0.00	0.00

Lap	Car 1	Car 2	Car 3	Car 4	Car 5	Car 6	Car 7	Car 8
1	19.03	20.26	53.06		23.29	27.22	26.14	27.85
2	19.76	28.38	19.37		23.71	19.60	22.91	21.57
3	21.44	19.52	21.73		22.11	20.77	22.11	21.90
4	18.68	18.94	19.13		22.09	19.34	28.04	21.85
5	18.63	19.62	19.13		23.07	19.88	24.56	25.96
6	20.58	18.48	18.96		24.44	19.69	21.55	34.52
7	19.62	20.33	19.73		25.94	19.58	28.11	31.05
8	19.35	28.02	18.38		28.04	21.58	25.73	33.10
9	20.63	19.80	19.08		24.66	19.39	22.58	28.76
10	20.61	24.46	19.07		25.47	20.29	28.34	
11	19.33	18.68	18.89		22.25	19.14	22.50	
12	18.84	18.63	19.27		22.22	21.83	25.63	
13	20.88	18.71	18.66		23.13	19.14	23.35	
14	20.56	21.08	19.30			19.09		
15	27.03	18.79				21.53		
16								

