

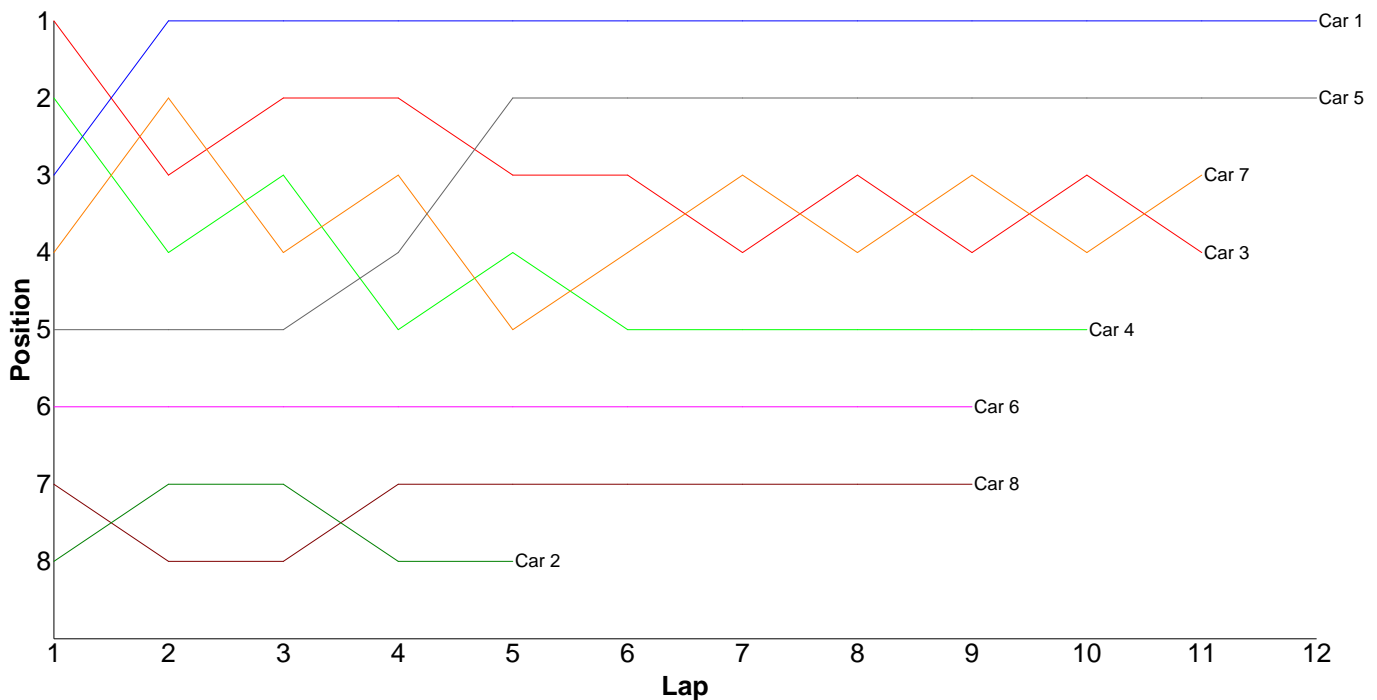
AMCC Winter Championship 2008/09 - Round 3: 2 Nov 08

Race Results

Heat 1 - Round 1 (Formula GT)

Pos	Car	Name	Result	Ave	Best
1	1	Rob Warren	12 / 308.60	25.71	24.38
2	5	Tim Webb	12 / 325.81	27.15	23.88
3	7	Brian Killick	11 / 319.20	29.01	24.49
4	3	Gerald Page	11 / 319.61	29.05	25.76
5	4	Dave Skelton	10 / 311.48	31.14	28.37
6	6	Andy Carless	9 / 311.30	34.58	30.59
7	8	Neil Talbot	9 / 316.38	35.15	25.82
8	2	Nigel Moss	5 / 207.64	41.52	28.57

Lap	Car 1	Car 2	Car 3	Car 4	Car 5	Car 6	Car 7	Car 8
1	31.94	44.39	29.76	30.75	34.52	39.14	32.92	43.76
2	26.45	31.84	32.42	31.62	30.03	30.62	27.85	42.62
3	24.79	28.57	29.76	32.03	34.31	30.59	36.43	28.11
4	24.71	47.27	27.60	30.22	25.30	42.30	25.37	34.24
5	24.76	55.57	30.97	28.37	25.89	31.78	32.58	43.73
6	25.10		30.50	35.34	25.36	32.38	27.39	26.61
7	25.07		29.80	29.18	24.02	30.84	27.27	38.03
8	26.57		28.50	32.03	27.11	39.60	32.05	33.46
9	24.87		28.44	29.08	24.66	34.05	24.49	25.82
10	24.57		26.10	32.86	24.69		27.81	
11	24.38		25.76		23.88		25.04	
12	25.39				26.04			
13								

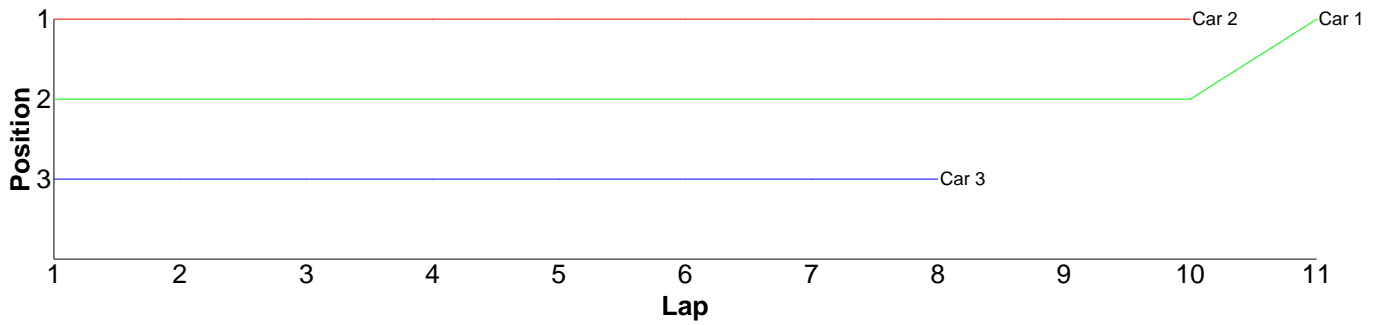


Heat 2 - Round 1 (Electric Sport)

Pos	Car	Name	Result	Ave	Best
1	1	Mark Brown	11 / 309.74	28.15	26.73
2	2	Jack Warren	10 / 273.55	27.35	25.36
3	3	Dawn Skelton	8 / 279.35	34.91	33.29
=4	4	Hannah Carless	0 / 0.00	0.00	0.00
=4	5	Justin Waddington	0 / 0.00	0.00	0.00

Lap	Car 1	Car 2	Car 3	Car 4	Car 5
-----	-------	-------	-------	-------	-------

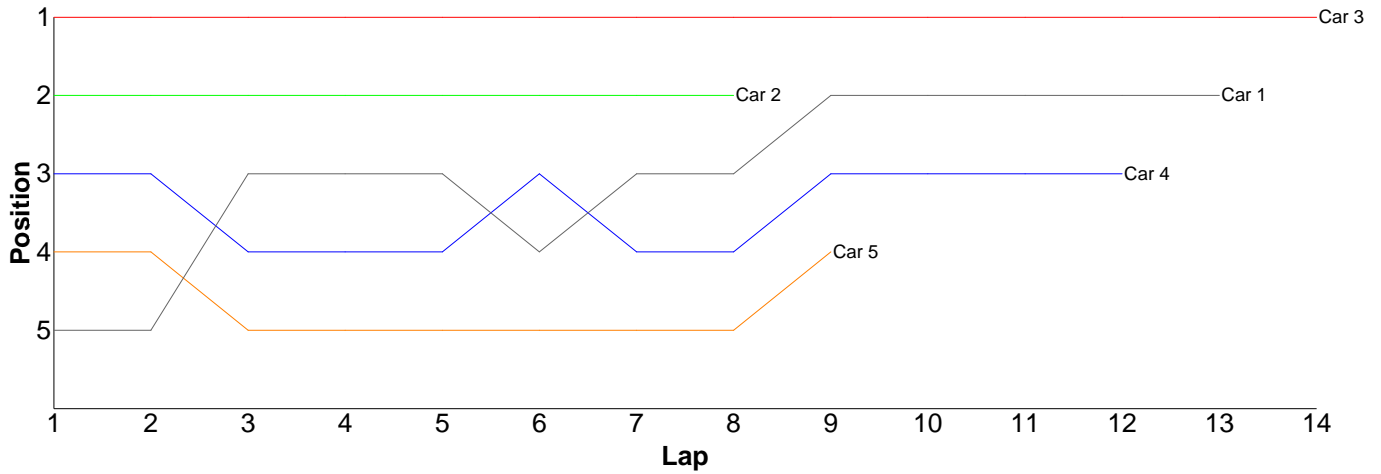
1	29.49	27.88	36.83		
2	27.47	25.91	33.40		
3	30.74	27.12	33.29		
4	27.31	27.85	33.48		
5	26.73	28.18	38.95		
6	27.28	31.23	35.26		
7	26.79	25.97	34.77		
8	31.62	25.65	33.37		
9	27.46	25.36			
10	27.53	28.40			
11	27.32				
12					



Heat 3 - Round 1 (Stock Touring)

Pos	Car	Name	Result	Ave	Best
1	3	Kieran Stokes	14 / 311.43	22.24	21.41
2	1	Mick Barnes	13 / 323.70	24.90	21.83
3	4	James Davis	12 / 312.31	26.02	23.88
4	5	Lee Smith	9 / 304.46	33.82	25.33
5	2	Craig Murrell	8 / 192.11	24.01	21.99

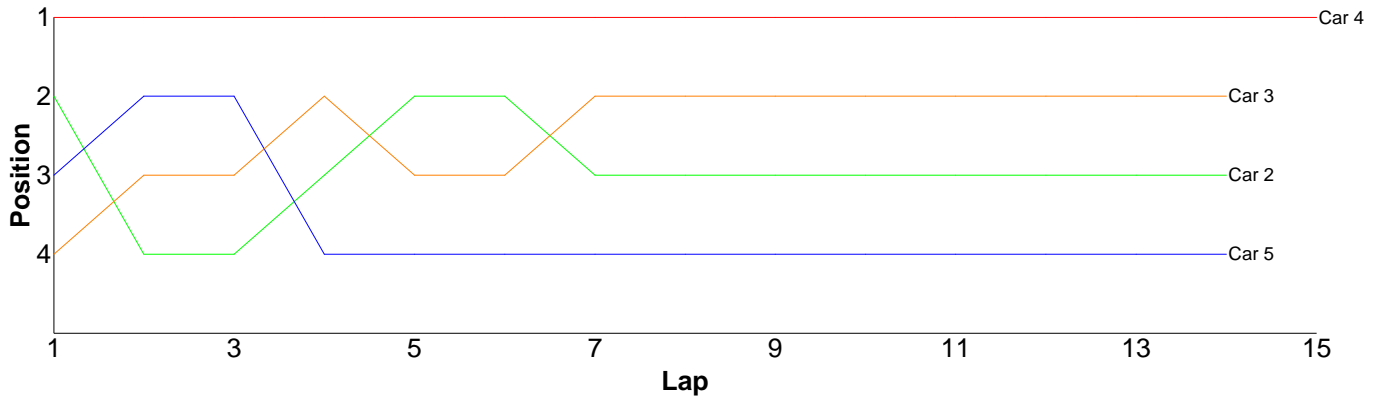
Lap	Car 1	Car 2	Car 3	Car 4	Car 5
1	33.32	25.52	22.35	28.47	29.09
2	24.25	22.06	22.35	26.75	26.97
3	28.28	21.99	22.26	30.92	33.32
4	25.95	25.95	22.12	26.46	29.13
5	24.00	22.57	21.57	24.36	35.91
6	26.20	24.21	25.94	24.56	39.90
7	22.90	22.58	21.82	24.97	26.11
8	23.48	27.23	21.71	24.15	58.70
9	21.83		22.12	23.88	25.33
10	23.72		21.41	25.68	
11	23.08		21.46	25.06	
12	22.64		22.27	27.05	
13	24.05		22.13		
14			21.92		
15					



Heat 4 - Round 1 (Stock Touring)

Pos	Car	Name	Result	Ave	Best
1	4	Jon Wilkins	15 / 313.32	20.88	20.07
2	3	Ian Cairns	14 / 301.42	21.53	20.87
3	2	Kevin Bissell	14 / 302.73	21.62	20.53
4	5	Scott Stokes	14 / 316.62	22.61	21.12
=5	1	Nigel Moss	0 / 0.00	0.00	0.00
=5	6	Robin Francis	0 / 0.00	0.00	0.00

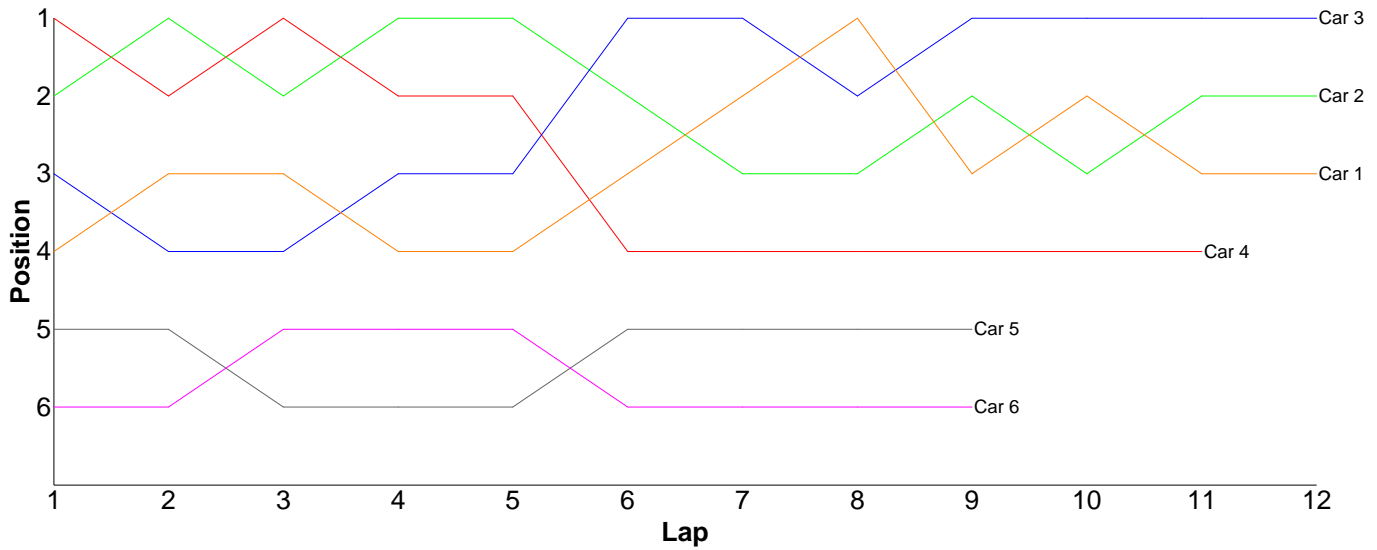
Lap	Car 1	Car 2	Car 3	Car 4	Car 5	Car 6
1		20.83	22.16	20.62	21.12	
2		24.13	22.68	20.43	22.56	
3		22.43	22.07	20.96	21.54	
4		20.87	21.27	20.22	26.38	
5		20.70	21.32	20.18	21.30	
6		20.89	20.87	20.76	21.35	
7		24.34	21.55	20.07	22.00	
8		21.53	21.95	20.63	21.58	
9		22.06	20.92	20.77	22.22	
10		21.01	21.21	24.26	21.28	
11		21.19	21.56	21.17	24.64	
12		21.23	21.67	20.87	21.68	
13		20.53	20.91	20.62	26.95	
14		20.99	21.28	21.19	22.02	
15				20.57		
16						



Heat 5 - Round 1 (Bikes)

Pos	Car	Name	Result	Ave	Best
1	3	Andy Carless	12 / 319.16	26.59	25.79
2	2	Roki Read	12 / 320.18	26.68	24.25
3	1	Steve Leake	12 / 321.00	26.75	25.39
4	4	Graham Clarke	11 / 322.44	29.31	24.68
5	5	Chris Groom	9 / 304.27	33.80	25.78
6	6	Peter Chang	9 / 315.01	35.00	29.54

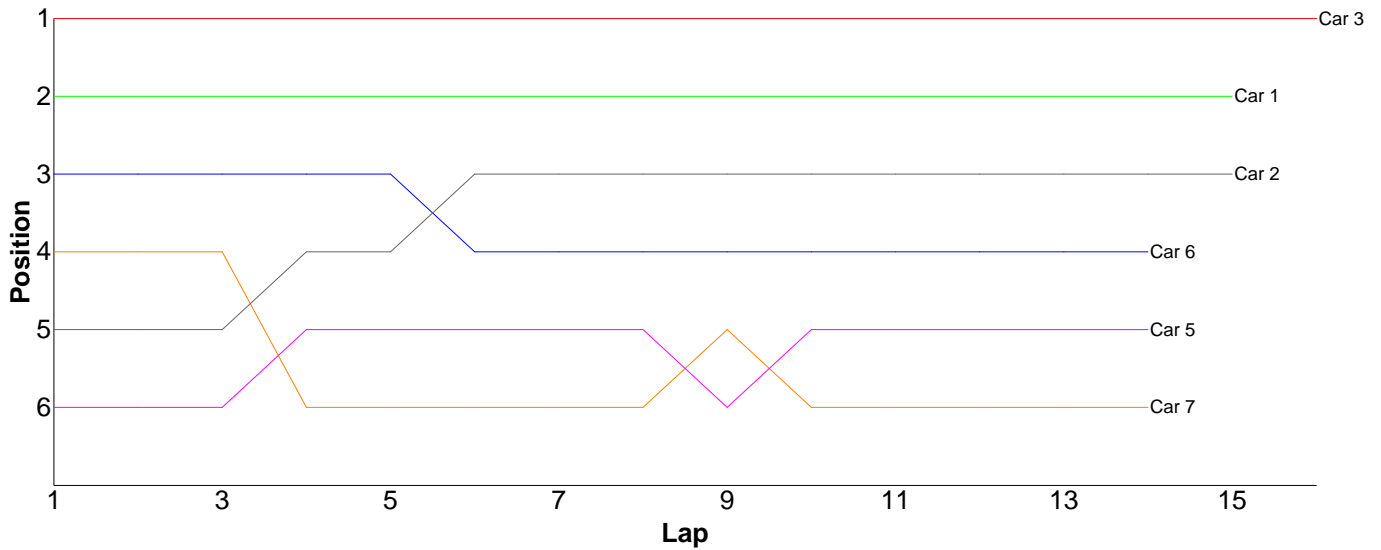
Lap	Car 1	Car 2	Car 3	Car 4	Car 5	Car 6
1	26.36	25.16	26.22	25.08	26.47	42.78
2	25.39	25.08	26.62	25.37	26.71	42.24
3	25.55	25.29	26.49	24.77	76.91	37.16
4	33.35	28.26	26.22	29.37	26.95	33.15
5	25.78	25.98	26.11	25.51	32.91	29.54
6	25.58	29.08	26.39	37.47	27.32	36.93
7	26.11	31.74	26.38	40.53	25.78	30.17
8	26.21	24.25	30.14	24.68	26.08	32.61
9	28.81	26.23	25.93	25.32	35.14	30.43
10	26.15	28.66	25.88	38.67		
11	26.15	24.50	26.99	25.67		
12	25.56	25.95	25.79			
13						



Heat 6 - Round 1 (Pro-Stock)

Pos	Car	Name	Result	Ave	Best
1	3	Ori Sohachevsky	16 / 317.26	19.82	19.30
2	1	Nick Adams	15 / 302.09	20.13	19.72
3	2	Remo Casadei	15 / 320.37	21.35	19.98
4	6	Brian Killick	14 / 300.20	21.44	19.95
5	5	Jamie Vassallo	14 / 313.62	22.40	19.87
6	7	Neil Talbot	14 / 316.99	22.64	21.02
7	4	Dave Skelton	0 / 0.00	0.00	0.00

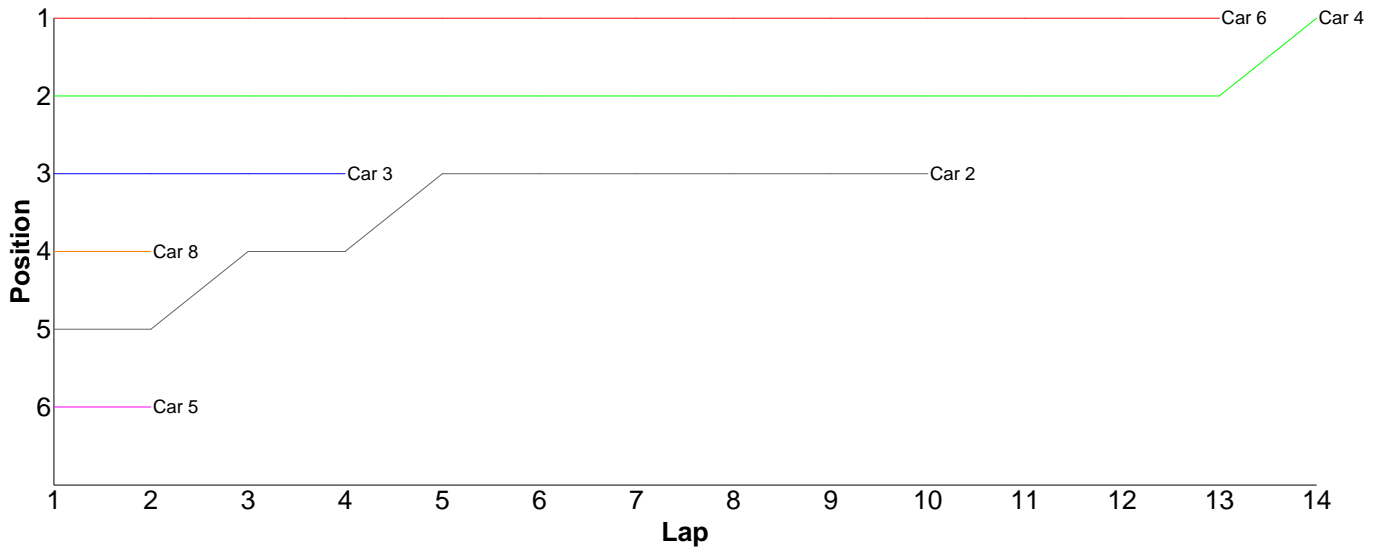
Lap	Car 1	Car 2	Car 3	Car 4	Car 5	Car 6	Car 7
1	20.62	23.33	19.85		27.34	22.07	22.19
2	20.97	22.30	19.57		20.38	20.68	21.12
3	20.18	20.31	19.52		20.46	20.60	21.12
4	20.24	20.45	19.51		20.18	20.71	25.23
5	20.04	20.92	19.94		19.87	19.95	22.04
6	20.02	20.11	19.49		21.53	24.95	21.02
7	20.08	20.15	19.91		20.41	20.80	25.41
8	20.38	20.58	19.82		25.67	24.22	22.04
9	19.72	19.98	19.54		25.64	20.47	21.04
10	19.97	25.27	22.01		20.39	20.94	26.10
11	19.80	20.03	20.77		26.27	21.97	21.03
12	20.06	20.32	19.80		20.05	20.06	22.29
13	19.85	21.74	19.35		20.65	22.29	24.50
14	20.19	21.88	19.54		24.78	20.49	21.86
15	19.97	23.00	19.30				
16			19.34				
17							



Heat 7 - Round 1 (<IC Nitro>)

Pos	Car	Name	Class	Result	Ave	Best
1	4	Phillip Pullen	IC Touring	14 / 323.57	23.11	21.40
2	6	Mark Fagan	IC Touring	13 / 291.73	22.44	20.62
3	2	David Forsythe	IC Touring	10 / 311.45	31.14	20.79
4	3	James Rumble	IC Touring	4 / 132.89	33.22	27.61
5	8	Derek Brown	IC Touring	2 / 97.79	48.89	46.87
6	5	Mark Brown	IC Touring	2 / 327.20	163.60	28.51
=7	1	Iain Hollands	IC Outlaw	0 / 0.00	0.00	0.00
=7	7	Colin Taggart	IC Touring	0 / 0.00	0.00	0.00
=7	9	Manuel Jose	IC Touring	0 / 0.00	0.00	0.00

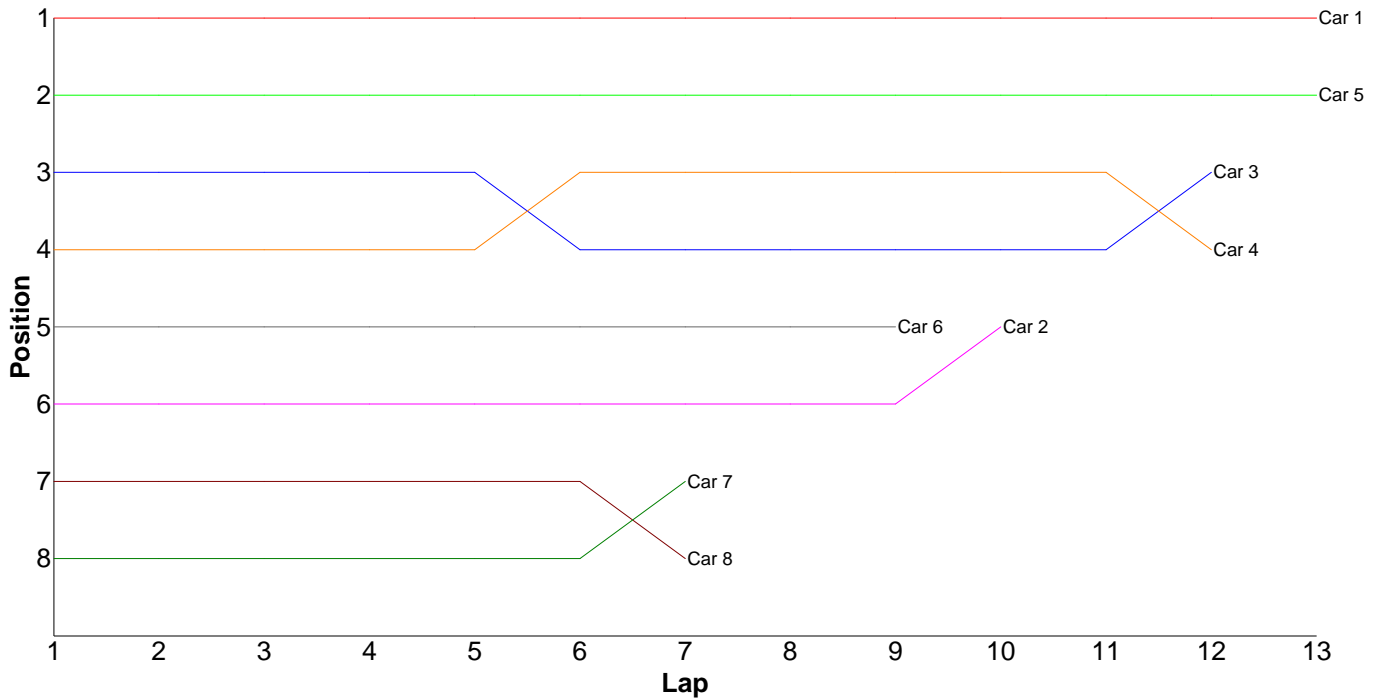
Lap	Car 1	Car 2	Car 3	Car 4	Car 5	Car 6	Car 7	Car 8	Car 9
1		106.24	38.64	22.78	298.69	21.22		46.87	
2		21.23	31.80	22.73	28.51	21.47		50.92	
3		28.06	27.61	23.04		20.62			
4		22.34	34.84	23.82		22.44			
5		22.37		21.78		22.53			
6		22.53		21.41		21.62			
7		21.96		23.97		22.61			
8		20.79		28.91		26.99			
9		21.30		23.77		21.87			
10		24.63		21.64		22.20			
11				22.16		21.12			
12				21.40		21.05			
13				21.81		25.99			
14				24.35					
15									



Heat 1 - Round 2 (Formula GT)

Pos	Car	Name	Result	Ave	Best
1	1	Rob Warren	13 / 313.65	24.12	22.81
2	5	Tim Webb	13 / 316.22	24.32	22.66
3	3	Gerald Page	12 / 323.36	26.94	24.30
4	4	Dave Skelton	12 / 323.62	26.96	24.34
5	2	Nigel Moss	10 / 308.42	30.84	23.49
6	6	Andy Carless	9 / 275.70	30.63	28.27
7	7	Brian Killick	7 / 316.07	45.15	25.10
8	8	Neil Talbot	7 / 317.32	45.33	26.43

Lap	Car 1	Car 2	Car 3	Car 4	Car 5	Car 6	Car 7	Car 8
1	23.15	76.06	25.81	28.81	23.82	39.45	152.63	132.75
2	23.30	23.81	27.08	31.56	23.58	29.76	27.44	32.14
3	22.81	34.08	28.89	26.64	25.43	29.24	25.46	26.43
4	26.95	24.40	24.83	26.66	24.03	29.27	25.10	31.95
5	23.51	25.76	25.52	24.34	23.38	28.31	28.77	26.76
6	23.25	23.88	31.17	24.84	25.43	29.50	30.39	39.68
7	23.50	23.49	25.00	24.74	25.11	33.31	26.28	27.61
8	27.42	23.79	29.99	24.92	25.74	28.27		
9	24.56	27.14	24.62	30.35	23.92	28.59		
10	23.11	26.01	26.55	25.26	23.67			
11	23.49		29.60	27.14	25.70			
12	23.61		24.30	28.36	22.66			
13	24.99				23.75			
14								

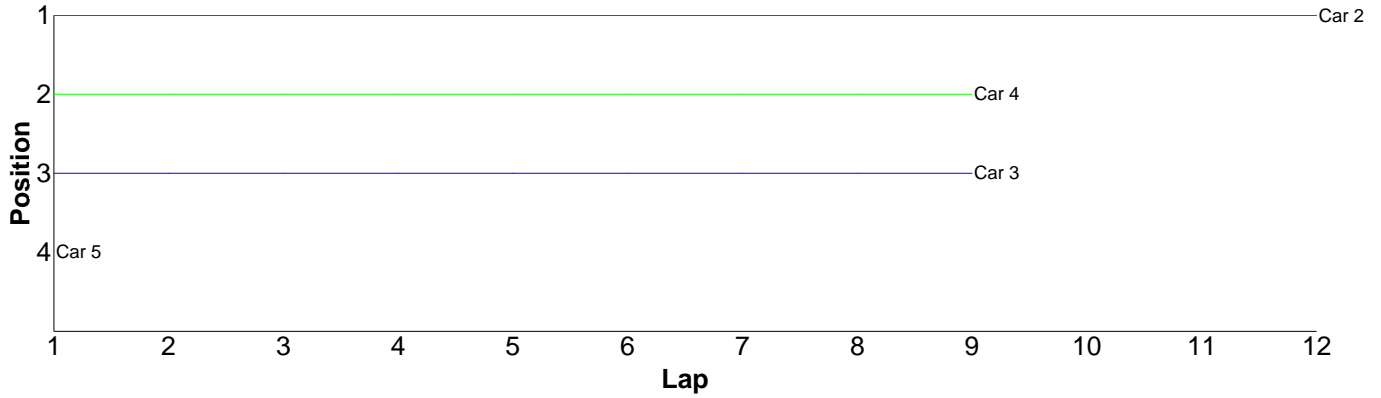


Heat 2 - Round 2 (Electric Sport)

Pos	Car	Name	Result	Ave	Best
1	2	Jack Warren	12 / 315.14	26.26	24.52
2	4	Hannah Carless	9 / 322.88	35.87	34.44
3	3	Dawn Skelton	9 / 325.44	36.16	32.47
4	5	Justin Waddington	1 / 125.54	125.54	125.54
5	1	Mark Brown	0 / 0.00	0.00	0.00

Lap	Car 1	Car 2	Car 3	Car 4	Car 5
-----	-------	-------	-------	-------	-------

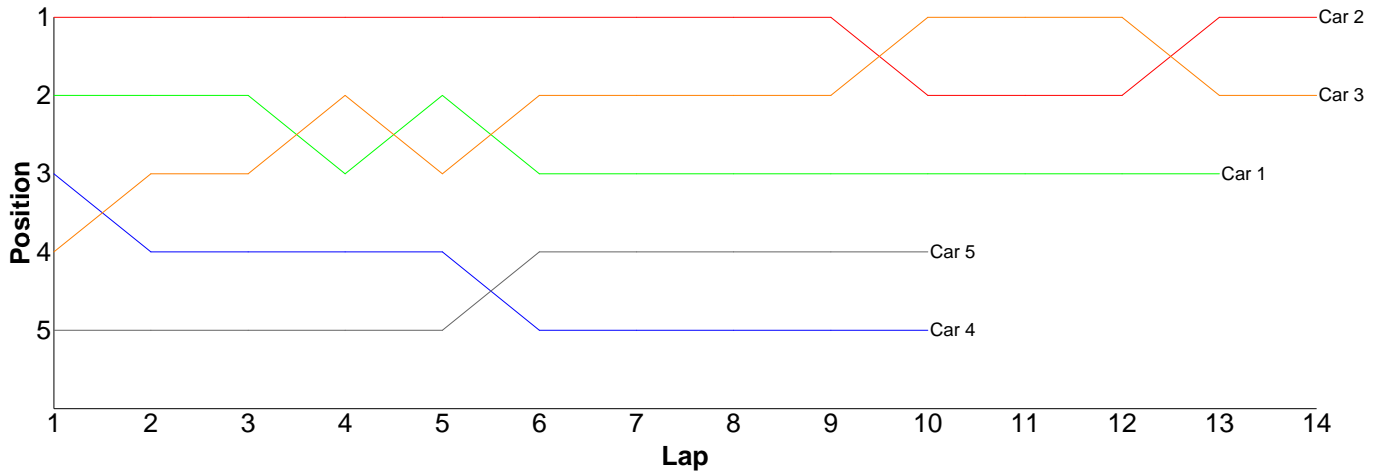
1		25.89	36.33	36.00	125.54
2		25.28	35.80	34.92	
3		25.91	43.24	35.03	
4		25.77	35.12	35.50	
5		30.77	32.91	36.56	
6		26.38	43.05	36.39	
7		25.08	33.07	34.44	
8		26.75	32.47	36.27	
9		26.84	33.45	37.77	
10		25.95			
11		24.52			
12		26.00			
13					



Heat 3 - Round 2 (Stock Touring)

Pos	Car	Name	Result	Ave	Best
1	2	Craig Murrell	14 / 318.07	22.71	21.06
2	3	Kieran Stokes	14 / 320.81	22.91	21.39
3	1	Mick Barnes	13 / 318.54	24.50	21.66
4	5	Lee Smith	10 / 311.21	31.12	23.41
5	4	James Davis	10 / 314.30	31.43	26.03

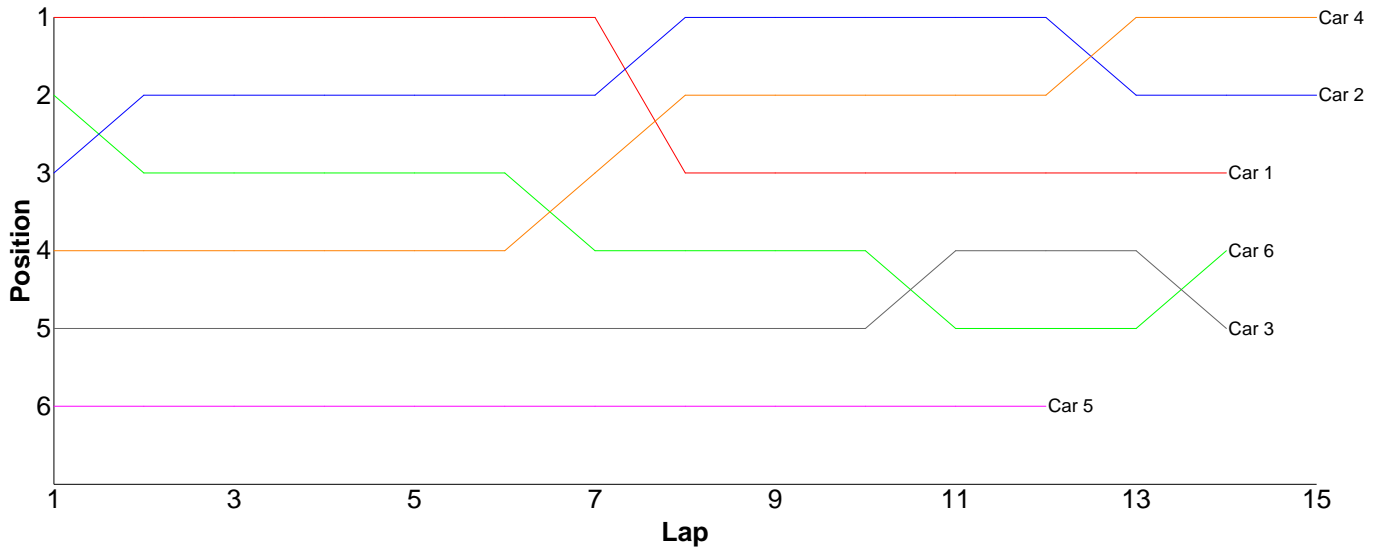
Lap	Car 1	Car 2	Car 3	Car 4	Car 5
1	22.91	22.62	29.04	28.13	35.11
2	23.82	21.69	21.64	26.55	26.53
3	26.66	23.76	24.88	32.81	36.15
4	24.33	21.92	21.48	26.03	25.10
5	21.76	21.93	22.68	31.20	29.21
6	32.41	22.00	21.65	32.96	23.41
7	23.36	21.74	21.45	40.33	34.03
8	26.30	21.78	22.10	38.62	44.03
9	22.05	21.70	21.39	31.04	31.18
10	22.06	30.40	21.46	26.63	26.46
11	23.99	23.52	22.06		
12	21.66	21.06	24.09		
13	27.23	22.76	24.76		
14		21.19	22.13		
15					



Heat 4 - Round 2 (Stock Touring)

Pos	Car	Name	Result	Ave	Best
1	4	Jon Wilkins	15 / 319.04	21.26	19.95
2	2	Kevin Bissell	15 / 320.12	21.34	20.66
3	1	Nigel Moss	14 / 305.31	21.80	20.18
4	6	Robin Francis	14 / 315.22	22.51	21.11
5	3	Ian Cairns	14 / 317.32	22.66	20.28
6	5	Scott Stokes	12 / 311.41	25.95	20.24

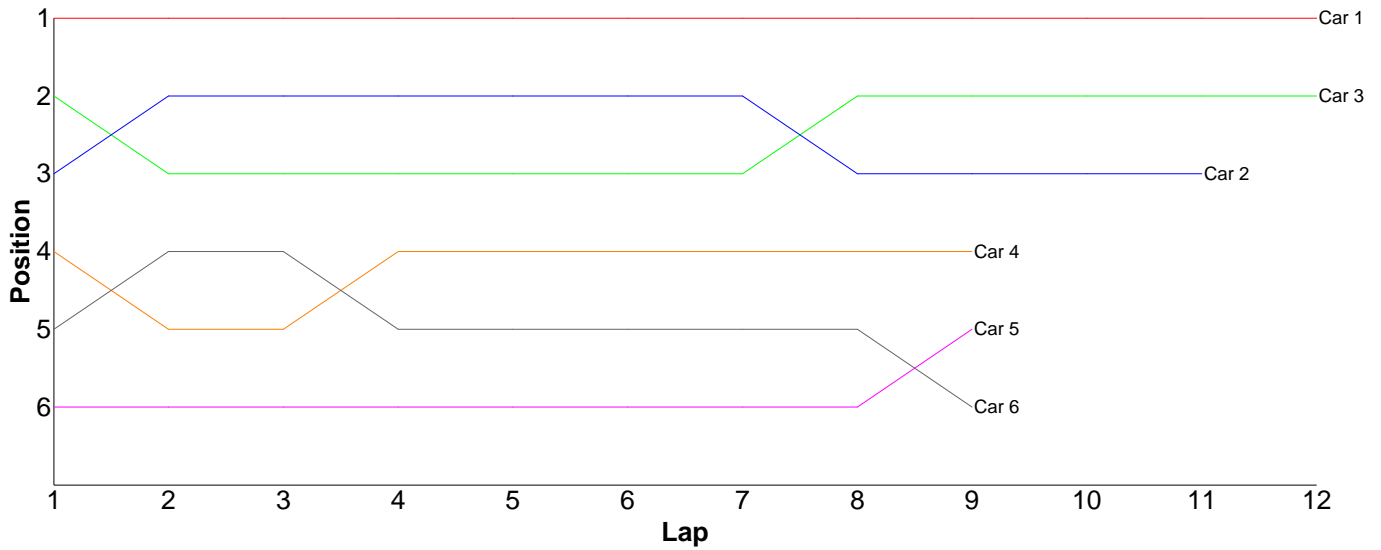
Lap	Car 1	Car 2	Car 3	Car 4	Car 5	Car 6
1	21.17	23.93	34.69	29.71	58.14	21.88
2	20.69	20.76	22.53	20.68	21.64	23.28
3	22.22	20.90	20.28	19.95	21.52	21.17
4	20.18	21.43	22.14	20.09	21.09	21.47
5	20.19	20.66	20.91	19.97	22.09	21.24
6	22.55	20.76	21.68	21.64	21.41	22.86
7	20.46	20.69	21.17	20.36	24.32	21.21
8	26.04	21.34	21.42	20.88	22.01	29.20
9	24.56	20.81	22.69	23.41	20.24	21.61
10	20.47	22.61	20.85	20.06	30.20	23.20
11	21.36	20.76	20.65	20.63	28.22	22.18
12	22.70	22.26	20.41	20.47	20.53	21.43
13	20.81	21.44	20.72	20.21		23.38
14	21.91	21.02	27.18	20.19		21.11
15		20.75		20.79		
16						



Heat 5 - Round 2 (Bikes)

Pos	Car	Name	Result	Ave	Best
1	1	Steve Leake	12 / 306.39	25.53	24.97
2	3	Andy Carless	12 / 316.34	26.36	24.30
3	2	Roki Read	11 / 301.65	27.42	24.33
4	4	Graham Clarke	9 / 318.70	35.41	24.90
5	5	Chris Groom	9 / 324.38	36.04	24.65
6	6	Peter Chang	9 / 325.76	36.19	28.73

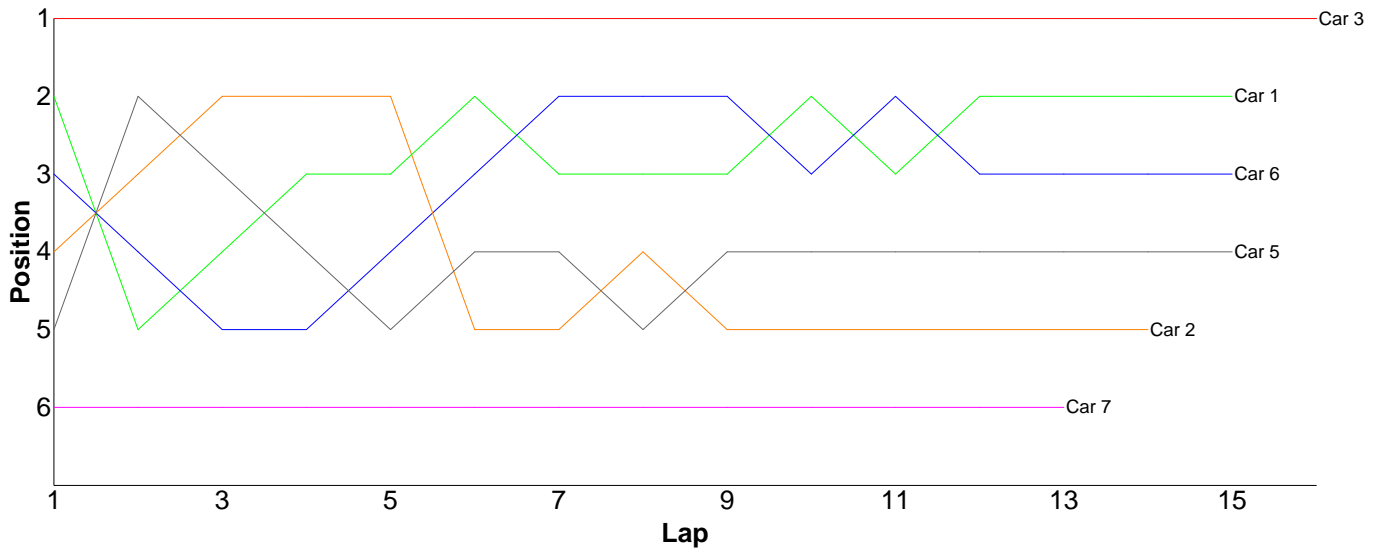
Lap	Car 1	Car 2	Car 3	Car 4	Car 5	Car 6
1	25.24	31.88	25.48	46.50	87.79	47.50
2	26.25	25.10	35.46	48.99	34.14	31.39
3	25.70	26.12	25.96	34.11	48.83	41.63
4	25.55	25.53	26.35	24.90	25.74	35.88
5	25.66	29.25	26.40	29.77	24.65	28.95
6	25.56	25.74	26.02	33.65	24.86	34.75
7	25.41	24.33	25.40	26.23	26.74	32.92
8	24.97	30.18	25.07	45.68	26.01	44.01
9	25.26	33.86	25.12	28.87	25.62	28.73
10	25.73	24.90	24.30			
11	25.72	24.76	25.51			
12	25.34		25.27			
13						



Heat 6 - Round 2 (Pro-Stock)

Pos	Car	Name	Result	Ave	Best
1	3	Ori Sohachevsky	16 / 310.23	19.38	18.66
2	1	Nick Adams	15 / 305.24	20.34	19.22
3	6	Brian Killick	15 / 308.44	20.56	19.38
4	5	Jamie Vassallo	15 / 321.72	21.44	19.29
5	2	Remo Casadei	14 / 320.00	22.85	19.37
6	7	Neil Talbot	13 / 303.87	23.37	20.86
7	4	Dave Skelton	0 / 0.00	0.00	0.00

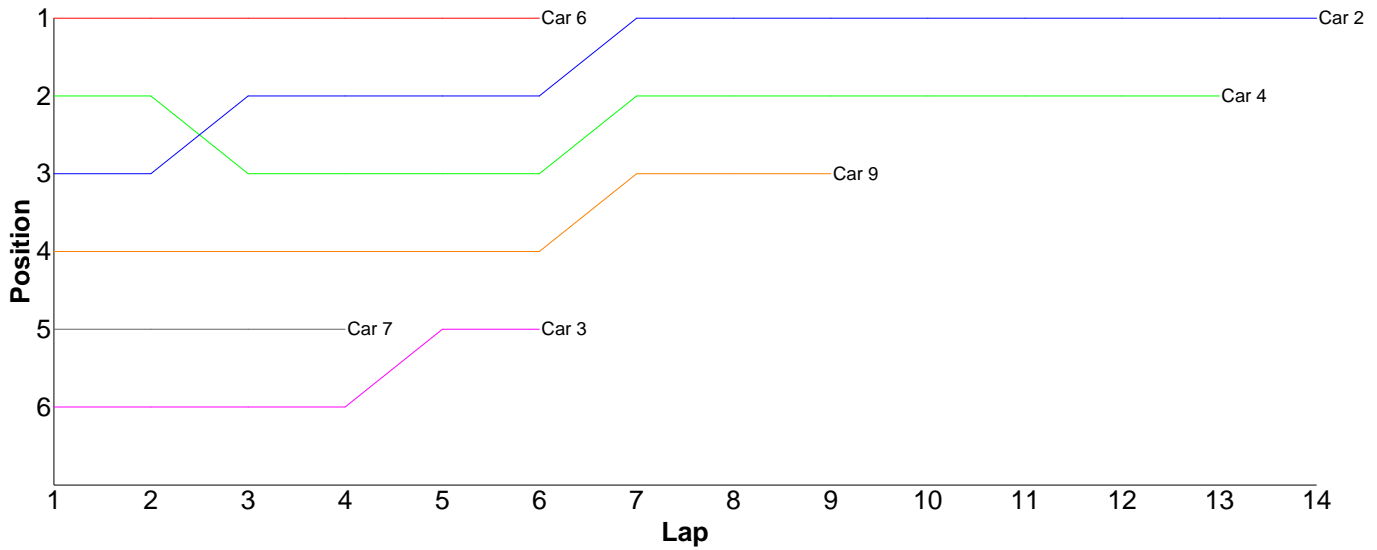
Lap	Car 1	Car 2	Car 3	Car 4	Car 5	Car 6	Car 7
1	19.91	20.33	19.46		20.58	20.26	21.81
2	22.01	19.65	19.03		19.29	20.30	20.86
3	19.51	19.86	19.21		21.07	21.28	21.98
4	20.11	20.27	19.54		22.22	21.48	22.13
5	19.24	19.37	19.21		21.54	19.81	25.90
6	20.47	29.95	18.82		20.05	19.38	20.86
7	23.52	20.52	18.92		23.65	21.52	20.86
8	20.23	21.50	19.05		23.77	19.82	25.42
9	19.74	28.41	19.46		19.46	19.71	30.64
10	19.36	19.50	18.66		22.05	21.69	22.32
11	22.02	20.73	18.86		20.76	19.99	23.35
12	19.22	29.50	18.80		22.59	20.73	22.15
13	19.57	20.87	23.52		20.56	20.19	25.59
14	20.47	29.54	19.17		20.23	21.06	
15	19.86		19.25		23.90	21.22	
16			19.27				
17							



Heat 7 - Round 2 (<IC Nitro>)

Pos	Car	Name	Class	Result	Ave	Best
1	2	David Forsythe	IC Touring	14 / 303.38	21.67	19.97
2	4	Phillip Pullen	IC Touring	13 / 301.20	23.16	21.33
3	9	Manuel Jose	IC Touring	9 / 313.02	34.78	25.22
4	6	Mark Fagan	IC Touring	6 / 133.95	22.32	20.78
5	3	James Rumble	IC Touring	6 / 300.45	50.07	21.46
6	7	Colin Taggart	IC Touring	4 / 177.72	44.43	24.20
=7	1	Iain Hollands	IC Outlaw	0 / 0.00	0.00	0.00
=7	5	Mark Brown	IC Touring	0 / 0.00	0.00	0.00
=7	8	Derek Brown	IC Touring	0 / 0.00	0.00	0.00

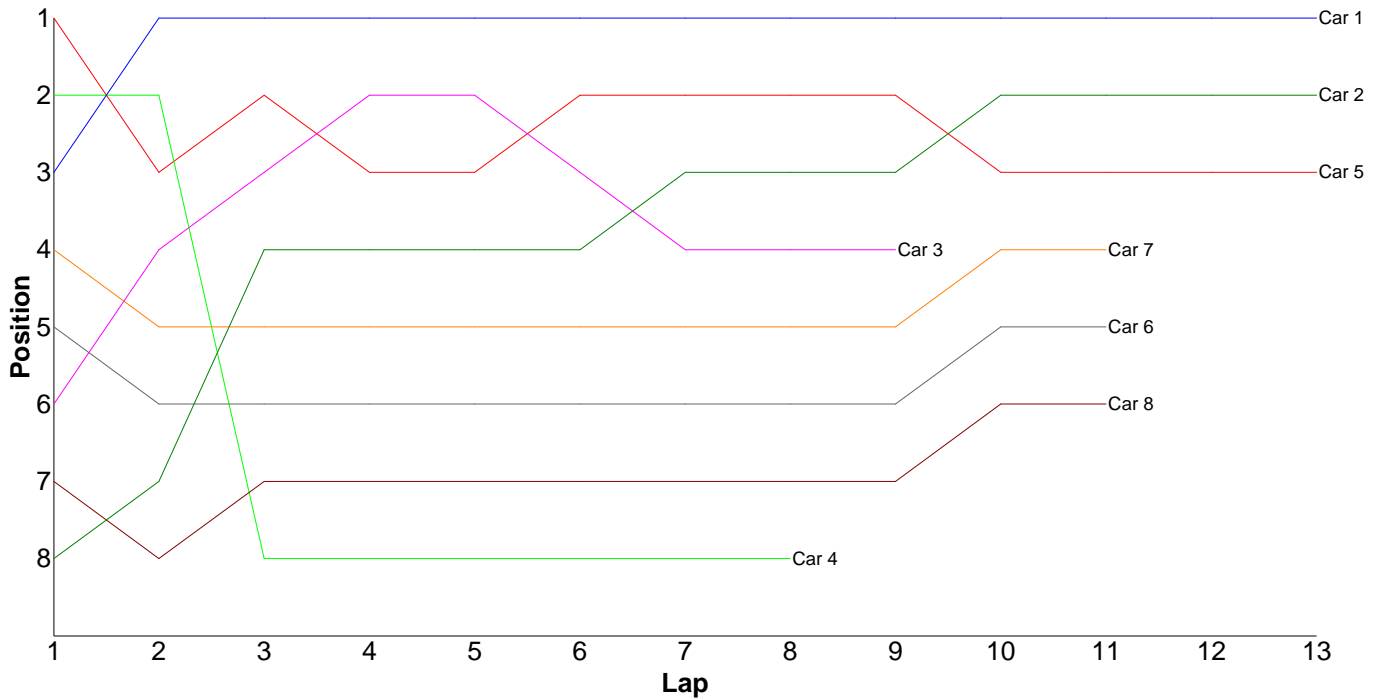
Lap	Car 1	Car 2	Car 3	Car 4	Car 5	Car 6	Car 7	Car 8	Car 9
1		25.53	186.69	23.11		20.84	91.20		75.95
2		23.44	21.73	24.95		24.97	36.39		33.65
3		21.85	22.64	23.51		21.25	24.20		25.35
4		21.74	21.46	23.15		20.78	25.93		31.76
5		22.13	23.00	22.90		22.22			30.22
6		20.59	24.93	21.33		23.89			36.76
7		23.37		23.62					25.46
8		20.35		25.25					25.22
9		22.17		22.35					28.65
10		20.77		22.24					
11		20.17		21.50					
12		20.30		23.26					
13		19.97		24.03					
14		21.00							
15									



Heat 1 - Round 3 (Formula GT)

Pos	Car	Name	Result	Ave	Best
1	1	Rob Warren	13 / 303.12	23.31	21.94
2	2	Nigel Moss	13 / 318.81	24.52	22.44
3	5	Tim Webb	13 / 320.60	24.66	23.34
4	7	Brian Killick	11 / 301.92	27.44	23.60
5	6	Andy Carless	11 / 310.74	28.24	26.57
6	8	Neil Talbot	11 / 325.75	29.61	25.10
7	3	Gerald Page	9 / 238.32	26.48	22.87
8	4	Dave Skelton	8 / 312.70	39.08	24.74

Lap	Car 1	Car 2	Car 3	Car 4	Car 5	Car 6	Car 7	Car 8
1	25.80	32.71	30.16	25.14	23.68	27.88	27.84	31.40
2	22.18	26.44	24.63	26.72	28.87	30.00	28.92	32.36
3	22.41	22.82	23.96	107.59	24.94	27.94	27.36	32.84
4	23.00	23.34	22.87	35.20	24.43	28.08	24.39	33.48
5	21.94	25.50	24.03	29.31	26.30	26.87	26.54	29.20
6	22.22	25.23	30.12	25.05	25.29	31.72	26.60	25.47
7	22.84	23.05	27.19	38.95	23.94	28.14	23.60	25.10
8	23.04	24.00	29.45	24.74	23.87	26.83	29.21	32.03
9	23.29	23.21	25.91		24.38	26.57	30.95	29.96
10	22.60	22.44			23.86	26.58	29.26	27.75
11	22.64	23.07			23.52	30.13	27.25	26.16
12	27.61	23.25			23.34			
13	23.55	23.75			24.18			
14								

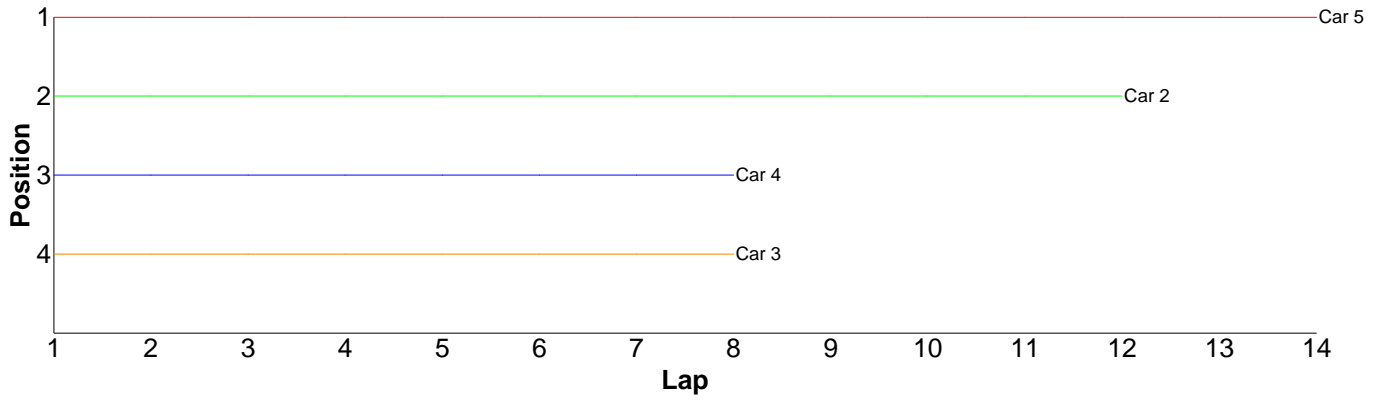


Heat 2 - Round 3 (Electric Sport)

Pos	Car	Name	Result	Ave	Best
1	5	Justin Waddington	14 / 320.15	22.86	21.81
2	2	Jack Warren	12 / 316.70	26.39	24.11
3	4	Hannah Carless	8 / 303.82	37.97	35.05
4	3	Dawn Skelton	8 / 329.87	41.23	30.63
5	1	Mark Brown	0 / 0.00	0.00	0.00

Lap	Car 1	Car 2	Car 3	Car 4	Car 5
-----	-------	-------	-------	-------	-------

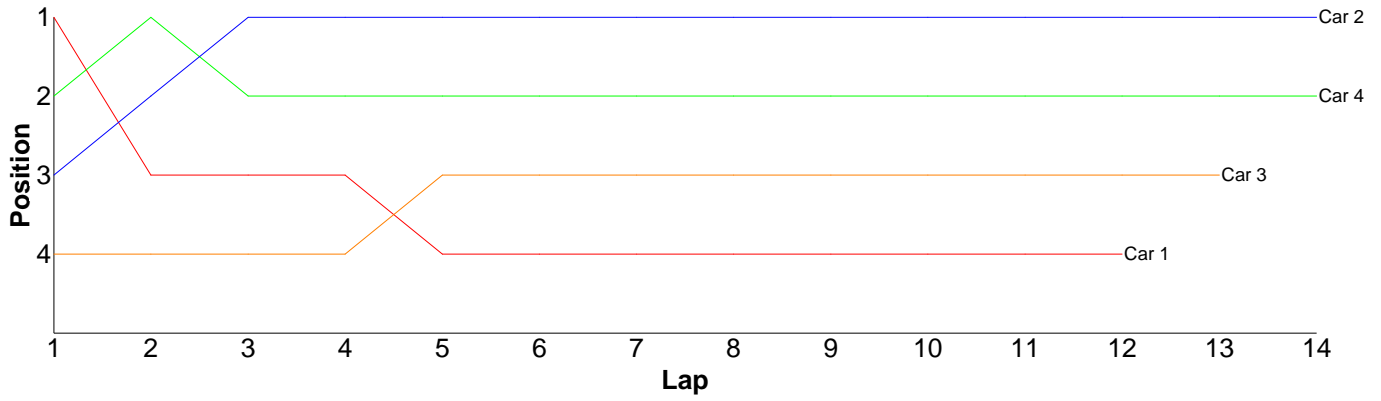
1		27.18	89.49	37.66	22.74
2		24.58	40.85	35.05	22.26
3		26.09	39.09	40.93	22.66
4		24.11	33.99	35.87	28.93
5		25.46	30.63	35.29	22.44
6		31.17	30.91	40.05	22.62
7		25.54	31.65	43.27	22.15
8		25.61	33.26	35.70	21.86
9		27.73			22.18
10		27.85			22.48
11		26.49			22.68
12		24.89			22.21
13					23.13
14					21.81
15					



Heat 3 - Round 3 (Stock Touring)

Pos	Car	Name	Result	Ave	Best
1	2	Craig Murrell	14 / 313.90	22.42	20.02
2	4	James Davis	14 / 317.19	22.65	21.18
3	3	Kieran Stokes	13 / 318.68	24.51	20.62
4	1	Mick Barnes	12 / 310.26	25.85	21.06
5	5	Lee Smith	0 / 0.00	0.00	0.00

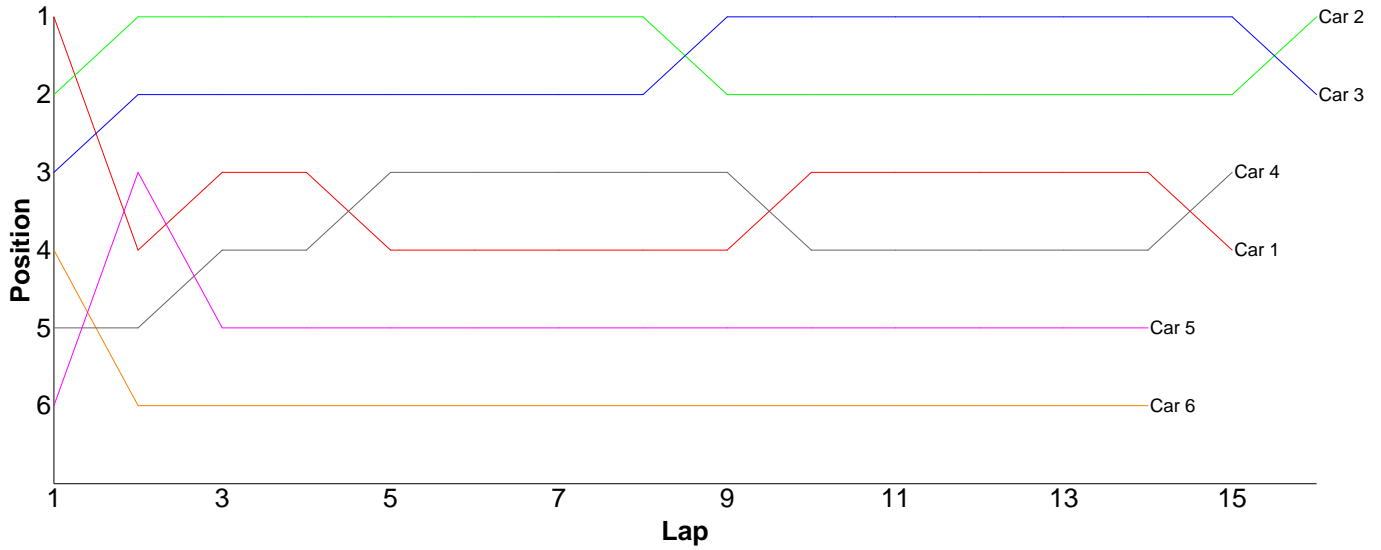
Lap	Car 1	Car 2	Car 3	Car 4	Car 5
1	21.71	24.75	32.34	23.10	
2	29.59	20.25	28.47	21.18	
3	30.58	20.53	22.12	24.97	
4	22.28	20.02	25.71	21.77	
5	39.89	22.33	22.01	21.99	
6	21.06	21.69	21.20	28.08	
7	25.27	20.72	21.17	21.70	
8	21.65	21.96	21.08	22.76	
9	23.22	28.60	27.16	21.45	
10	28.73	25.23	27.68	21.78	
11	22.78	24.30	21.25	22.55	
12	23.50	21.09	20.62	21.65	
13		21.29	27.87	21.95	
14		21.14		22.26	
15					



Heat 4 - Round 3 (Stock Touring)

Pos	Car	Name	Result	Ave	Best
1	2	Kevin Bissell	16 / 319.36	19.96	19.11
2	3	Ian Cairns	16 / 322.74	20.17	19.51
3	4	Jon Wilkins	15 / 311.08	20.73	19.08
4	1	Nigel Moss	15 / 311.97	20.79	19.13
5	5	Scott Stokes	14 / 302.58	21.61	19.54
6	6	Robin Francis	14 / 317.94	22.71	19.69

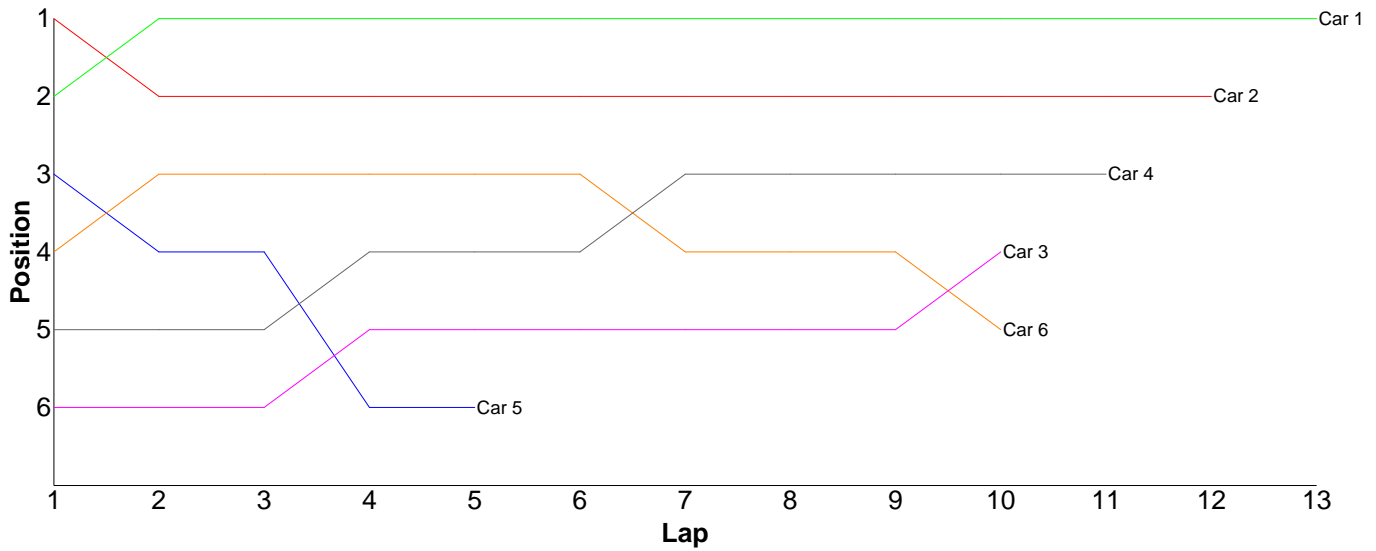
Lap	Car 1	Car 2	Car 3	Car 4	Car 5	Car 6
1	19.13	19.44	19.58	20.06	20.61	19.69
2	27.00	19.71	20.11	26.11	25.13	26.51
3	19.60	19.98	19.62	20.33	21.72	23.57
4	19.89	19.51	19.91	21.48	20.94	26.41
5	23.56	20.01	19.86	19.08	20.98	22.46
6	20.09	19.64	19.84	20.47	20.70	20.42
7	19.84	19.36	19.66	20.27	20.56	21.44
8	19.32	19.11	20.48	19.72	23.05	23.10
9	19.38	24.76	19.51	20.14	21.10	23.13
10	19.66	19.76	20.10	22.94	19.54	23.30
11	20.16	19.33	19.97	21.69	20.92	21.76
12	19.47	20.08	20.74	20.01	20.35	20.74
13	21.42	19.84	20.06	19.22	26.02	19.89
14	22.44	19.61	20.08	19.89	20.96	25.52
15	21.01	19.37	19.53	19.67		
16		19.85	23.69			
17						



Heat 5 - Round 3 (Bikes)

Pos	Car	Name	Result	Ave	Best
1	1	Steve Leake	13 / 320.61	24.66	24.14
2	2	Roki Read	12 / 310.77	25.89	23.56
3	4	Graham Clarke	11 / 316.98	28.81	24.05
4	3	Andy Carless	10 / 311.60	31.16	24.76
5	6	Peter Chang	10 / 312.33	31.23	27.88
6	5	Chris Groom	5 / 209.01	41.80	26.29

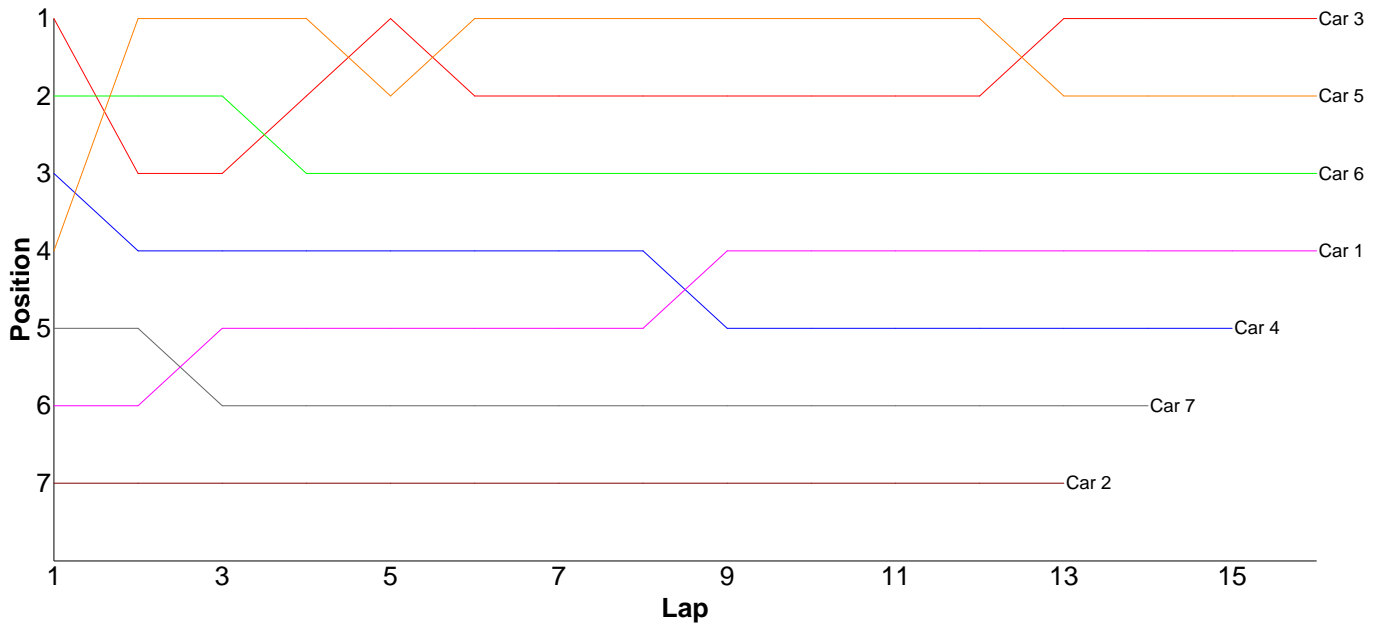
Lap	Car 1	Car 2	Car 3	Car 4	Car 5	Car 6
1	25.32	24.38	68.62	64.03	26.29	28.61
2	24.16	34.05	26.49	26.22	46.87	30.80
3	25.23	25.05	24.76	24.95	30.93	29.29
4	24.14	23.76	27.18	24.52	76.00	32.76
5	24.31	24.70	24.85	24.25	28.92	32.20
6	24.25	24.08	30.86	27.45		31.33
7	24.62	27.72	26.20	24.81		31.40
8	24.80	24.29	32.93	24.05		35.25
9	24.77	23.56	24.86	25.94		32.81
10	25.21	30.43	24.85	24.42		27.88
11	25.18	24.14		26.34		
12	24.37	24.61				
13	24.25					
14						



Heat 6 - Round 3 (Pro-Stock)

Pos	Car	Name	Result	Ave	Best
1	3	Ori Sohachevsky	16 / 301.89	18.86	17.77
2	5	Jamie Vassallo	16 / 309.56	19.34	17.98
3	6	Brian Killick	16 / 311.83	19.48	18.57
4	1	Nick Adams	16 / 312.49	19.53	18.05
5	4	Dave Skelton	15 / 309.09	20.60	18.63
6	7	Neil Talbot	14 / 302.82	21.63	19.86
7	2	Remo Casadei	13 / 309.53	23.81	18.78

Lap	Car 1	Car 2	Car 3	Car 4	Car 5	Car 6	Car 7
1	22.34	23.26	18.85	20.14	20.48	20.00	21.32
2	21.53	21.60	22.86	21.91	19.26	20.39	21.09
3	20.66	35.34	18.26	20.38	19.19	19.47	26.00
4	21.22	21.59	18.32	19.73	19.02	20.31	20.40
5	18.62	26.69	18.37	20.43	19.03	20.00	20.54
6	21.60	18.78	19.83	18.63	17.98	19.09	21.28
7	18.39	21.68	21.97	21.56	18.21	19.58	19.93
8	19.88	18.98	18.56	21.32	21.14	18.66	19.86
9	18.50	20.06	17.96	18.93	19.10	19.66	23.29
10	18.89	29.73	18.18	21.76	18.90	18.57	25.55
11	18.41	24.93	18.64	19.46	18.55	18.78	20.65
12	18.05	27.34	18.10	18.96	18.94	18.82	20.00
13	18.60	19.55	18.29	19.72	19.09	19.06	22.54
14	19.09		17.91	27.30	21.71	19.88	20.37
15	18.46		18.02	18.86	19.00	19.69	
16	18.25		17.77		19.96	19.87	
17							



Heat 7 - Round 3 (<IC Nitro>)

Pos	Car	Name	Class	Result	Ave	Best
1	4	Phillip Pullen	IC Touring	16 / 318.97	19.93	18.94
2	6	Mark Fagan	IC Touring	15 / 315.05	21.00	18.69
3	3	James Rumble	IC Touring	14 / 306.54	21.89	18.47
4	2	David Forsythe	IC Touring	12 / 309.87	25.82	18.86
5	9	Manuel Jose	IC Touring	12 / 316.82	26.40	22.67
6	7	Colin Taggart	IC Touring	10 / 264.50	26.45	20.24
=7	1	Iain Hollands	IC Outlaw	0 / 0.00	0.00	0.00
=7	5	Mark Brown	IC Touring	0 / 0.00	0.00	0.00
=7	8	Derek Brown	IC Touring	0 / 0.00	0.00	0.00

Lap	Car 1	Car 2	Car 3	Car 4	Car 5	Car 6	Car 7	Car 8	Car 9
1		19.47	21.66	19.27		19.21	38.73		25.46
2		21.96	33.89	22.02		19.23	24.72		25.62
3		18.86	19.05	20.36		19.23	31.50		30.74
4		20.75	19.62	19.82		28.17	27.34		29.14
5		19.47	19.87	20.12		28.09	26.39		22.67
6		22.70	28.80	20.66		19.40	20.97		23.58
7		19.25	19.04	19.53		18.99	20.43		26.62
8		19.47	19.08	19.08		19.29	20.80		33.03
9		89.26	19.30	20.68		24.82	20.24		24.06
10		19.04	18.47	19.81		18.74	33.38		25.23
11		19.32	27.46	20.15		19.37			24.79
12		20.32	22.69	19.99		19.41			25.88
13			18.55	19.35		19.39			
14			19.06	19.10		18.69			
15				18.94		23.02			
16				20.09					
17									

