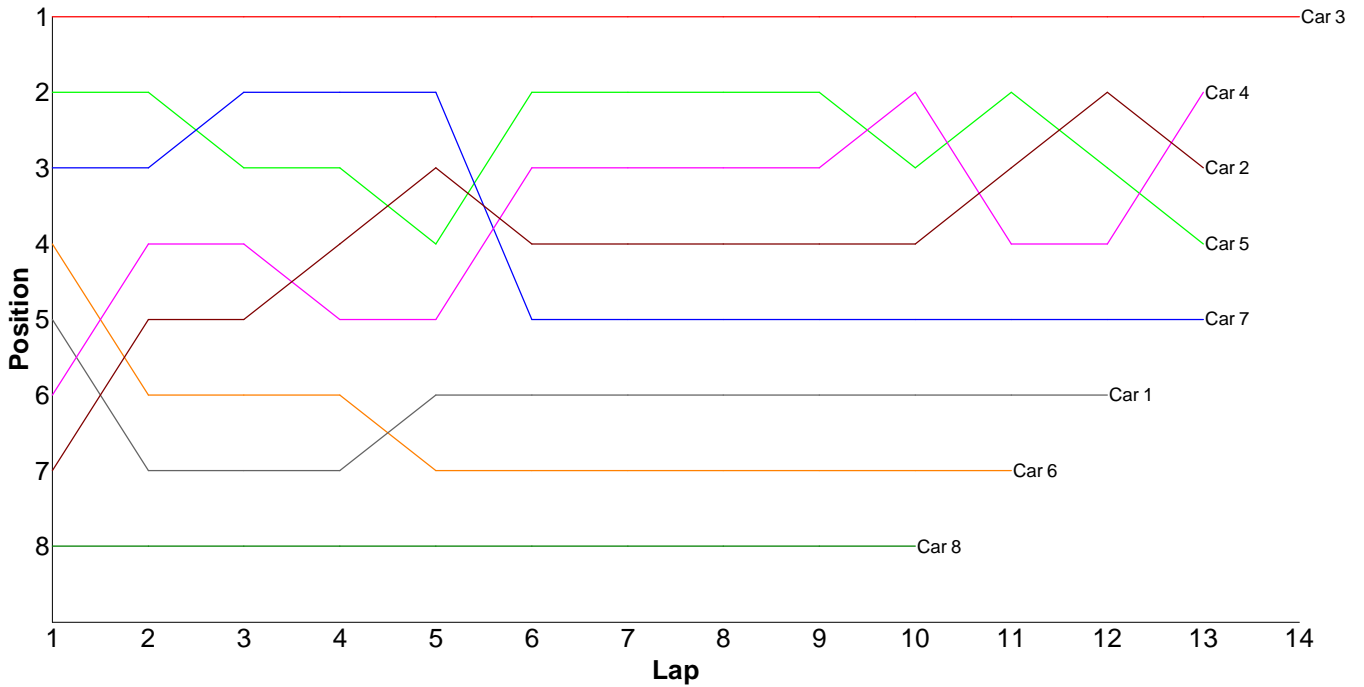


Formula GT - A Final Leg 1

Pos	Car	Form	Name	Member Type	Car Make	Result	Ave	Best
1	3	F3	Nigel Moss	S2008	Tamiya	14 / 307.05	21.93	12.96
2	4	F3	Gerald Page	S2008	Associated	13 / 313.89	24.14	20.26
3	2	F4	Tim Webb	S2008	Tamiya	13 / 314.17	24.16	22.18
4	5	F3	Dave Skelton	S2008	Tamiya	13 / 318.06	24.46	15.01
5	7		Andy Carless	S2008	HPI	13 / 321.20	24.70	16.92
6	1		Rob Warren	S-Guest - B	Associated	12 / 325.47	27.12	19.81
7	6		Brian Killick	S2008	Tamiya	11 / 332.94	30.26	19.36
8	8		Neil Talbot	S2008	Tamiya	10 / 312.70	31.27	26.47

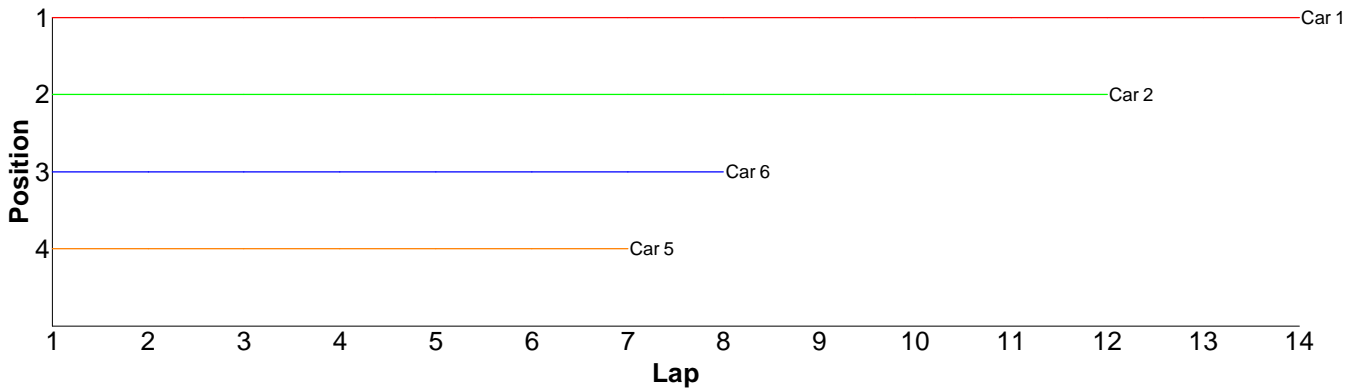
Lap	Car 1	Car 2	Car 3	Car 4	Car 5	Car 6	Car 7	Car 8
1	19.81	23.43	12.96	20.26	15.01	19.36	16.92	26.47
2	31.05	22.18	21.50	24.27	22.33	28.23	24.12	31.85
3	26.25	23.54	21.18	23.24	30.23	27.42	24.72	29.30
4	25.70	22.43	22.11	24.27	23.39	25.85	24.41	41.05
5	25.23	23.84	22.72	26.96	25.75	32.54	24.87	40.10
6	24.49	27.84	22.67	22.59	23.34	36.58	30.95	26.66
7	25.51	25.33	21.66	23.63	23.06	26.19	26.28	28.83
8	27.30	27.10	21.82	22.49	23.78	34.42	26.68	26.94
9	29.81	23.21	22.36	23.27	22.96	38.95	24.56	29.20
10	31.26	23.18	21.50	22.78	28.74	28.26	24.30	32.30
11	27.35	23.09	21.43	32.99	26.42	35.14	24.14	
12	31.71	23.53	24.33	23.43	25.12		24.46	
13		25.47	28.43	23.71	27.93		24.79	
14			22.38					
15								



<Stock / Sport> - B Final Leg 1

Pos	Car	Form	Name	Class	Member Type	Car Make	Result	Ave
1	1		Justin Waddington	Electric Sport	S-Guest - A	HPI	14 / 310.13	22.15
2	2		Jack Warren	Electric Sport	J-Guest - A	Xray	12 / 320.76	26.73
3	6	F4	Dawn Skelton	Electric Sport	S2008	Xray	8 / 288.45	36.05
4	5	F4	Hannah Carless	Electric Sport	J2008	Tamiya	7 / 327.81	46.83
5	4		Lee Smith	Stock Touring	S2008	Associated	0 / 0.00	0.00

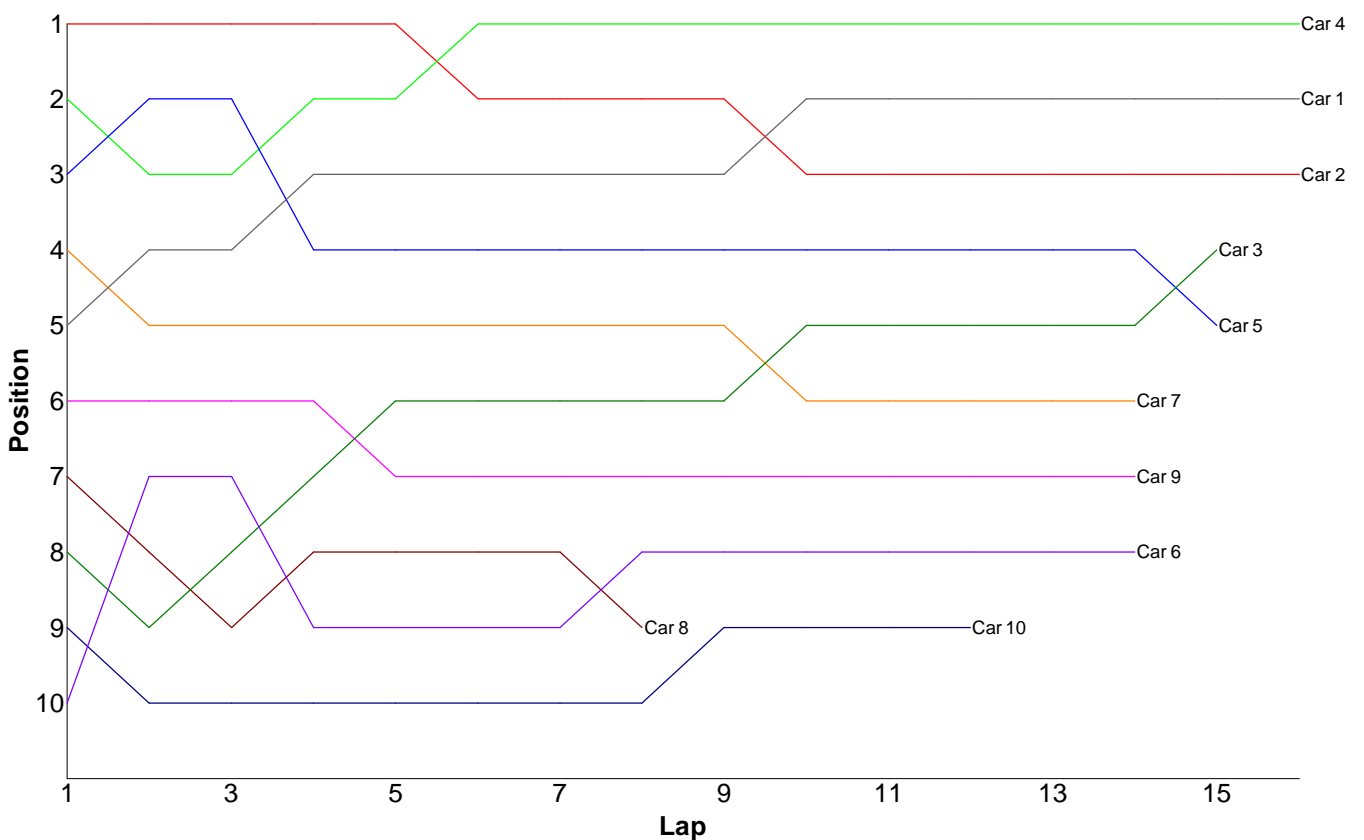
Lap	Car 1	Car 2	Car 3	Car 4	Car 5	Car 6
1	33.13	41.59			58.55	52.03
2	21.22	30.12			45.22	31.21
3	21.30	26.47			49.47	31.70
4	20.99	23.80			40.27	35.97
5	20.63	27.99			44.56	32.80
6	21.04	25.11			49.40	33.39
7	21.25	24.65			40.34	31.65
8	21.60	22.71				39.70
9	20.95	22.16				
10	20.75	26.52				
11	23.73	23.30				
12	21.69	26.34				
13	20.52					
14	21.33					
15						



<Stock / Sport> - A Final Leg 1

Pos	Car	Form	Name	Member Type	Car Make	Result	Ave	Best
1	4	F1	Nigel Moss	S2008	Hot Bodies	16 / 304.08	19.00	17.58
2	1	F1	Kevin Bissell	S2008	Hot Bodies	16 / 313.80	19.61	18.09
3	2	F1	Ian Cairns	S2008	Xray	16 / 314.49	19.65	18.36
4	3	F1	Jon Wilkins	S2008	Hot Bodies	15 / 309.08	20.60	18.15
5	5	F2	Scott Stokes	S2008	Xray	15 / 309.93	20.66	18.88
6	7		Craig Murrell	J-Guest - A	Xray	14 / 303.14	21.65	18.53
7	9		James Davis	S-Guest - A		14 / 316.66	22.61	19.97
8	6	F2	Kieran Stokes	J2008	Xray	14 / 319.70	22.83	19.67
9	10	F2	Mick Barnes	S2008	Xray	12 / 306.64	25.55	19.89
10	8	F2	Robin Francis	S2008	Hot Bodies	8 / 205.59	25.69	20.16

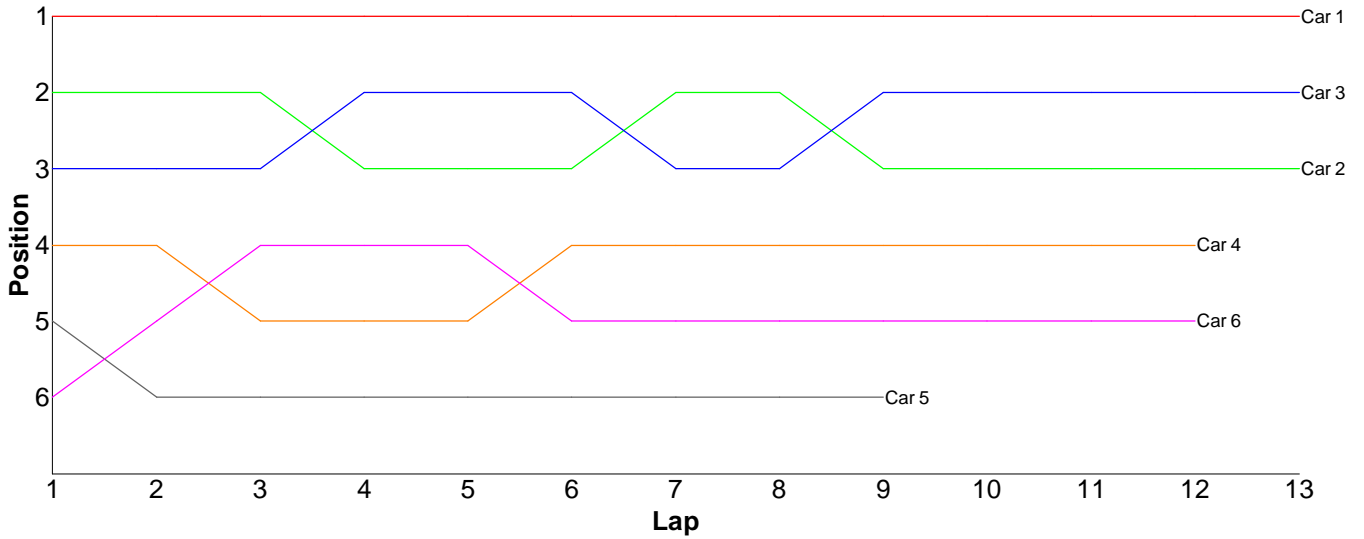
Lap	Car 1	Car 2	Car 3	Car 4	Car 5	Car 6	Car 7	Car 8	Car 9	Car 10
1	33.22	29.74	37.37	29.95	30.90	40.31	31.76	36.57	33.95	38.64
2	18.65	18.46	24.71	20.70	18.88	20.42	22.15	24.25	20.55	29.07
3	18.80	20.41	19.59	19.58	20.14	19.86	20.70	21.53	25.00	25.17
4	18.93	18.66	19.16	18.34	21.90	24.36	19.70	22.07	20.17	22.31
5	18.25	18.66	19.77	17.89	19.66	22.22	19.20	20.16	21.33	21.08
6	18.60	19.88	19.09	18.20	18.89	24.97	20.13	21.86	22.60	26.71
7	20.30	18.36	18.85	18.20	23.25	19.74	21.00	20.94	22.75	25.43
8	18.47	19.34	18.69	18.10	19.52	19.79	20.71	38.21	22.56	33.62
9	18.33	19.11	18.15	17.58	18.95	24.80	19.18		19.97	22.03
10	18.75	20.07	20.08	17.70	19.82	20.09	23.55		20.45	20.75
11	18.85	18.69	18.44	17.86	19.01	23.44	19.15		24.12	21.94
12	18.09	18.55	18.72	17.83	21.18	20.21	22.30		20.10	19.89
13	18.67	18.91	19.03	18.69	19.14	19.67	18.53		20.26	
14	18.94	18.46	18.86	17.77	19.13	19.82	25.08		22.85	
15	18.27	18.70	18.57	17.81	19.56					
16	18.68	18.49		17.88						
17										



Bikes - A Final Leg 1

Pos	Car	Form	Name	Member Type	Car Make	Result	Ave	Best
1	1	F1	Steve Leake	S2008		13 / 309.96	23.84	16.71
2	3	F1	Andy Carless	S2008		13 / 313.34	24.10	18.80
3	2	F1	Roki Read	S2008		13 / 314.60	24.20	18.60
4	4		Graham Clarke	S-Guest - A		12 / 301.94	25.16	20.15
5	6	F2	Chris Groom	S2008		12 / 312.07	26.00	22.94
6	5	F2	Peter Chang	S2008		9 / 300.45	33.38	22.64

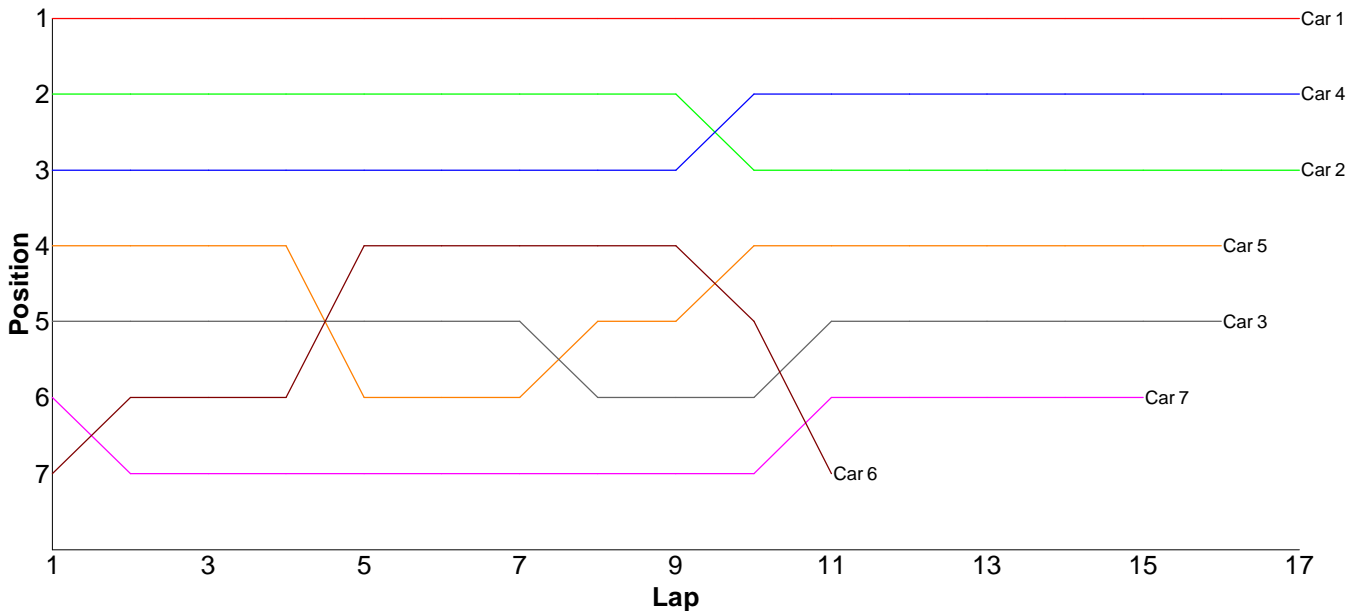
Lap	Car 1	Car 2	Car 3	Car 4	Car 5	Car 6
1	16.71	18.60	18.80	20.15	22.64	22.94
2	23.94	24.21	24.59	30.20	39.87	32.45
3	24.14	23.89	24.70	33.32	36.62	24.95
4	23.81	28.08	24.63	22.93	33.17	24.59
5	23.96	23.17	23.85	23.44	31.53	24.96
6	23.99	23.16	23.97	23.54	37.10	24.07
7	23.85	24.13	25.15	22.50	28.75	24.24
8	23.81	24.09	24.98	23.69	32.61	30.72
9	23.89	29.95	24.39	22.96	38.16	25.03
10	24.24	23.81	24.28	23.29		26.56
11	24.20	23.39	23.78	32.81		26.34
12	24.51	24.43	24.27	23.11		25.22
13	28.91	23.69	25.95			
14						



Pro-Stock - A Final Leg 1

Pos	Car	Form	Name	Member Type	Car Make	Result	Ave	Best
1	1	F1	Ori Sohachevsky	S2008	Schumacher	17 / 303.09	17.82	16.91
2	4	F1	Nick Adams	S2008	Tamiya	17 / 316.03	18.59	17.60
3	2	F1	Jamie Vassallo	S2008	Schumacher	17 / 320.62	18.86	17.36
4	5	F1	Dave Skelton	S2008	Xray	16 / 311.54	19.47	17.06
5	3	F1	Brian Killick	S2008	Xray	16 / 312.69	19.54	17.38
6	7	F2	Neil Talbot	S2008	Xray	15 / 319.32	21.28	18.32
7	6		Remo Casadei	S-Guest - A	Schumacher	11 / 232.65	21.15	18.03

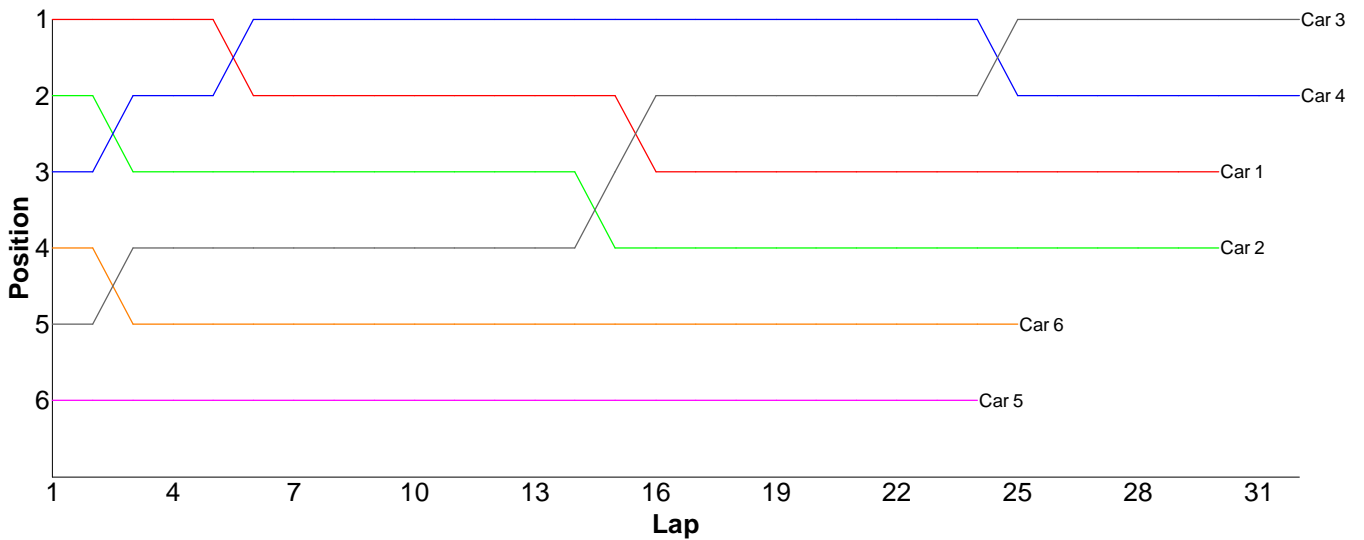
Lap	Car 1	Car 2	Car 3	Car 4	Car 5	Car 6	Car 7
1	26.75	28.20	31.89	29.98	30.19	32.91	32.41
2	16.95	18.05	17.67	17.86	17.82	18.94	25.84
3	17.48	18.87	17.46	18.10	18.52	18.54	18.71
4	17.36	17.78	19.23	18.12	17.62	18.42	19.19
5	16.91	17.66	21.57	17.70	26.67	18.55	18.94
6	17.27	17.82	17.74	18.14	21.20	18.03	18.83
7	17.82	17.77	21.99	17.60	17.92	18.96	19.45
8	17.33	17.79	22.67	17.90	17.06	18.59	18.32
9	17.37	18.33	18.05	18.07	20.22	23.28	18.53
10	17.16	19.24	17.61	17.76	17.61	19.13	18.83
11	17.11	18.05	17.75	18.03	17.25	27.30	19.46
12	17.20	17.90	17.76	17.87	17.93		18.75
13	17.31	17.95	17.38	17.69	17.36		18.72
14	17.49	18.47	18.00	17.78	17.56		31.45
15	17.26	17.36	17.68	17.75	17.53		21.89
16	17.13	17.82	18.24	17.89	19.08		
17	17.19	21.56		17.79			
18							



<IC Nitro> - A Final Leg 2

Pos	Car	Form	Name	Member Type	Car Make	Result	Ave	Best
1	3	F1	David Forsythe	S2008	Xray	32 / 611.30	19.10	17.04
2	4	F2	JamesRumble	S2008	Xray	32 / 614.97	19.21	17.22
3	1	F2	Phillip Pullen	S2008	Mugen	30 / 601.26	20.04	18.34
4	2	F2	Mark Fagan	S2008	Serpent	30 / 608.91	20.29	18.25
5	6	F2	Colin Taggart	S2008	Xray	25 / 565.21	22.60	18.57

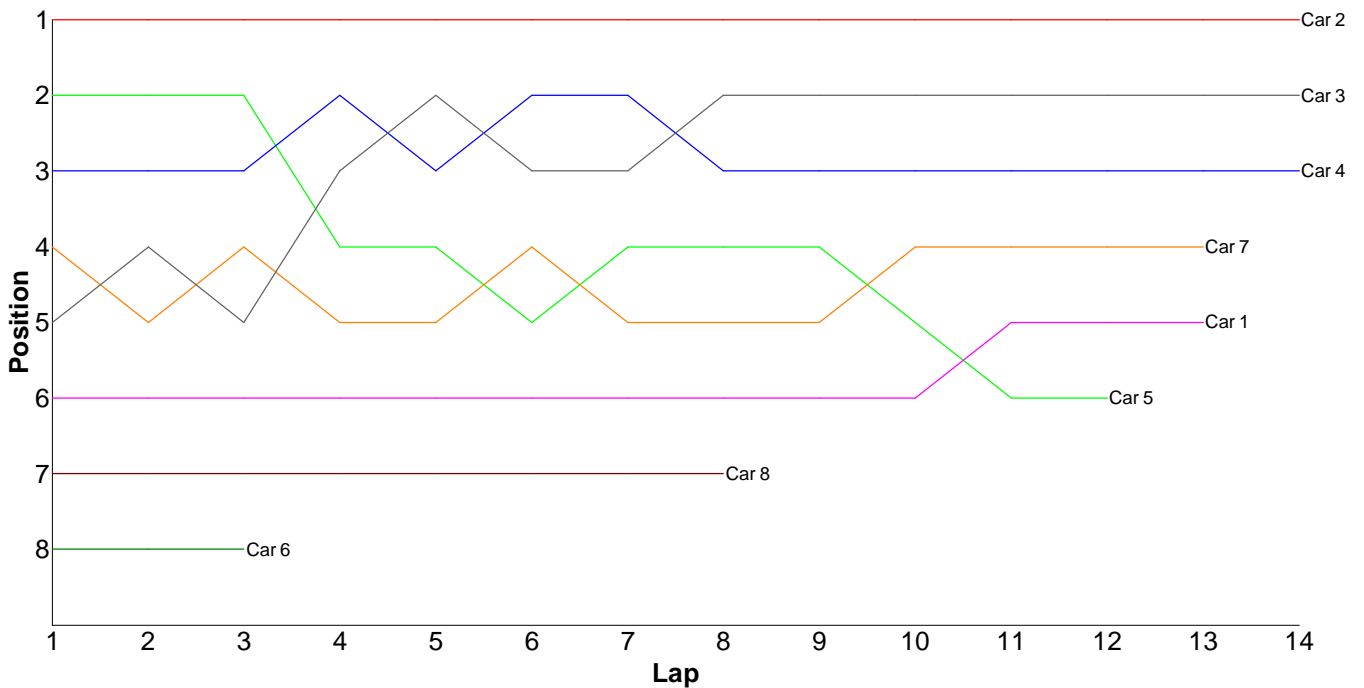
Lap	Car 1	Car 2	Car 3	Car 4	Car 5	Car 6
1	27.04	29.79	35.54	31.82	37.92	32.11
2	18.97	18.59	17.97	17.70	21.57	21.03
3	18.85	20.14	18.90	18.10	20.29	22.32
4	18.84	19.27	18.02	17.99	20.25	19.69
5	19.06	18.86	18.23	17.50	20.82	20.95
6	20.28	19.27	18.53	19.04	31.21	19.58
7	18.99	19.66	24.39	17.89	22.35	18.57
8	19.20	18.25	18.02	18.99	25.84	18.81
9	19.07	19.14	17.69	18.51	19.77	19.31
10	18.34	18.31	17.21	17.95	26.54	32.51
11	18.57	20.45	17.74	18.69	27.35	19.61
12	18.89	19.47	21.94	17.70	25.40	18.67
13	19.91	19.07	17.84	18.29	25.73	34.49
14	18.98	18.58	17.19	17.41	33.46	34.06
15	20.88	24.72	18.64	24.06	23.29	18.80
16	28.56	29.50	19.89	18.52	21.97	21.18
17	19.05	18.68	23.68	25.48	20.57	19.92
18	18.77	27.31	17.66	18.71	26.00	25.02
19	19.77	20.11	18.80	18.65	21.86	26.36
20	18.96	18.40	17.49	19.03	27.44	19.16
21	19.16	18.71	17.55	18.25	22.14	19.10
22	19.11	18.39	17.49	19.82	22.10	18.60
23	22.30	19.27	22.65	20.59	30.25	26.48
24	22.18	18.86	17.09	18.97	26.20	19.61
25	18.45	22.00	18.27	19.24		19.27
26	18.82	19.33	17.04	17.92		
27	19.11	18.35	17.48	17.22		
28	19.30	18.69	17.40	18.10		
29	19.59	18.64	17.56	17.60		
30	22.26	19.10	18.44	17.95		
31			17.55	17.86		
32			17.41	19.42		
33						



Formula GT - A Final Leg 2

Pos	Car	Form	Name	Member Type	Car Make	Result	Ave	Best
1	2	F4	Tim Webb	S2008	Tamiya	14 / 308.77	22.05	12.85
2	3	F3	Nigel Moss	S2008	Tamiya	14 / 313.17	22.36	17.19
3	4	F3	Gerald Page	S2008	Associated	14 / 321.83	22.98	15.93
4	7		Andy Carless	S2008	HPI	13 / 315.64	24.28	16.96
5	1		Rob Warren	S-Guest - B	Associated	13 / 324.44	24.95	18.76
6	5	F3	Dave Skelton	S2008	Tamiya	12 / 302.35	25.19	13.71
7	8		Neil Talbot	S2008	Tamiya	8 / 293.84	36.73	22.32
8	6		Brian Killick	S2008	Tamiya	3 / 113.35	37.78	30.86

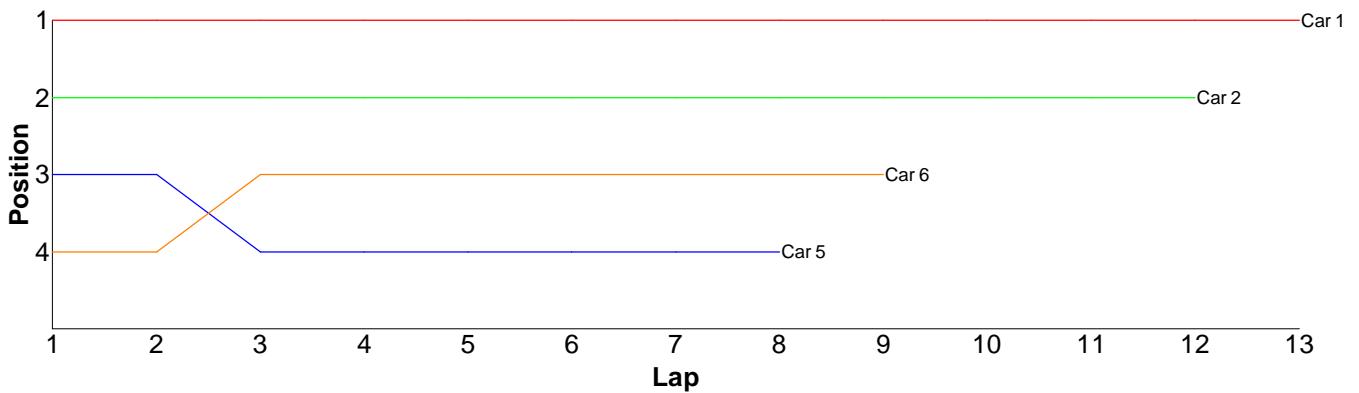
Lap	Car 1	Car 2	Car 3	Car 4	Car 5	Car 6	Car 7	Car 8
1	18.76	12.85	17.19	15.93	13.71	30.86	16.96	22.32
2	23.83	21.86	21.59	22.64	23.68	32.32	24.14	39.61
3	32.26	22.44	26.37	24.26	24.89	50.17	23.61	37.21
4	24.69	24.15	21.76	23.25	26.80		24.47	30.63
5	24.67	22.24	22.51	26.18	26.33		26.75	41.03
6	25.08	22.03	27.28	22.19	26.14		24.72	42.42
7	23.72	22.57	21.29	22.17	25.13		28.42	33.33
8	23.94	22.94	22.89	29.19	24.58		23.90	47.29
9	23.97	22.53	21.37	22.87	24.76		24.64	
10	24.35	21.94	23.43	22.53	26.32		24.28	
11	24.27	21.79	23.36	22.38	34.10		23.95	
12	23.85	25.72	22.07	22.14	25.91		23.51	
13	31.05	23.28	21.16	23.10			26.29	
14		22.43	20.90	23.00				
15								



<Stock / Sport> - B Final Leg 2

Pos	Car	Form	Name	Class	Member Type	Car Make	Result	Ave
1	1		Justin Waddington	Electric Sport	S-Guest - A	HPI	13 / 301.51	23.19
2	2		Jack Warren	Electric Sport	J-Guest - A	Xray	12 / 322.79	26.89
3	6	F4	Dawn Skelton	Electric Sport	S2008	Xray	9 / 319.00	35.44
4	5	F4	Hannah Carless	Electric Sport	J2008	Tamiya	8 / 313.32	39.16
5	4		Lee Smith	Stock Touring	S2008	Associated	0 / 0.00	0.00

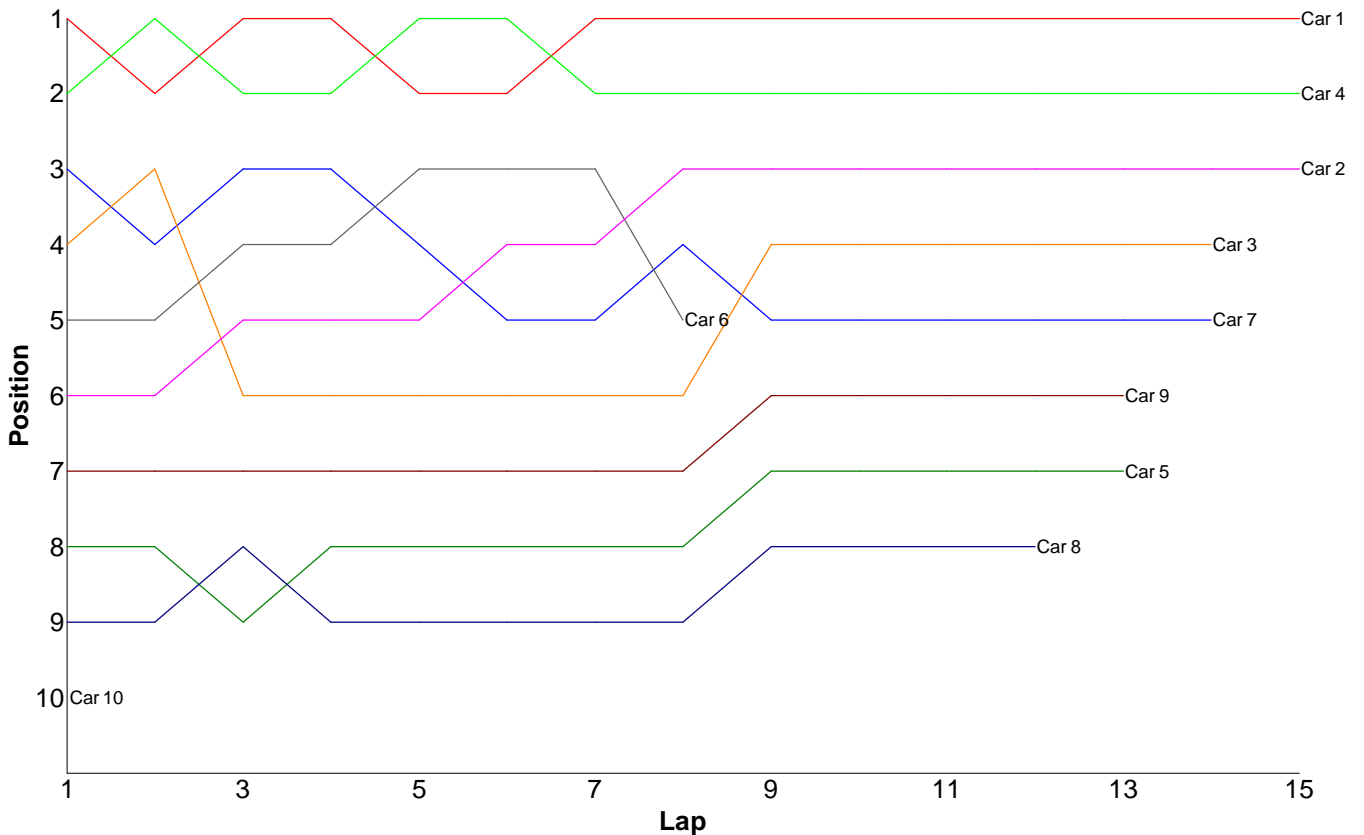
Lap	Car 1	Car 2	Car 3	Car 4	Car 5	Car 6
1	34.16	40.73			55.01	56.45
2	21.68	24.46			33.92	33.85
3	21.64	25.50			38.64	35.46
4	21.73	25.49			34.66	32.10
5	22.15	24.06			38.99	32.48
6	21.25	23.76			39.61	31.63
7	21.72	27.60			35.61	32.44
8	21.75	23.26			36.88	33.87
9	21.49	32.84				30.72
10	22.17	25.39				
11	26.49	24.61				
12	22.07	25.09				
13	23.21					
14						



<Stock / Sport> - A Final Leg 2

Pos	Car	Form	Name	Member Type	Car Make	Result	Ave	Best
1	1	F1	Kevin Bissell	S2008	Hot Bodies	15 / 300.02	20.00	18.54
2	4	F1	Nigel Moss	S2008	Hot Bodies	15 / 315.07	21.00	18.14
3	2	F1	Ian Cairns	S2008	Xray	15 / 317.91	21.19	19.14
4	3	F1	Jon Wilkins	S2008	Hot Bodies	14 / 300.30	21.45	18.69
5	7		Craig Murrell	J-Guest - A	Xray	14 / 314.56	22.46	19.42
6	9		James Davis	S-Guest - A		13 / 304.12	23.39	20.00
7	5	F2	Scott Stokes	S2008	Xray	13 / 316.12	24.31	20.00
8	8	F2	Robin Francis	S2008	Hot Bodies	12 / 306.39	25.53	19.90
9	6	F2	Kieran Stokes	J2008	Xray	8 / 182.95	22.86	20.12
10	10	F2	Mick Barnes	S2008	Xray	1 / 97.72	97.72	97.72

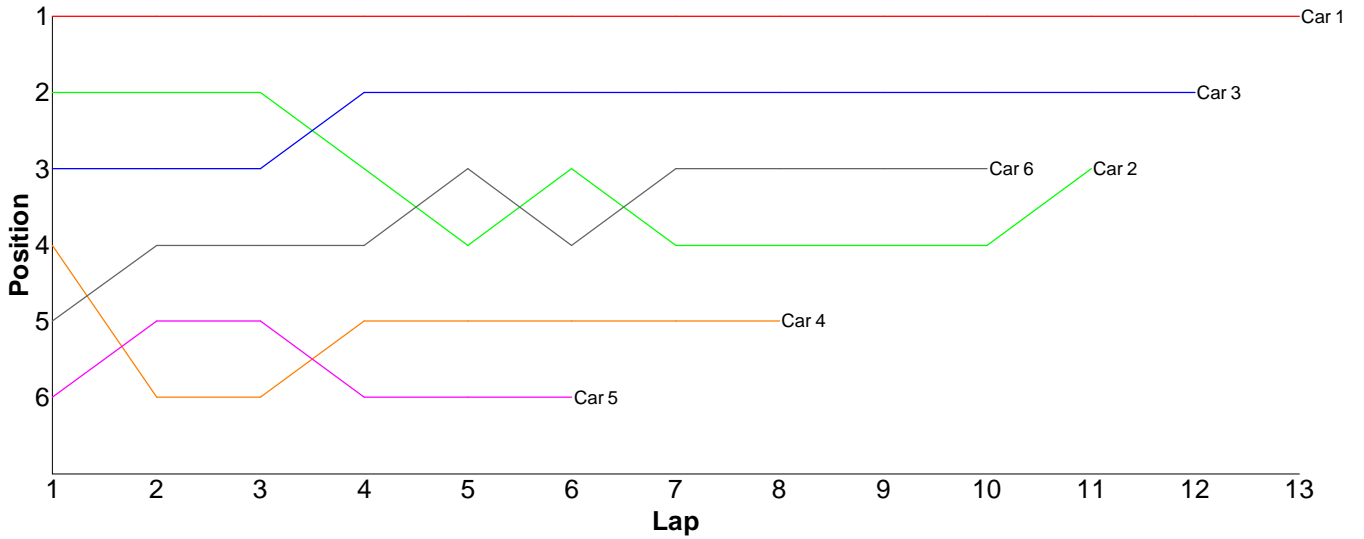
Lap	Car 1	Car 2	Car 3	Car 4	Car 5	Car 6	Car 7	Car 8	Car 9	Car 10
1	30.45	38.99	34.50	30.55	46.18	34.88	32.10	46.96	40.54	97.72
2	19.43	19.29	18.88	18.87	20.00	21.41	21.71	23.51	20.79	
3	18.55	21.05	29.39	19.30	28.60	20.85	21.45	19.90	23.87	
4	19.60	20.52	21.18	19.58	24.19	20.12	20.66	29.30	20.00	
5	19.09	19.99	20.38	18.60	20.93	21.14	23.65	22.05	27.28	
6	19.96	19.63	19.73	19.54	20.54	20.81	22.18	26.15	20.45	
7	19.01	20.06	21.89	29.08	26.64	20.19	19.42	19.98	20.60	
8	19.23	20.30	19.90	19.52	22.08	23.55	20.62	22.96	21.15	
9	19.10	20.56	19.32	18.24	22.11		26.17	22.95	20.68	
10	19.80	19.52	19.10	18.14	21.84		21.65	24.56	21.05	
11	19.30	19.49	18.69	27.52	20.62		20.07	24.45	20.26	
12	19.20	19.41	18.84	19.22	21.12		21.09	23.62	22.77	
13	18.54	19.24	19.43	19.25	21.27		22.31		24.68	
14	19.60	19.14	19.07	18.75			21.48			
15	19.16	20.72		18.91						
16										



Bikes - A Final Leg 2

Pos	Car	Form	Name	Member Type	Car Make	Result	Ave	Best
1	1	F1	Steve Leake	S2008		13 / 319.50	24.57	16.00
2	3	F1	Andy Carless	S2008		12 / 300.69	25.05	17.46
3	2	F1	Roki Read	S2008		11 / 313.30	28.48	16.42
4	6	F2	Chris Groom	S2008		10 / 275.48	27.54	22.38
5	4		Graham Clarke	S-Guest - A		8 / 278.03	34.75	19.94
6	5	F2	Peter Chang	S2008		6 / 273.56	45.59	26.48

Lap	Car 1	Car 2	Car 3	Car 4	Car 5	Car 6
1	16.00	16.42	17.46	19.94	26.48	22.38
2	24.21	24.58	30.12	55.97	34.70	26.64
3	24.46	25.75	25.48	44.40	32.20	25.19
4	25.26	31.71	24.58	33.40	88.26	25.99
5	26.25	30.94	24.42	36.22	46.06	28.87
6	24.84	24.48	25.00	29.31	45.86	27.77
7	24.94	44.96	24.91	25.83		25.65
8	25.07	25.66	25.17	32.96		32.22
9	25.28	25.39	26.23			33.95
10	25.68	32.89	25.71			26.82
11	25.16	30.52	26.01			
12	25.47		25.60			
13	26.88					
14						



Pro-Stock - A Final Leg 2

Pos	Car	Form	Name	Member Type	Car Make	Result	Ave	Best
1	1	F1	Ori Sohachevsky	S2008	Schumacher	17 / 309.80	18.22	17.39
2	3	F1	Brian Killick	S2008	Xray	16 / 313.26	19.57	18.31
3	2	F1	Jamie Vassallo	S2008	Schumacher	16 / 318.38	19.89	18.00
4	4	F1	Nick Adams	S2008	Tamiya	15 / 301.27	20.08	18.05
5	5	F1	Dave Skelton	S2008	Xray	14 / 303.47	21.67	18.58
6	7	F2	Neil Talbot	S2008	Xray	4 / 94.29	23.57	20.08
7	6		Remo Casadei	S-Guest - A	Schumacher	2 / 85.71	42.85	39.14

Lap	Car 1	Car 2	Car 3	Car 4	Car 5	Car 6	Car 7
1	27.16	31.45	31.72	29.09	32.32	46.57	33.16
2	17.40	20.04	18.83	20.51	28.61	39.14	20.76
3	17.89	19.19	19.03	18.05	19.48		20.08
4	17.71	18.69	18.38	18.44	20.01		20.29
5	17.86	18.00	18.31	18.67	23.93		
6	17.39	18.84	18.77	21.48	19.52		
7	17.73	19.41	18.40	18.95	25.63		
8	17.40	20.69	18.65	20.04	19.94		
9	17.58	21.56	19.01	18.61	19.78		
10	17.60	18.81	18.46	23.70	19.03		
11	17.80	18.22	18.44	18.95	18.98		
12	17.58	18.31	19.36	18.76	18.80		
13	17.59	19.26	18.75	18.52	18.58		
14	17.78	18.65	19.74	19.10	18.86		
15	18.00	18.80	18.75	18.40			
16	17.92	18.46	18.66				
17	17.41						
18							

