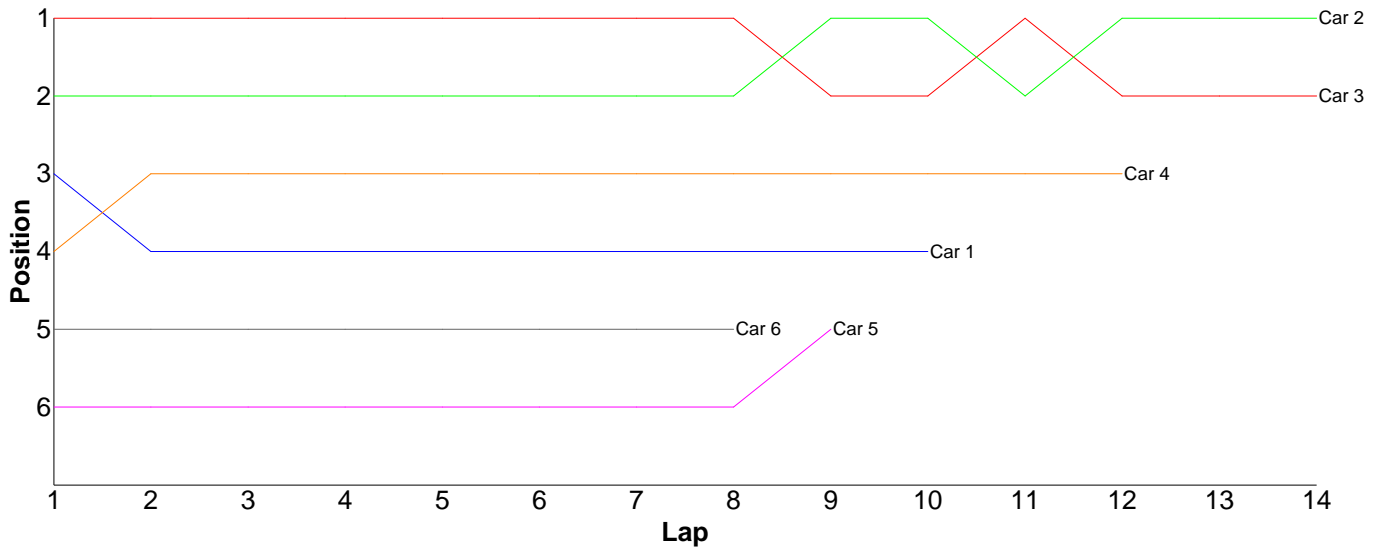


# Race Results

## Heat 1 - Round 1 (Electric Sport)

Pos	Car	Name	Result	Ave	Best
1	2	Dave Tims	14 / 316.27	22.59	21.85
2	3	Matt Tims	14 / 320.11	22.86	21.78
3	4	Matthew Mills	12 / 317.51	26.45	24.67
4	1	Mark Brown	10 / 300.73	30.07	27.26
5	5	Dawn Skelton	9 / 310.66	34.51	32.43
6	6	Bradley Killick	8 / 260.62	32.57	29.34

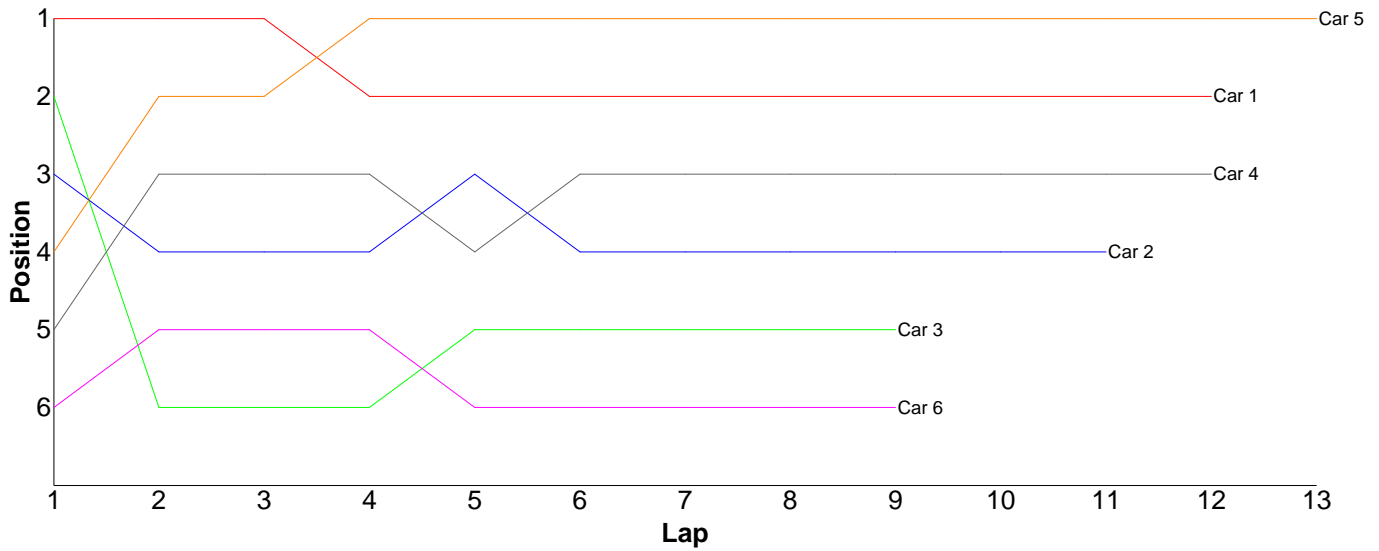
Lap	Car 1	Car 2	Car 3	Car 4	Car 5	Car 6
1	27.26	23.06	22.53	28.48	38.10	29.35
2	28.85	23.20	22.47	26.42	33.46	29.34
3	27.95	22.32	21.96	24.86	34.76	31.89
4	34.80	22.22	21.99	25.06	34.62	31.83
5	28.03	21.85	22.43	25.27	35.50	36.75
6	28.99	22.48	22.90	26.35	35.42	30.49
7	28.23	23.57	23.96	28.55	33.08	36.59
8	30.90	22.86	22.71	25.98	32.43	34.38
9	27.53	22.20	23.56	30.49	33.29	
10	38.19	22.33	21.90	24.67		
11		22.36	21.86	25.71		
12		21.91	27.96	25.67		
13		23.44	22.10			
14		22.47	21.78			
15						



## Heat 2 - Round 1 (Formula GT)

Pos	Car	Name	Result	Ave	Best
1	5	Tim Webb	13 / 316.47	24.34	21.70
2	1	Nigel Moss	12 / 308.35	25.69	24.57
3	4	Dave Skelton	12 / 316.04	26.33	24.51
4	2	Martin Trice	11 / 302.24	27.47	24.98
5	3	Neil Pilkington	9 / 300.66	33.40	25.93
6	6	James Davis	9 / 309.58	34.39	26.91

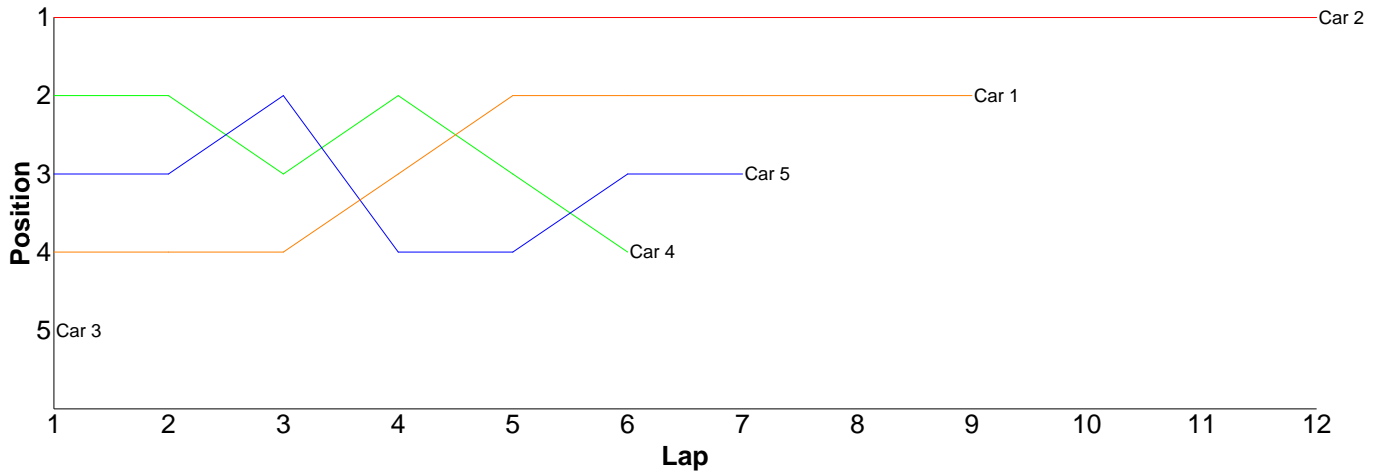
Lap	Car 1	Car 2	Car 3	Car 4	Car 5	Car 6
1	26.77	28.11	27.98	29.21	28.28	35.33
2	25.70	27.87	41.72	26.29	26.29	31.19
3	25.04	26.78	39.70	27.20	25.43	36.04
4	25.56	26.59	41.01	25.31	22.78	35.01
5	25.49	26.75	27.24	28.91	22.12	42.11
6	24.84	34.20	27.65	25.48	22.26	26.91
7	25.75	27.95	28.37	25.74	24.56	31.37
8	24.88	26.58	41.06	25.59	21.70	38.67
9	26.57	26.29	25.93	24.51	23.52	32.95
10	24.72	26.14		27.17	26.22	
11	24.57	24.98		25.65	21.83	
12	28.46			24.98	23.45	
13					28.03	
14						



# Heat 3 - Round 1 (Bikes)

Pos	Car	Name	Result	Ave	Best
1	2	Scott Adderson	12 / 318.98	26.58	25.50
2	1	Chris Groom	9 / 307.00	34.11	24.42
3	5	Matthew Book	7 / 296.29	42.32	26.53
4	4	Richard Blissett	6 / 253.14	42.19	37.73
5	3	Dave Richards	1 / 241.73	241.73	241.73

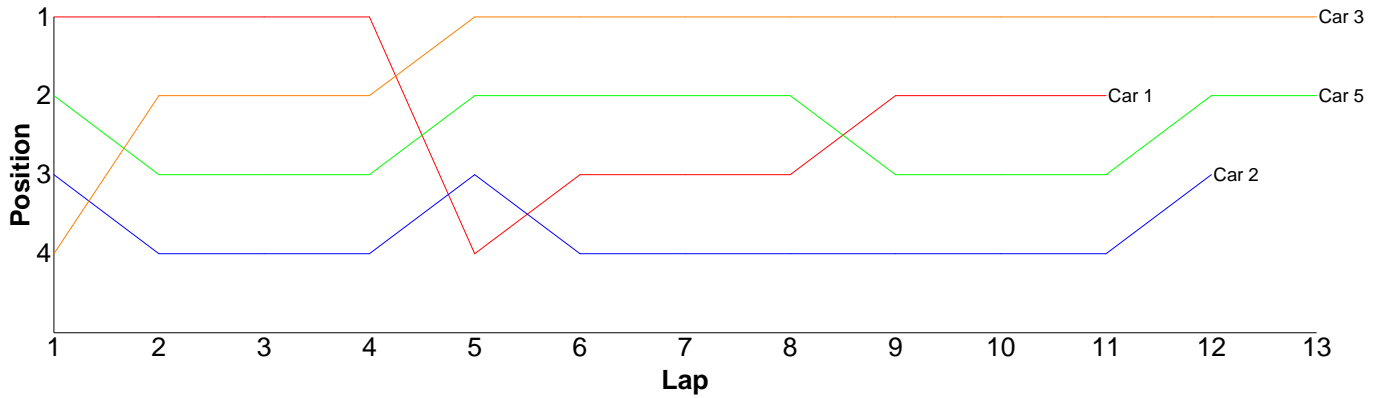
Lap	Car 1	Car 2	Car 3	Car 4	Car 5
1	87.91	26.73	241.73	38.92	61.44
2	35.76	25.82		47.38	27.30
3	32.19	32.32		41.36	35.09
4	25.29	26.38		37.73	61.51
5	25.70	25.50		46.20	26.53
6	24.42	26.25		41.55	39.62
7	25.95	25.60			44.80
8	25.03	26.15			
9	24.75	25.64			
10		26.26			
11		25.61			
12		26.72			
13					



# Heat 4 - Round 1 (Bikes)

Pos	Car	Name	Result	Ave	Best
1	3	Steve Leake	13 / 305.82	23.52	23.04
2	5	Andy Carless	13 / 310.42	23.87	23.43
3	2	Graham Clarke	12 / 314.62	26.21	22.78
4	1	Simon Lancaster	11 / 259.93	23.63	21.91
5	4	Roki Read	0 / 0.00	0.00	0.00

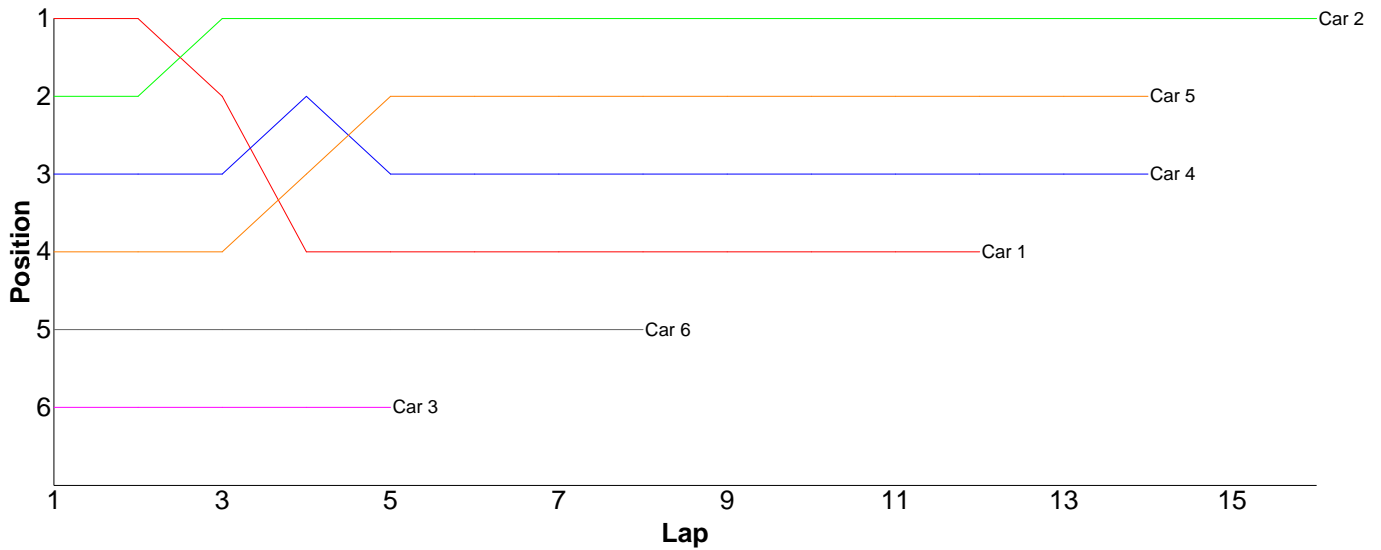
Lap	Car 1	Car 2	Car 3	Car 4	Car 5
1	21.91	23.84	23.87		23.69
2	22.63	26.77	23.24		24.01
3	22.93	23.37	23.31		23.80
4	23.86	23.18	23.04		23.43
5	33.81	24.80	23.15		23.93
6	22.38	29.68	24.06		24.62
7	22.43	23.52	23.47		24.09
8	22.58	22.78	23.32		24.09
9	22.40	45.88	23.21		23.64
10	22.63	23.28	23.56		24.02
11	22.37	23.51	23.72		23.96
12		24.01	24.08		23.45
13			23.79		23.69
14					



# Heat 5 - Round 1 (<IC Nitro>)

Pos	Car	Name	Result	Ave	Best
1	2	Mark Fagan	16 / 307.27	19.20	17.92
2	5	Les Mainwaring	14 / 318.34	22.73	19.32
3	4	Colin Taggart	14 / 318.94	22.78	20.71
4	1	Andrew Mills	12 / 300.08	25.00	18.25
5	6	Derek Brown	8 / 302.10	37.76	22.82
6	3	Stephen Mills	5 / 234.52	46.90	20.68
7	7	Manuel Jose	0 / 0.00	0.00	0.00

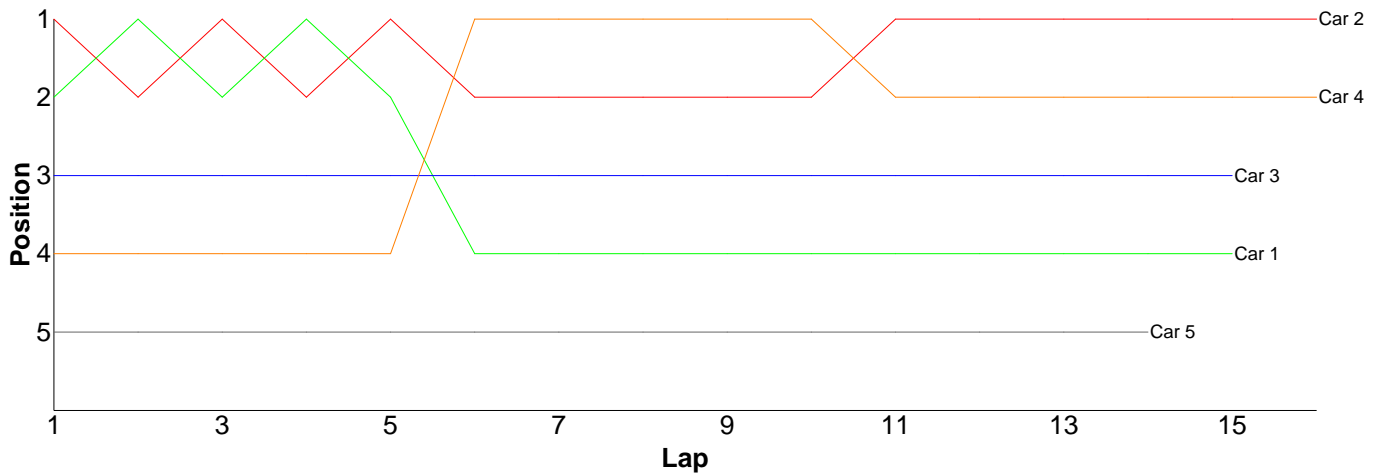
Lap	Car 1	Car 2	Car 3	Car 4	Car 5	Car 6	Car 7
1	19.38	22.70	145.39	23.80	23.82	131.53	
2	18.93	17.97	25.73	23.88	30.56	25.35	
3	23.39	18.15	21.29	25.81	21.52	22.82	
4	78.92	18.36	20.68	22.43	21.63	23.02	
5	18.25	22.28	21.43	22.96	19.75	24.00	
6	20.18	18.29		25.21	19.54	23.33	
7	22.60	17.97		22.15	19.68	23.67	
8	19.06	18.14		21.93	23.74	28.38	
9	19.60	18.85		21.61	19.32		
10	19.83	22.87		21.18	20.03		
11	20.95	20.46		21.23	30.62		
12	18.99	18.11		20.71	19.59		
13		18.06		24.86	26.44		
14		17.92		21.18	22.10		
15		18.06					
16		19.08					
17							



# Heat 6 - Round 1 (Stock Touring)

Pos	Car	Name	Result	Ave	Best
1	2	Scott Stokes	16 / 318.82	19.92	18.25
2	4	Kieran Stokes	16 / 318.98	19.93	19.22
3	3	Craig Murrell	15 / 308.46	20.56	18.86
4	1	Mick Barnes	15 / 319.92	21.32	18.31
5	5	James Davis	14 / 303.48	21.67	20.31

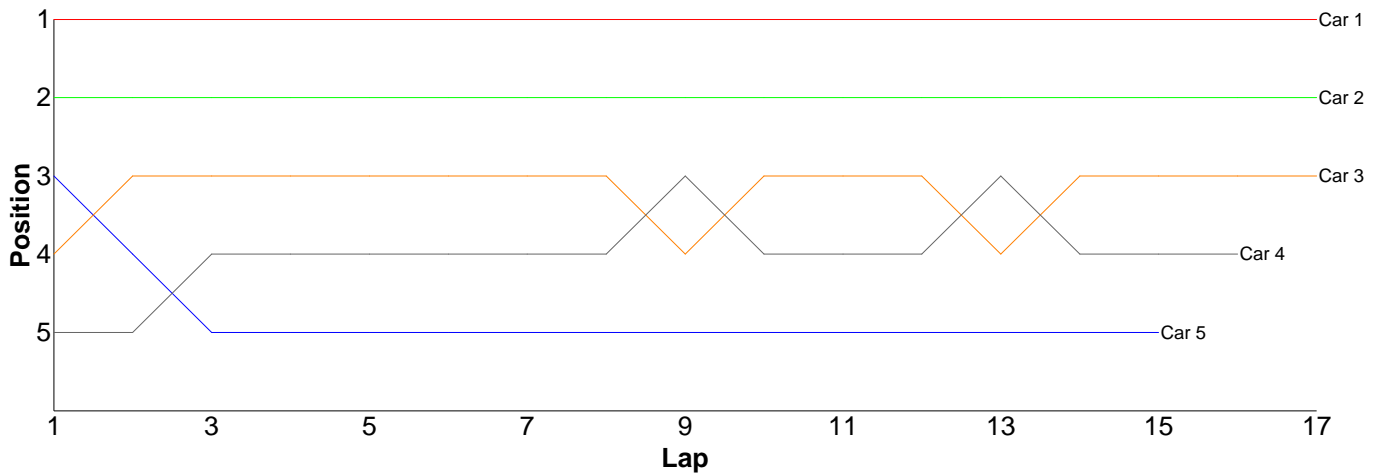
Lap	Car 1	Car 2	Car 3	Car 4	Car 5
1	19.07	19.00	19.88	20.63	21.20
2	18.83	18.96	19.73	19.22	23.92
3	18.41	18.25	19.38	20.04	20.66
4	18.31	18.77	19.11	19.39	23.69
5	20.82	19.86	19.01	20.22	21.62
6	33.32	27.55	25.66	19.97	20.85
7	19.94	19.30	19.73	19.52	20.69
8	23.65	19.32	20.27	19.73	20.31
9	23.78	19.99	21.74	20.12	24.86
10	18.74	18.57	25.06	19.89	20.50
11	20.04	18.65	18.86	19.55	21.74
12	19.28	18.99	19.14	20.05	20.63
13	19.00	20.52	19.06	19.84	20.47
14	22.31	18.75	19.81	19.69	22.34
15	24.42	18.95	22.02	20.71	
16		23.39		20.41	
17					



# Heat 7 - Round 1 (Stock Touring)

Pos	Car	Name	Result	Ave	Best
1	1	Nigel Moss	17 / 302.08	17.76	16.98
2	2	Kevin Bissell	17 / 309.25	18.19	17.78
3	3	Trevor Scrase	17 / 318.32	18.72	17.74
4	4	Ian Cairns	16 / 300.70	18.79	18.21
5	5	Robin Francis	15 / 300.32	20.02	17.81

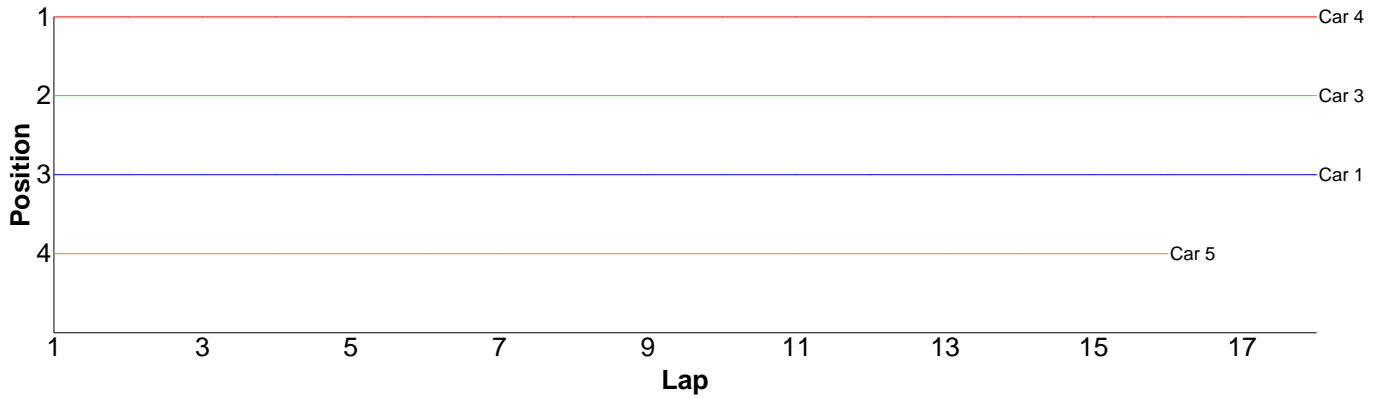
Lap	Car 1	Car 2	Car 3	Car 4	Car 5
1	17.54	18.14	19.40	21.96	18.71
2	17.39	18.33	18.23	19.26	20.11
3	17.21	18.09	19.49	18.25	31.57
4	17.70	18.36	18.25	18.41	18.77
5	18.73	18.15	18.22	18.33	18.90
6	17.44	18.48	17.86	18.23	17.81
7	17.25	18.13	17.83	18.49	17.98
8	16.98	18.69	18.94	18.28	18.08
9	17.60	17.88	21.86	18.77	17.98
10	17.14	18.31	18.10	18.22	18.38
11	17.16	18.53	18.04	20.28	19.19
12	17.05	18.00	17.74	18.25	18.52
13	17.27	18.22	21.18	18.29	18.42
14	17.67	17.78	18.07	18.21	24.97
15	23.29	18.14	17.78	19.13	20.93
16	17.40	17.91	18.63	18.34	
17	17.26	18.11	18.70		
18					



# Heat 8 - Round 1 (Pro-Stock)

Pos	Car	Name	Result	Ave	Best
1	4	Brian Killick	18 / 305.96	16.99	16.73
2	3	Jamie Vassallo	18 / 306.51	17.02	16.68
3	1	Dave Skelton	18 / 314.37	17.46	16.70
4	5	Stephen Mills	16 / 302.27	18.89	18.04
5	2	Scott Hauser	0 / 0.00	0.00	0.00

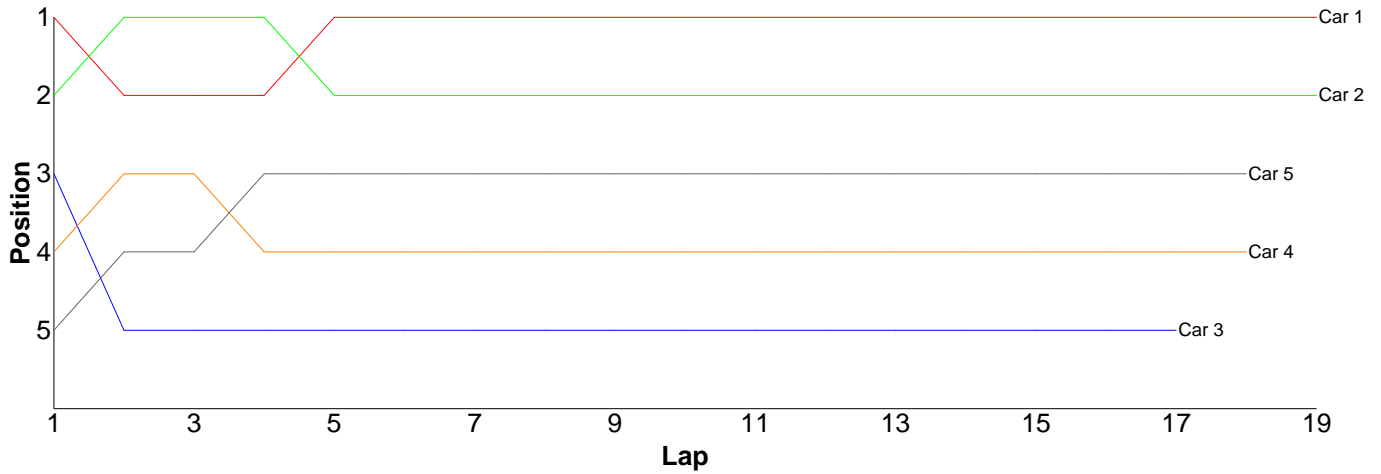
Lap	Car 1	Car 2	Car 3	Car 4	Car 5
1	17.55		17.19	16.93	19.19
2	17.89		17.06	17.10	18.65
3	17.37		17.20	16.97	18.49
4	16.70		16.71	16.93	18.18
5	16.72		16.83	17.01	18.91
6	17.13		16.98	16.92	18.60
7	20.36		17.23	16.97	18.27
8	17.00		17.27	16.73	18.52
9	18.61		16.85	17.05	18.22
10	17.72		17.24	16.86	18.25
11	17.34		17.01	17.06	19.22
12	16.98		17.09	17.83	18.11
13	17.05		16.97	17.04	18.70
14	16.94		16.99	16.85	24.25
15	17.43		16.68	16.86	18.04
16	16.89		16.83	17.00	18.67
17	17.51		17.28	16.93	
18	17.18		17.10	16.92	
19					



# Heat 9 - Round 1 (Pro-Stock)

Pos	Car	Name	Result	Ave	Best
1	1	Jay Westwood	19 / 305.38	16.07	15.61
2	2	Matthew Quinlisk	19 / 309.96	16.31	15.86
3	5	Ori Sohachevsky	18 / 306.26	17.01	16.38
4	4	Tim Webb	18 / 313.49	17.41	16.89
5	3	Nick Adams	17 / 308.70	18.15	16.54

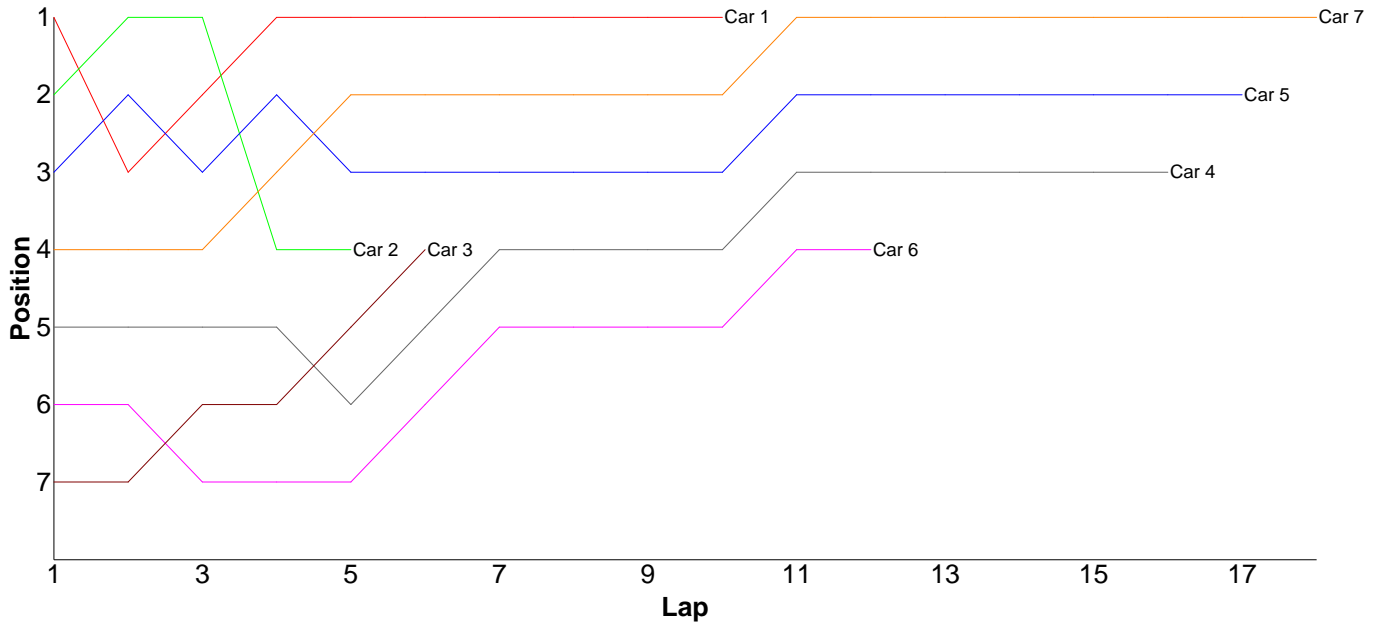
Lap	Car 1	Car 2	Car 3	Car 4	Car 5
1	16.11	16.28	16.99	17.89	19.27
2	16.41	15.94	24.11	17.89	17.18
3	16.31	16.31	17.14	17.49	17.01
4	16.20	16.10	20.14	17.17	16.70
5	15.86	17.93	18.64	17.71	16.74
6	15.96	16.09	16.77	17.10	16.73
7	16.19	16.11	17.75	17.33	16.71
8	16.12	16.11	18.31	17.27	16.63
9	15.96	15.98	16.54	17.16	16.38
10	15.95	16.00	16.70	17.68	16.67
11	15.61	16.23	17.11	17.38	16.72
12	16.05	16.18	17.18	18.14	16.46
13	16.94	16.27	20.99	16.95	16.81
14	15.74	15.99	17.19	17.52	17.02
15	16.08	16.05	17.03	17.31	17.15
16	15.90	15.86	17.94	17.37	16.91
17	15.78	16.41	18.17	16.89	16.66
18	16.30	17.18		17.24	18.51
19	15.91	16.94			
20					



# Heat 10 - Round 1 (<IC Nitro>)

Pos	Car	Name	Class	Result	Ave	Best
1	7	Phillip Pullen	IC Touring	18 / 316.50	17.58	16.45
2	5	Jim Beesley	IC Touring	17 / 301.71	17.74	16.65
3	4	Barry Smith	IC Outlaw	16 / 319.52	19.97	17.25
4	6	James Rumble	IC Touring	12 / 271.80	22.65	17.57
5	1	Adrian Poole	IC Touring	10 / 172.84	17.28	16.32
6	3	David Forsythe	IC Touring	6 / 128.59	21.43	16.20
7	2	Iain Hollands	IC Outlaw	5 / 96.76	19.35	16.90

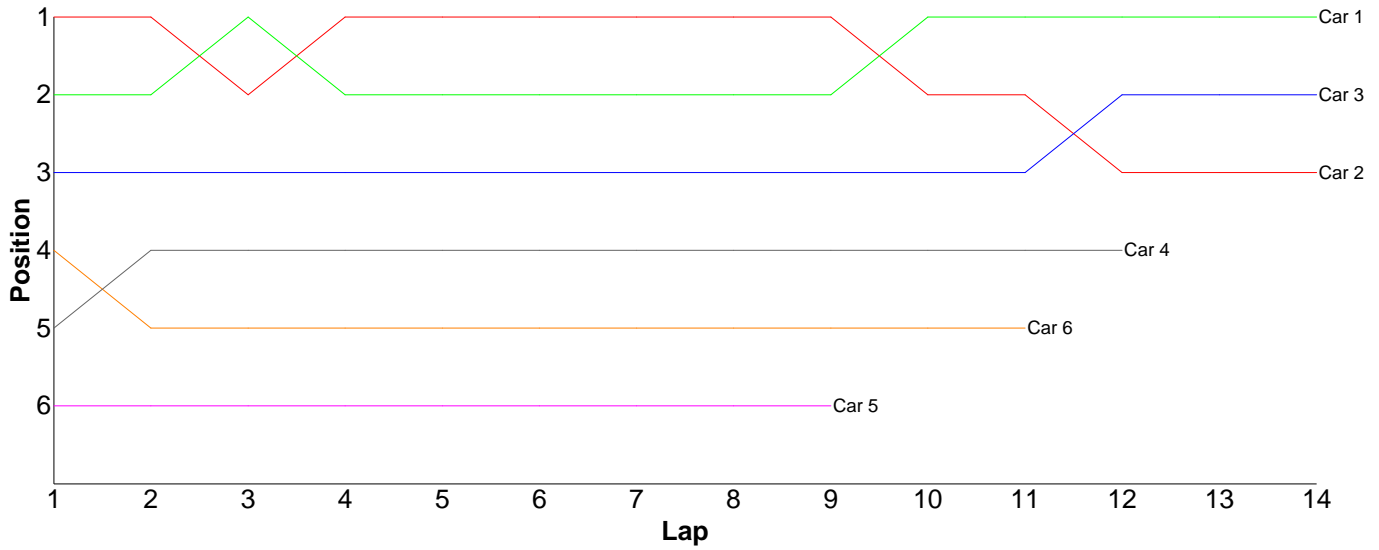
Lap	Car 1	Car 2	Car 3	Car 4	Car 5	Car 6	Car 7
1	17.91	17.93	39.70	20.36	18.51	28.05	18.95
2	18.06	16.90	17.55	20.01	17.26	20.84	17.64
3	17.23	17.65	16.66	31.81	18.20	29.70	18.41
4	16.97	23.71	16.93	18.42	18.42	20.10	18.32
5	17.02	20.57	16.20	18.39	21.50	17.57	18.15
6	16.60		21.55	21.14	18.02	21.95	17.78
7	18.53			19.03	17.88	18.33	18.42
8	16.32			19.62	18.47	21.55	17.05
9	17.42			19.71	17.64	29.58	17.97
10	16.78			19.49	17.31	19.03	17.15
11				20.09	16.78	22.41	16.95
12				18.37	17.22	22.69	18.15
13				17.61	17.29		17.72
14				17.54	17.02		16.45
15				17.25	16.77		17.08
16				20.68	16.77		16.83
17					16.65		16.65
18							16.83
19							



# Heat 1 - Round 2 (Electric Sport)

Pos	Car	Name	Result	Ave	Best
1	1	Mark Brown	14 / 303.76	21.69	20.66
2	3	Matt Tims	14 / 309.22	22.08	19.81
3	2	Dave Tims	14 / 311.81	22.27	20.29
4	4	Matthew Mills	12 / 303.29	25.27	22.11
5	6	Bradley Killick	11 / 319.72	29.06	25.42
6	5	Dawn Skelton	9 / 305.59	33.95	32.30

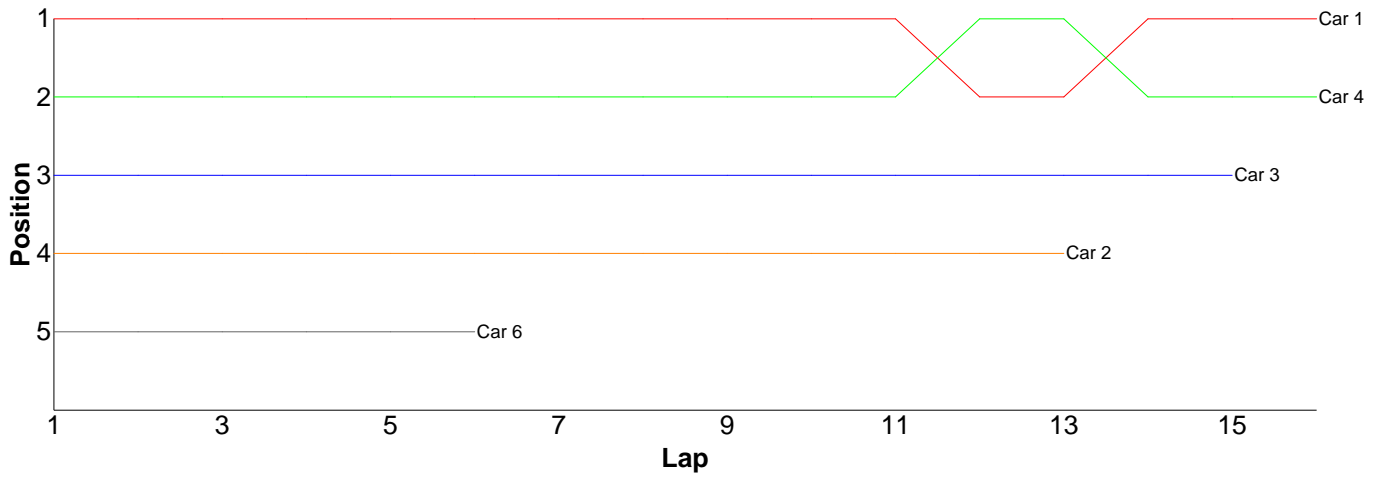
Lap	Car 1	Car 2	Car 3	Car 4	Car 5	Car 6
1	21.45	21.02	23.53	33.18	35.12	27.94
2	20.97	21.22	24.83	25.59	35.37	36.30
3	20.66	22.37	23.43	29.26	34.00	35.02
4	24.79	20.29	22.94	22.70	34.68	27.80
5	25.97	20.45	21.81	23.74	32.82	27.89
6	20.95	21.30	22.68	22.95	32.66	26.48
7	21.79	20.92	20.79	29.34	33.70	27.37
8	21.36	20.70	21.25	23.26	34.94	26.24
9	20.97	21.24	20.44	24.80	32.30	33.79
10	20.89	30.85	21.69	22.11		25.47
11	20.78	21.78	20.65	23.36		25.42
12	20.94	28.29	22.97	23.00		
13	20.79	20.47	19.81			
14	21.45	20.91	22.40			
15						



## Heat 2 - Round 2 (Formula GT)

Pos	Car	Name	Result	Ave	Best
1	1	Nigel Moss	16 / 304.99	19.06	17.48
2	4	Dave Skelton	16 / 309.48	19.34	18.83
3	3	Neil Pilkington	15 / 321.88	21.45	18.67
4	2	Martin Trice	13 / 319.73	24.59	20.39
5	6	James Davis	6 / 293.17	48.86	25.28
6	5	Tim Webb	0 / 0.00	0.00	0.00

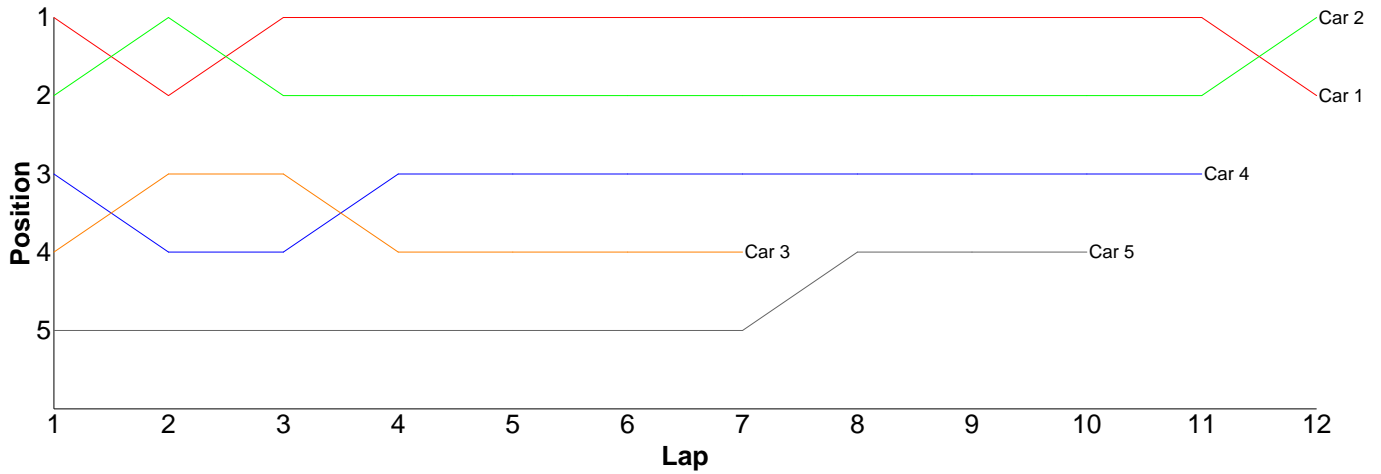
Lap	Car 1	Car 2	Car 3	Car 4	Car 5	Car 6
1	17.97	24.87	20.50	19.10		92.03
2	17.87	23.79	21.34	18.97		25.28
3	17.83	33.37	22.68	19.42		26.22
4	18.55	27.08	19.19	19.17		27.33
5	18.70	21.15	18.67	19.40		96.32
6	18.07	24.68	26.04	18.83		25.99
7	18.76	28.76	23.02	19.09		
8	18.05	24.87	18.99	19.82		
9	18.30	22.96	23.52	19.27		
10	19.12	20.49	21.24	19.85		
11	17.85	22.69	21.07	19.01		
12	32.01	20.39	19.08	20.05		
13	18.69	24.63	21.99	19.50		
14	17.48		20.45	19.33		
15	17.94		24.10	19.23		
16	17.80			19.44		
17						



# Heat 3 - Round 2 (Bikes)

Pos	Car	Name	Result	Ave	Best
1	2	Scott Adderson	12 / 301.37	25.11	23.47
2	1	Chris Groom	12 / 301.57	25.13	23.44
3	4	Richard Blissett	11 / 301.14	27.37	24.03
4	5	Matthew Book	10 / 323.09	32.30	26.28
5	3	Dave Richards	7 / 221.67	31.66	23.64

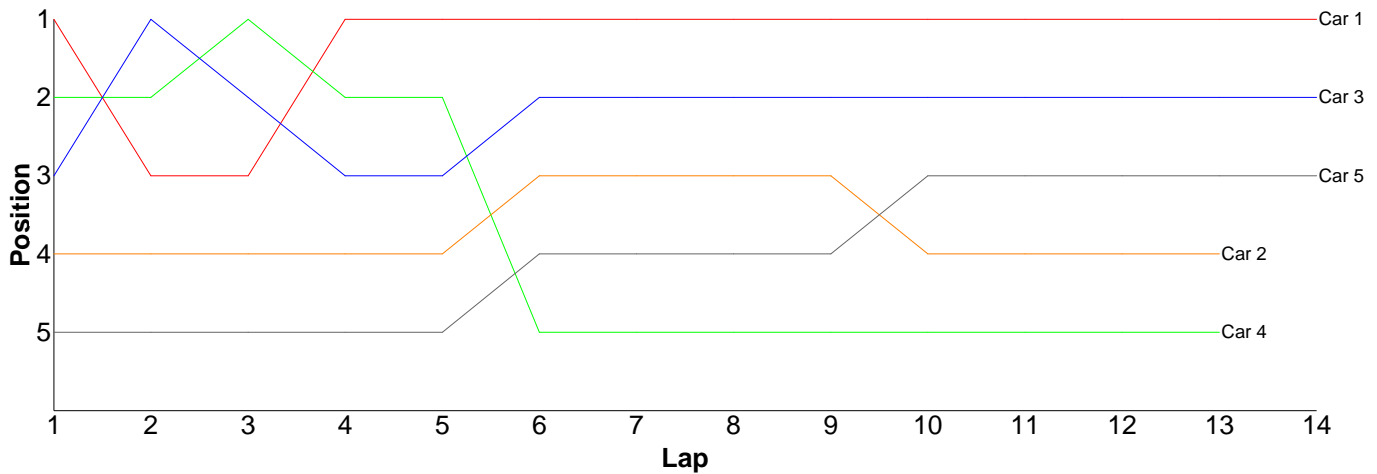
Lap	Car 1	Car 2	Car 3	Car 4	Car 5
1	24.40	24.62	27.07	25.43	28.47
2	24.89	24.51	25.37	27.96	47.79
3	24.61	26.82	23.64	25.31	29.73
4	24.01	24.39	53.20	25.36	34.27
5	24.23	33.27	28.98	33.58	28.90
6	23.44	23.47	38.48	33.11	29.51
7	25.28	23.63	24.93	31.94	27.97
8	24.40	25.41		24.29	43.01
9	33.50	23.94		24.89	26.28
10	24.46	24.13		24.03	27.16
11	24.04	23.58		25.24	
12	24.31	23.60			
13					



# Heat 4 - Round 2 (Bikes)

Pos	Car	Name	Result	Ave	Best
1	1	Simon Lancaster	14 / 308.71	22.05	21.40
2	3	Steve Leake	14 / 308.84	22.06	21.61
3	5	Andy Carless	14 / 314.65	22.47	21.63
4	2	Graham Clarke	13 / 300.80	23.13	21.75
5	4	Roki Read	13 / 314.85	24.21	21.71

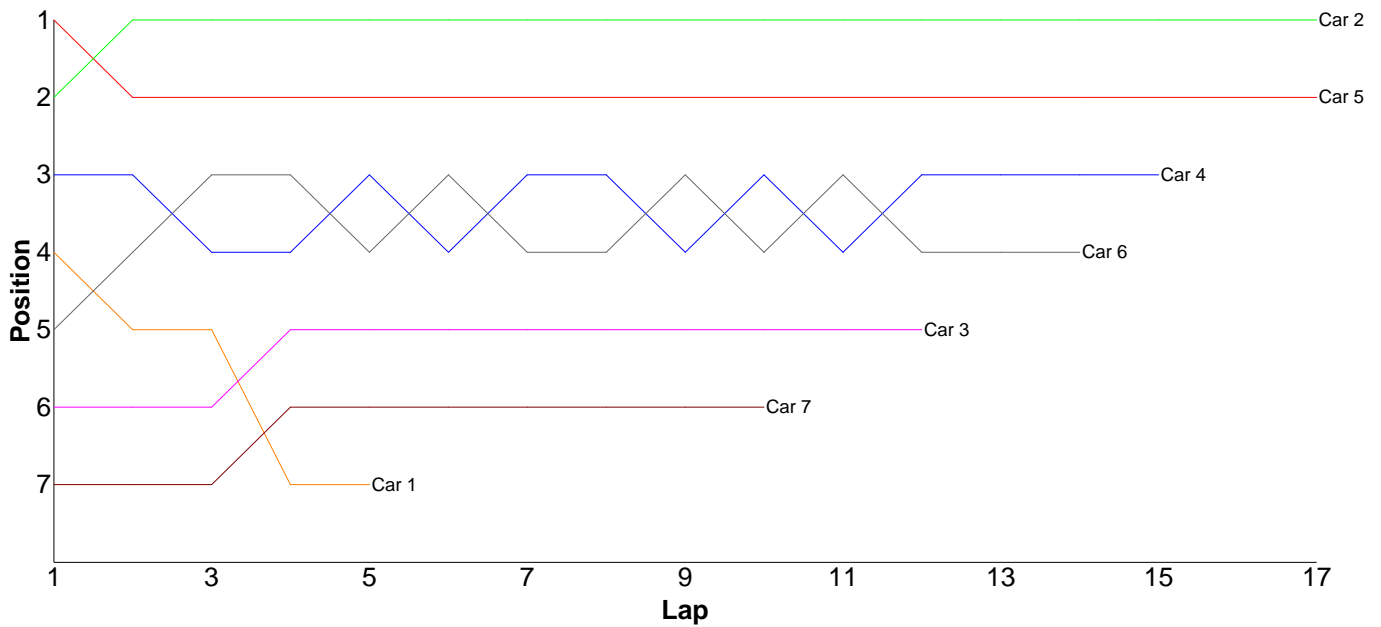
Lap	Car 1	Car 2	Car 3	Car 4	Car 5
1	21.79	22.17	21.98	21.90	23.13
2	22.19	22.02	21.61	21.71	22.69
3	21.88	22.30	22.08	21.86	22.31
4	21.40	22.35	21.87	22.05	21.81
5	21.50	21.75	22.22	22.17	22.31
6	22.16	22.19	22.14	25.54	22.09
7	22.05	22.46	22.34	35.17	24.51
8	22.33	22.05	22.68	22.99	21.98
9	21.60	22.08	21.71	22.84	21.63
10	22.46	27.87	21.99	25.13	22.90
11	23.07	28.58	22.14	29.30	22.64
12	21.76	22.21	21.98	22.27	21.92
13	22.24	22.77	21.96	21.92	22.25
14	22.28		22.14		22.48
15					



# Heat 5 - Round 2 (<IC Nitro>)

Pos	Car	Name	Result	Ave	Best
1	2	Mark Fagan	17 / 307.72	18.10	16.56
2	5	Les Mainwaring	17 / 316.22	18.60	16.70
3	4	Colin Taggart	15 / 324.87	21.65	17.42
4	6	Derek Brown	14 / 308.75	22.05	18.22
5	3	Stephen Mills	12 / 304.40	25.36	18.67
6	7	Manuel Jose	10 / 287.86	28.78	14.13
7	1	Andrew Mills	5 / 242.87	48.57	25.02

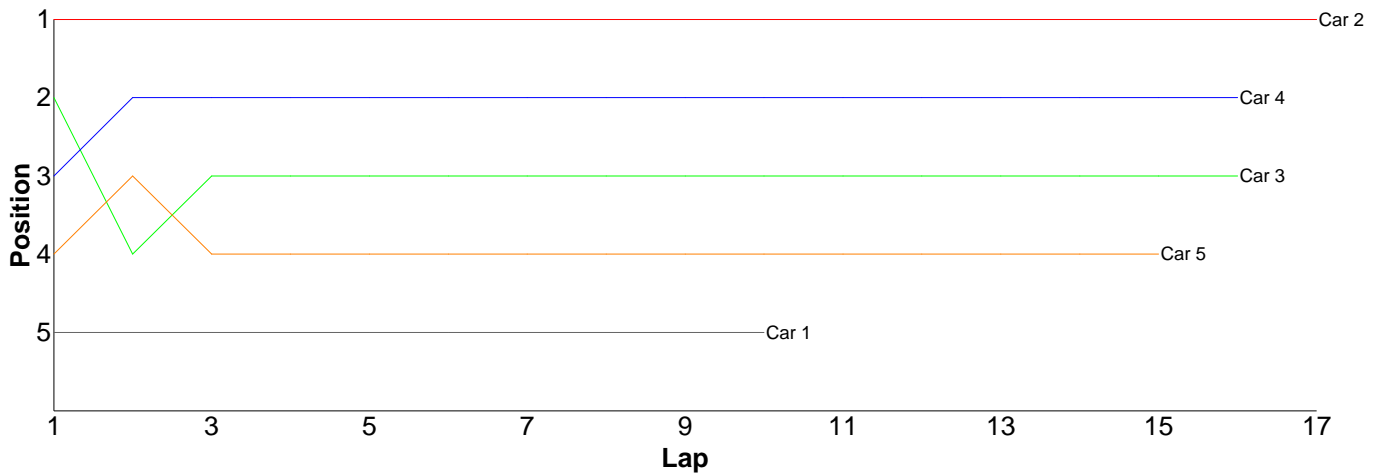
Lap	Car 1	Car 2	Car 3	Car 4	Car 5	Car 6	Car 7
1	25.02	18.77	58.13	19.12	18.19	31.89	86.23
2	32.76	20.07	25.15	31.20	24.63	21.71	14.13
3	26.64	17.91	25.40	24.19	17.50	20.04	19.04
4	130.27	17.63	19.43	19.38	19.84	19.37	21.74
5	28.18	20.73	18.67	18.16	17.06	19.36	24.09
6		17.87	20.98	19.79	16.96	18.81	20.41
7		16.60	19.73	17.42	17.16	19.66	24.94
8		16.89	21.32	19.55	17.57	21.43	23.92
9		17.38	35.97	24.53	21.26	19.46	29.28
10		16.57	19.49	18.15	17.94	21.84	24.08
11		17.58	21.23	25.29	18.21	20.15	
12		16.72	18.90	18.20	19.01	25.97	
13		17.93		18.08	17.30	18.22	
14		17.94		17.55	17.41	30.84	
15		18.22		34.26	22.24		
16		16.56			17.24		
17		22.35			16.70		
18							



# Heat 6 - Round 2 (Stock Touring)

Pos	Car	Name	Result	Ave	Best
1	2	Scott Stokes	17 / 313.89	18.46	17.91
2	4	Kieran Stokes	16 / 308.02	19.25	18.32
3	3	Craig Murrell	16 / 309.88	19.36	17.85
4	5	James Davis	15 / 318.82	21.25	19.36
5	1	Mick Barnes	10 / 302.86	30.28	18.02

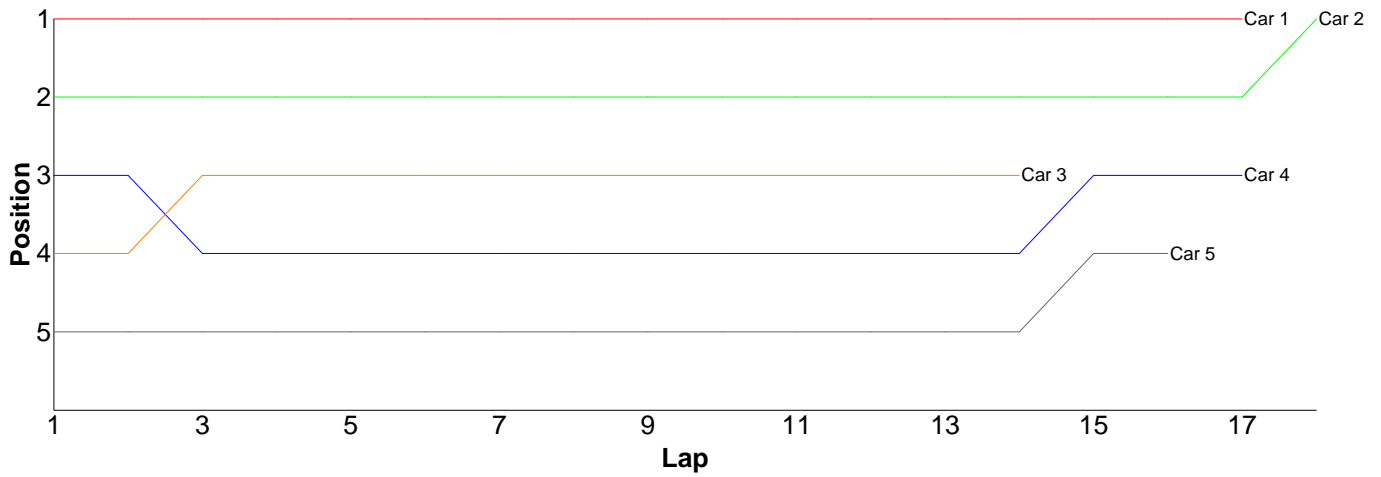
Lap	Car 1	Car 2	Car 3	Car 4	Car 5
1	124.52	18.27	19.75	20.16	20.86
2	25.86	18.90	22.10	18.40	19.59
3	18.02	18.40	18.30	18.95	19.86
4	20.52	18.49	18.66	19.11	19.36
5	18.12	17.91	18.38	18.32	24.40
6	20.29	18.69	18.64	18.64	20.57
7	19.02	18.13	21.53	19.56	20.03
8	18.28	18.32	18.79	19.03	21.61
9	19.75	18.28	18.00	19.50	20.03
10	18.48	18.79	18.40	19.15	23.31
11		18.60	18.56	18.33	20.64
12		18.52	18.50	19.66	25.92
13		18.37	25.57	19.46	19.81
14		18.51	18.88	19.45	19.70
15		18.40	17.97	19.33	23.13
16		18.57	17.85	20.97	
17		18.74			
18					



# Heat 7 - Round 2 (Stock Touring)

Pos	Car	Name	Result	Ave	Best
1	2	Kevin Bissell	18 / 309.57	17.19	16.85
2	1	Nigel Moss	17 / 289.49	17.02	16.42
3	4	Ian Cairns	17 / 300.51	17.67	16.99
4	5	Robin Francis	16 / 307.75	19.23	17.24
5	3	Trevor Scrase	14 / 247.61	17.68	17.04

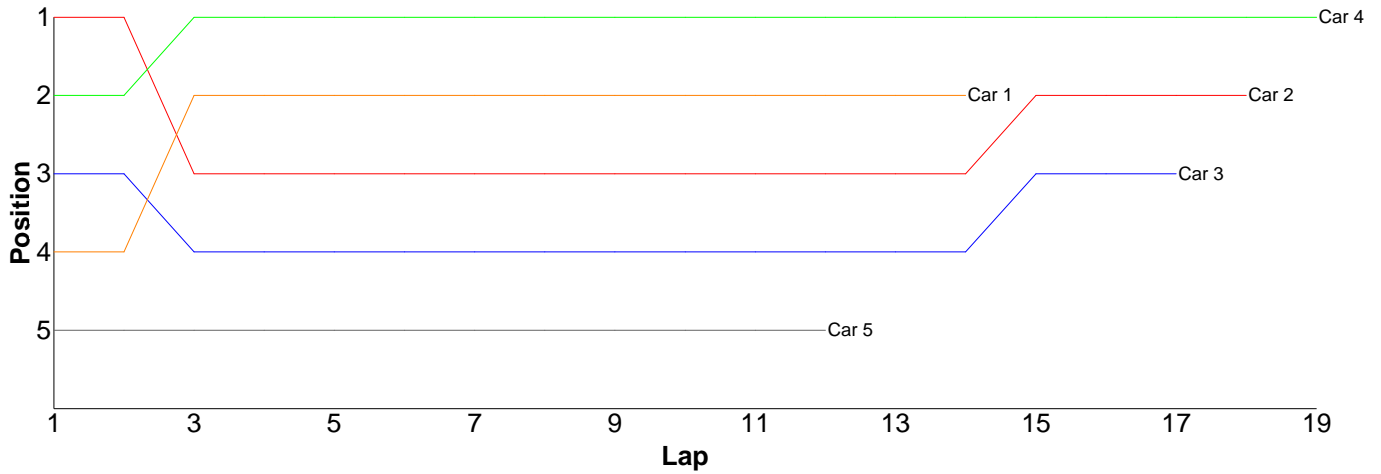
Lap	Car 1	Car 2	Car 3	Car 4	Car 5
1	16.82	17.10	18.77	18.00	21.22
2	16.52	16.85	17.59	17.65	18.57
3	16.84	17.27	17.13	19.54	18.92
4	16.61	16.97	17.32	17.92	17.85
5	16.42	17.24	17.47	17.71	17.59
6	16.65	17.05	17.11	18.20	17.26
7	16.64	17.71	18.92	17.70	20.47
8	16.86	17.23	17.60	17.29	18.47
9	16.72	17.01	17.08	17.20	18.96
10	16.60	17.12	17.04	17.42	18.40
11	16.68	17.15	18.45	17.41	17.40
12	16.51	17.07	17.61	18.17	17.24
13	16.68	17.19	17.72	17.04	17.25
14	16.47	17.12	17.80	17.38	18.40
15	23.35	17.64		16.99	23.02
16	16.49	17.19		17.34	26.73
17	16.63	17.02		17.55	
18		17.64			
19					



# Heat 8 - Round 2 (Pro-Stock)

Pos	Car	Name	Result	Ave	Best
1	4	Brian Killick	19 / 311.86	16.41	15.98
2	2	Scott Hauser	18 / 301.66	16.75	15.60
3	3	Jamie Vassallo	17 / 301.73	17.74	16.16
4	1	Dave Skelton	14 / 234.03	16.71	16.24
5	5	Stephen Mills	12 / 307.06	25.58	17.26

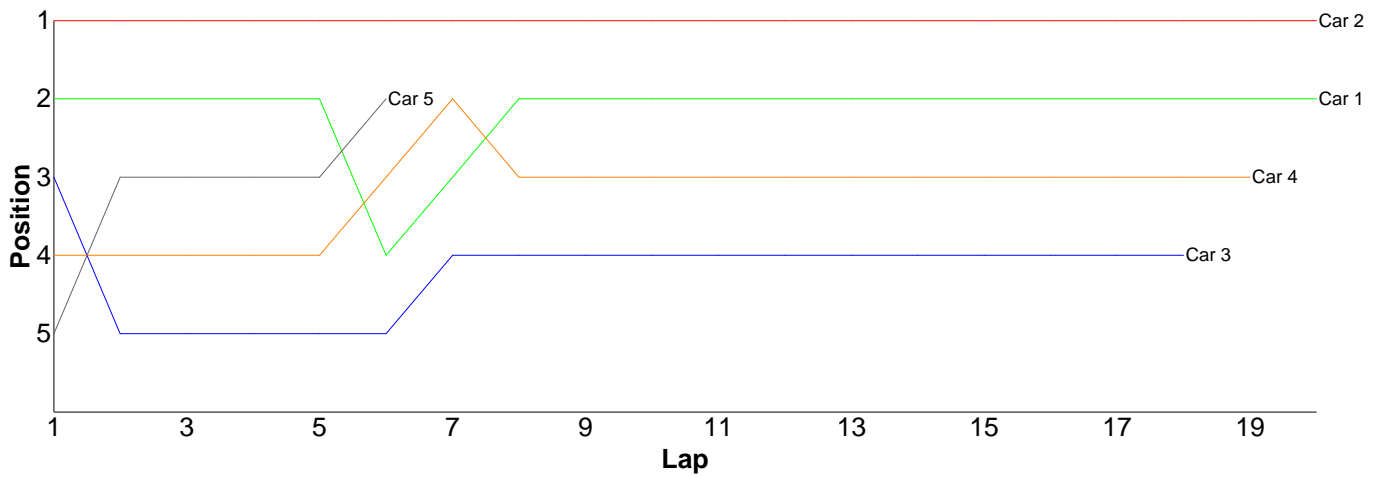
Lap	Car 1	Car 2	Car 3	Car 4	Car 5
1	17.26	16.35	16.69	16.47	88.83
2	16.77	16.14	16.37	16.05	31.28
3	17.56	21.09	21.31	15.99	20.38
4	16.33	17.76	17.46	16.75	19.05
5	16.24	16.12	16.69	16.43	17.94
6	16.70	16.27	24.00	16.62	18.22
7	17.14	16.78	16.36	16.69	17.26
8	17.12	16.30	16.19	16.95	17.79
9	16.62	17.35	16.61	16.04	19.09
10	16.46	16.48	16.16	15.98	18.47
11	16.40	15.86	18.54	16.40	18.08
12	16.45	15.60	16.53	16.25	20.67
13	16.68	16.29	17.02	16.56	
14	16.30	16.04	17.87	16.45	
15		17.88	19.43	16.42	
16		16.18	17.11	16.64	
17		16.36	17.39	16.42	
18		16.81		16.33	
19				16.42	
20					



# Heat 9 - Round 2 (Pro-Stock)

Pos	Car	Name	Result	Ave	Best
1	2	Matthew Quinlisk	20 / 310.04	15.50	15.25
2	1	Jay Westwood	20 / 314.90	15.74	15.19
3	4	Tim Webb	19 / 313.12	16.48	15.95
4	3	Nick Adams	18 / 302.84	16.82	15.97
5	5	Ori Sohachevsky	6 / 96.32	16.05	15.73

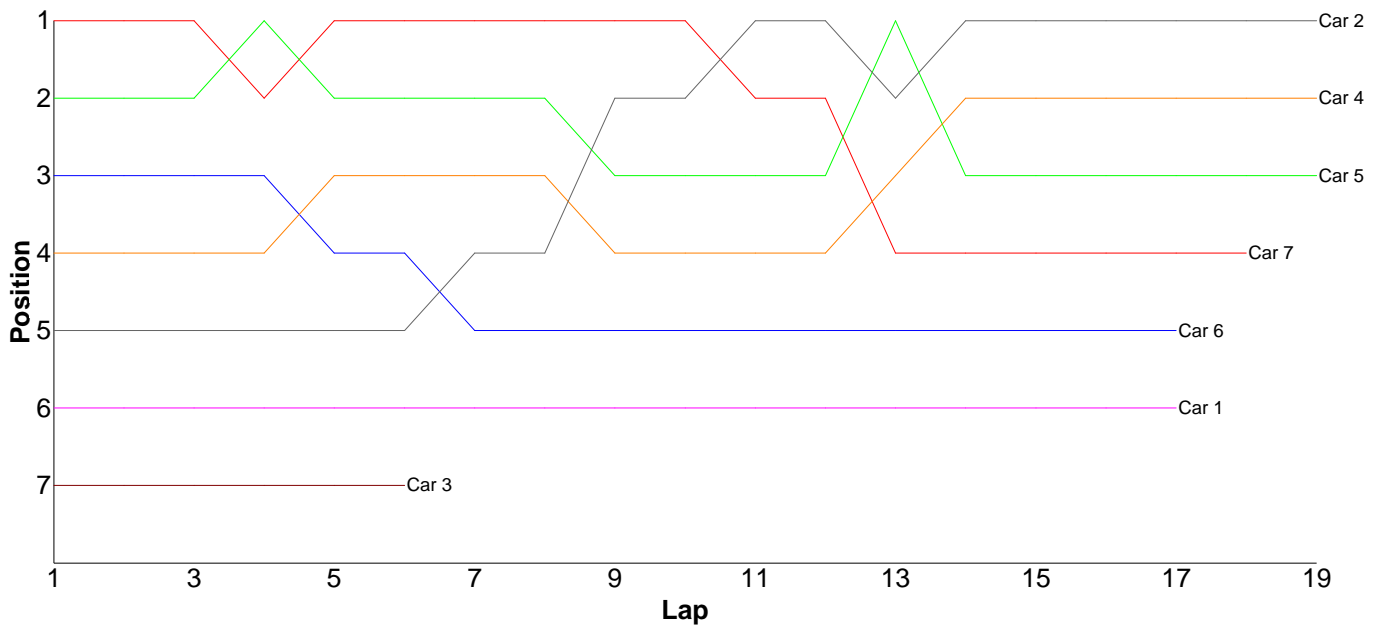
Lap	Car 1	Car 2	Car 3	Car 4	Car 5
1	15.53	15.25	16.49	16.53	16.56
2	15.31	15.33	19.18	16.46	15.94
3	16.75	15.67	16.01	16.27	15.98
4	15.33	15.39	16.26	16.46	15.73
5	15.60	15.51	16.57	16.15	16.11
6	20.96	15.66	16.46	16.28	16.00
7	15.37	15.58	16.47	16.41	
8	15.45	15.41	16.33	15.95	
9	15.19	15.44	16.44	16.37	
10	15.27	15.74	15.99	16.26	
11	15.63	15.51	23.25	16.43	
12	15.20	15.64	16.58	16.06	
13	15.35	15.40	16.15	16.64	
14	15.54	15.48	15.97	16.44	
15	15.43	15.55	16.04	16.42	
16	15.37	15.65	16.20	17.04	
17	15.44	15.44	16.13	16.81	
18	15.49	15.49	16.32	16.83	
19	15.35	15.40		17.31	
20	15.34	15.50			
21					



# Heat 10 - Round 2 (<IC Nitro>)

Pos	Car	Name	Class	Result	Ave	Best
1	2	Iain Hollands	IC Outlaw	19 / 305.09	16.05	14.38
2	4	Barry Smith	IC Outlaw	19 / 307.72	16.19	14.64
3	5	Jim Beesley	IC Touring	19 / 313.84	16.51	15.31
4	7	Phillip Pullen	IC Touring	18 / 313.15	17.39	15.82
5	6	James Rumble	IC Touring	17 / 305.03	17.94	15.86
6	1	Adrian Poole	IC Touring	17 / 312.33	18.37	15.03
7	3	David Forsythe	IC Touring	6 / 281.82	46.97	17.91

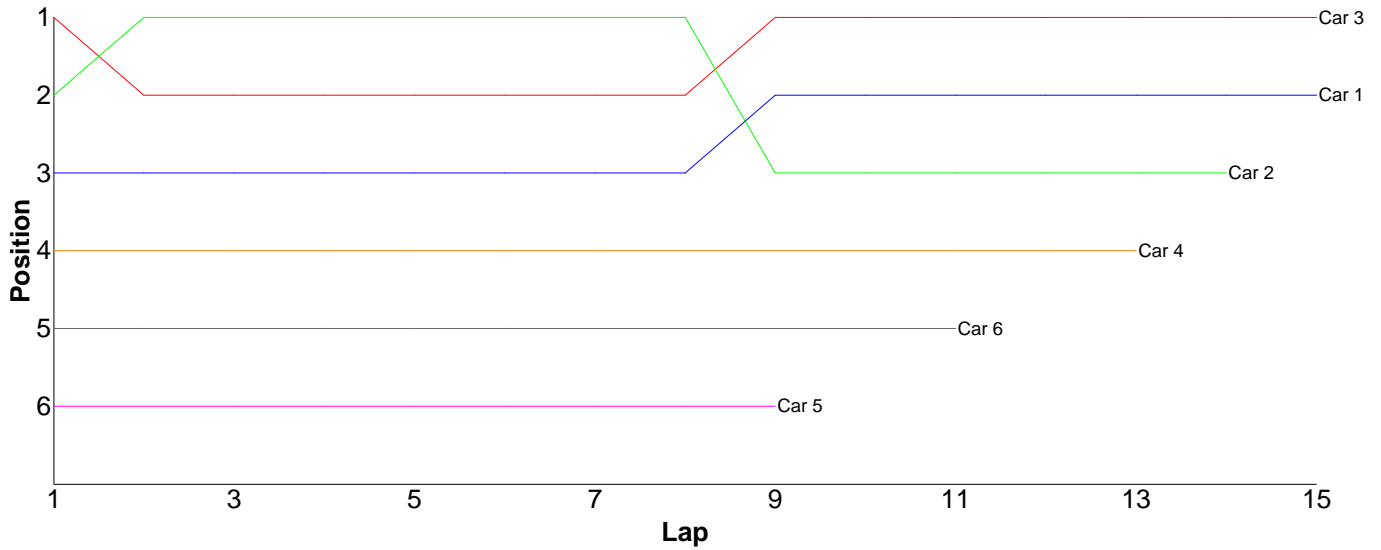
Lap	Car 1	Car 2	Car 3	Car 4	Car 5	Car 6	Car 7
1	36.16	31.76	115.18	25.61	17.79	17.88	17.00
2	17.51	15.10	17.96	15.52	16.23	21.39	16.18
3	15.90	15.23	80.13	15.71	15.90	16.31	16.45
4	28.27	14.74	17.91	16.16	17.03	17.11	17.83
5	16.09	14.86	29.12	15.16	17.76	16.67	17.01
6	15.08	14.98	21.52	15.46	17.95	17.26	15.82
7	15.20	14.73		14.94	15.46	21.56	15.92
8	16.26	14.66		16.55	15.31	17.54	16.26
9	15.21	14.45		21.54	17.18	22.01	16.20
10	15.13	14.62		14.98	16.08	16.68	16.14
11	15.16	14.60		14.88	15.93	17.05	16.16
12	24.79	14.38		14.64	15.86	23.16	16.01
13	15.63	21.61		15.18	16.62	16.21	29.77
14	17.34	15.21		15.04	16.31	15.86	17.02
15	18.29	14.94		15.27	17.21	16.04	17.35
16	15.03	14.41		14.85	15.49	16.27	18.09
17	15.28	15.53		15.08	17.72	16.03	17.27
18		14.68		15.02	16.38		16.67
19		14.60		16.13	15.63		
20							



# Heat 1 - Round 3 (Electric Sport)

Pos	Car	Name	Result	Ave	Best
1	3	Matt Tims	15 / 313.73	20.91	19.97
2	1	Mark Brown	15 / 318.95	21.26	20.32
3	2	Dave Tims	14 / 304.82	21.77	20.40
4	4	Matthew Mills	13 / 309.64	23.81	21.61
5	6	Bradley Killick	11 / 311.55	28.32	25.57
6	5	Dawn Skelton	9 / 300.41	33.37	29.60

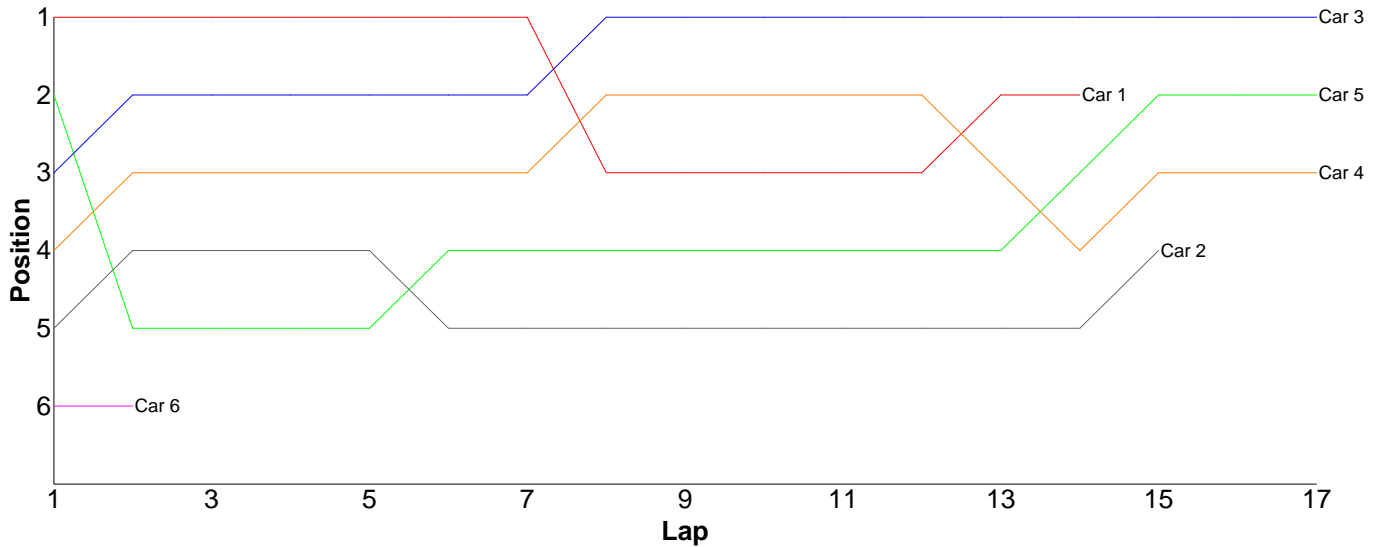
Lap	Car 1	Car 2	Car 3	Car 4	Car 5	Car 6
1	21.17	21.12	20.56	25.71	45.27	39.45
2	27.60	20.72	22.48	24.82	34.92	32.30
3	20.32	21.09	21.35	24.69	32.21	26.50
4	20.41	21.09	20.82	22.12	32.57	26.23
5	21.57	20.46	20.66	22.35	31.43	25.57
6	20.47	20.40	20.51	24.22	31.75	28.40
7	20.67	20.79	20.43	22.21	31.03	25.98
8	20.67	21.37	20.54	23.03	29.60	25.62
9	20.52	29.45	20.91	21.61	31.63	28.99
10	20.94	21.83	20.62	24.36		26.40
11	20.71	20.42	21.88	23.93		26.11
12	21.03	23.34	21.77	27.53		
13	20.73	21.23	20.59	23.06		
14	21.54	21.51	20.64			
15	20.60		19.97			
16						



## Heat 2 - Round 3 (Formula GT)

Pos	Car	Name	Result	Ave	Best
1	3	Neil Pilkington	17 / 304.60	17.91	17.30
2	5	Tim Webb	17 / 307.52	18.08	17.30
3	4	Dave Skelton	17 / 311.05	18.29	17.36
4	2	Martin Trice	15 / 302.27	20.15	18.54
5	1	Nigel Moss	14 / 253.35	18.09	17.07
6	6	James Davis	2 / 44.98	22.49	21.78

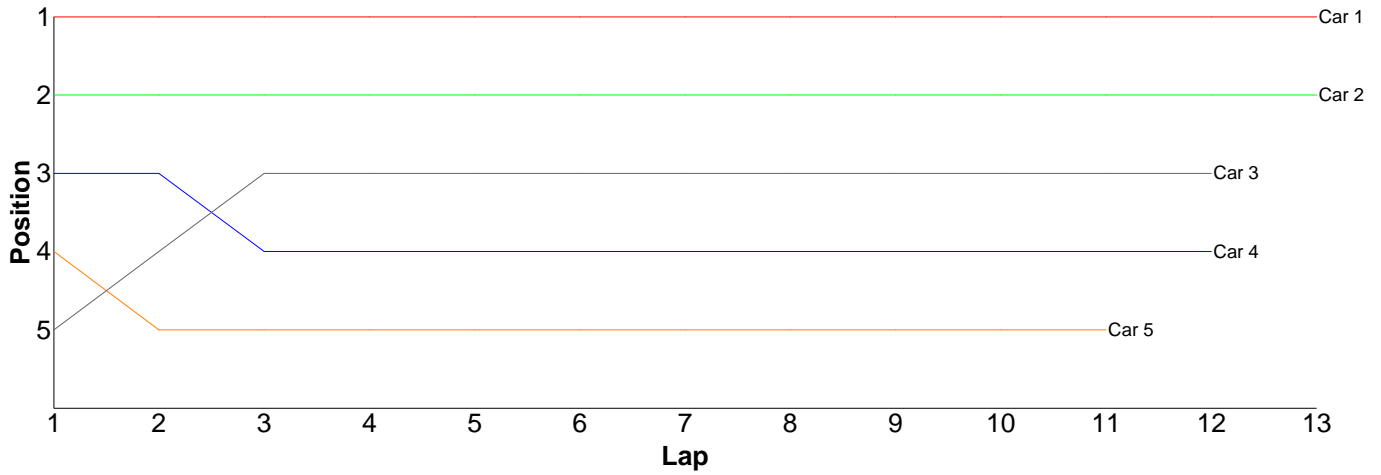
Lap	Car 1	Car 2	Car 3	Car 4	Car 5	Car 6
1	17.65	19.64	18.66	19.01	17.78	21.78
2	18.01	18.54	17.96	18.28	25.62	23.20
3	17.71	18.66	17.88	18.29	17.54	
4	17.47	19.75	17.72	17.92	18.14	
5	17.35	18.63	18.00	17.56	17.62	
6	17.50	23.50	17.48	18.00	18.03	
7	17.50	24.57	18.23	17.96	17.46	
8	24.69	20.66	18.99	18.32	17.55	
9	18.14	20.49	17.93	18.22	17.50	
10	17.07	19.76	17.46	17.86	17.54	
11	17.82	19.01	17.57	17.36	17.30	
12	17.45	19.58	17.53	19.28	17.44	
13	17.48	20.24	17.57	18.60	17.45	
14	17.51	20.03	17.30	18.24	17.48	
15		19.21	17.86	18.26	17.62	
16			17.82	18.99	17.76	
17			18.64	18.90	17.69	
18						



# Heat 3 - Round 3 (Bikes)

Pos	Car	Name	Result	Ave	Best
1	1	Chris Groom	13 / 301.20	23.16	22.62
2	2	Scott Adderson	13 / 303.58	23.35	22.73
3	3	Dave Richards	12 / 304.45	25.37	22.66
4	4	Richard Blissett	12 / 313.64	26.13	23.31
5	5	Matthew Book	11 / 330.63	30.05	26.07

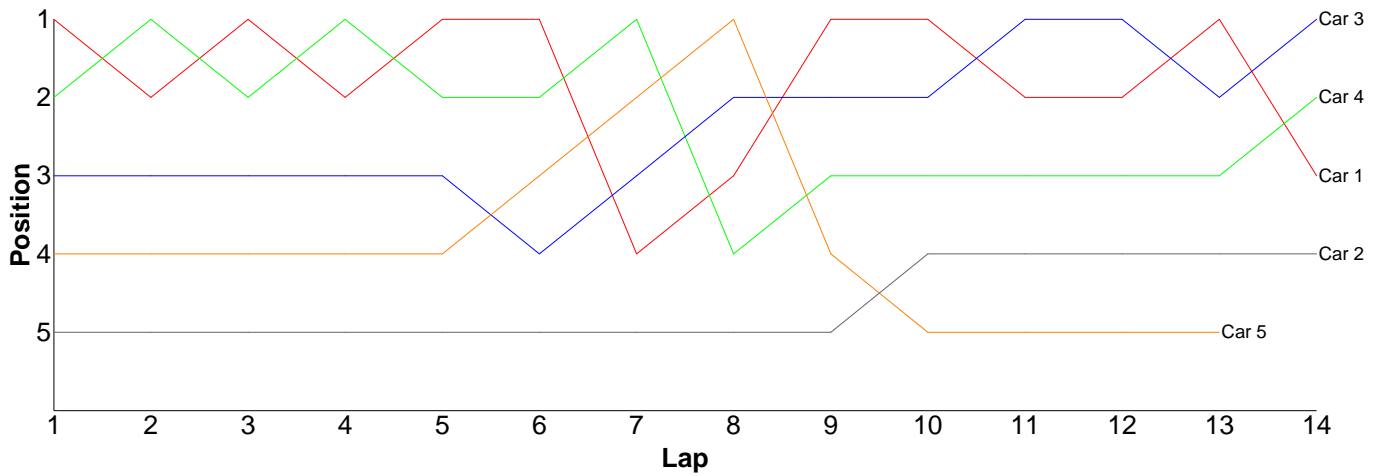
Lap	Car 1	Car 2	Car 3	Car 4	Car 5
1	22.62	23.64	31.61	24.27	26.20
2	22.89	23.08	23.39	29.05	30.44
3	23.17	25.03	23.01	25.80	26.07
4	22.84	23.68	23.58	24.36	35.71
5	23.74	23.06	25.94	30.17	32.67
6	22.72	23.26	24.73	24.94	26.36
7	22.97	23.05	22.82	25.36	31.43
8	23.34	23.49	22.66	28.97	26.52
9	23.50	22.73	23.09	23.40	26.26
10	22.93	22.96	23.33	23.31	34.33
11	23.76	22.78	29.85	24.51	34.64
12	22.90	23.64	30.44	29.50	
13	23.82	23.18			
14					



# Heat 4 - Round 3 (Bikes)

Pos	Car	Name	Result	Ave	Best
1	3	Steve Leake	14 / 311.80	22.27	21.34
2	4	Roki Read	14 / 312.61	22.32	21.31
3	1	Simon Lancaster	14 / 316.83	22.63	21.24
4	2	Graham Clarke	14 / 319.74	22.83	20.75
5	5	Andy Carless	13 / 303.68	23.36	21.57

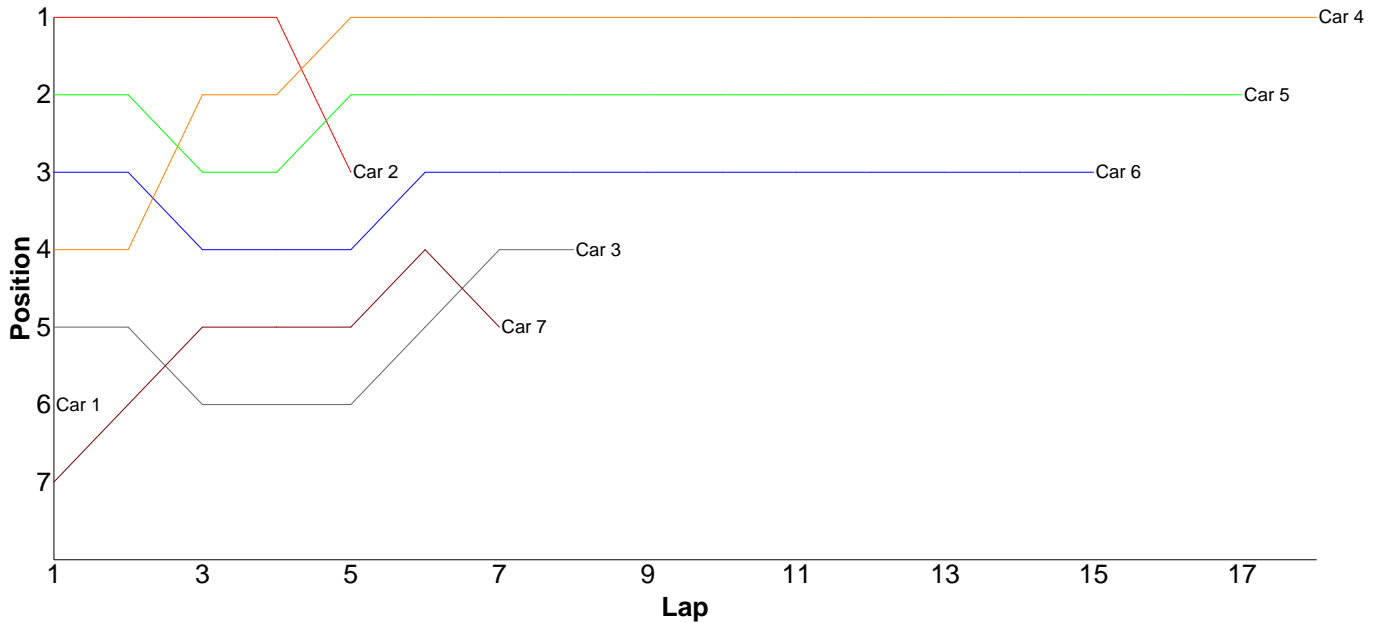
Lap	Car 1	Car 2	Car 3	Car 4	Car 5
1	21.51	29.17	21.58	21.57	21.81
2	21.73	28.39	22.67	21.31	23.83
3	21.80	25.29	22.75	22.60	22.38
4	22.09	20.75	21.84	21.62	21.57
5	21.28	21.86	21.34	21.69	21.76
6	23.52	20.89	26.76	23.38	22.14
7	27.67	21.61	22.28	21.87	22.35
8	21.63	21.50	21.80	27.51	21.94
9	21.24	21.80	21.74	21.85	25.91
10	21.56	21.55	22.00	21.96	33.06
11	22.14	21.50	21.36	21.64	21.97
12	21.70	21.44	21.39	21.61	22.72
13	21.45	22.18	22.41	21.88	22.24
14	27.51	21.81	21.88	22.12	
15					



# Heat 5 - Round 3 (<IC Nitro>)

Pos	Car	Name	Result	Ave	Best
1	4	Colin Taggart	18 / 313.91	17.43	15.99
2	5	Les Mainwaring	17 / 300.26	17.66	16.07
3	6	Derek Brown	15 / 301.72	20.11	18.01
4	3	Stephen Mills	8 / 205.44	25.68	17.04
5	7	Manuel Jose	7 / 204.58	29.22	19.84
6	2	Mark Fagan	5 / 94.06	18.81	16.65
7	1	Andrew Mills	1 / 29.47	29.47	29.47

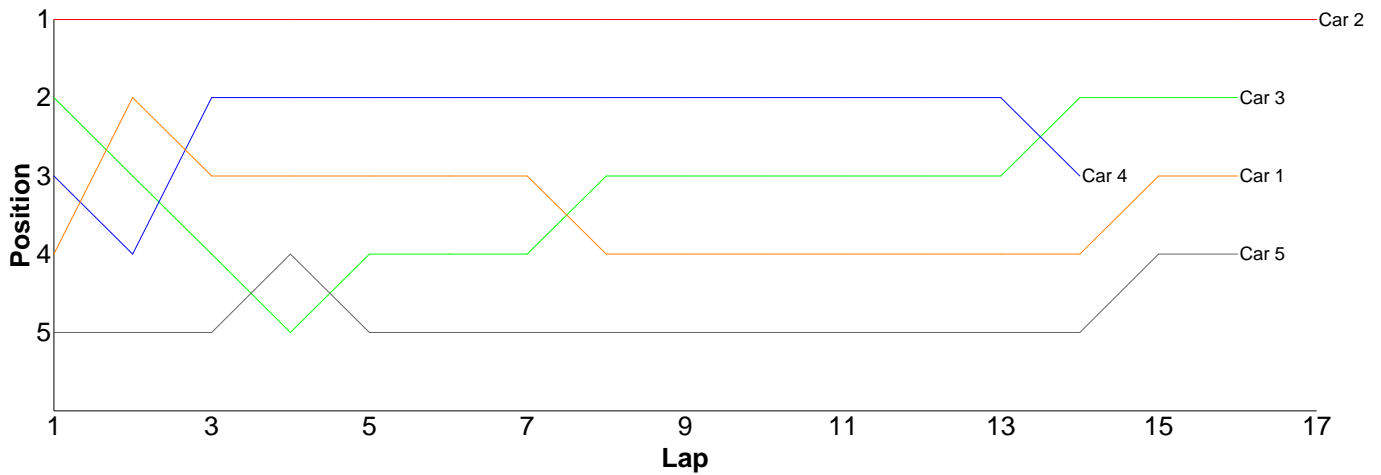
Lap	Car 1	Car 2	Car 3	Car 4	Car 5	Car 6	Car 7
1	29.47	17.33	22.51	21.41	18.46	19.10	48.46
2		16.89	26.79	16.10	16.99	18.01	20.99
3		16.91	55.87	16.65	20.13	18.51	22.17
4		16.65	29.65	16.39	17.25	19.75	19.84
5		26.28	18.75	16.26	16.38	18.93	24.71
6			17.04	16.29	18.02	26.82	20.50
7			17.57	16.12	17.33	20.79	47.91
8			17.26	16.33	16.84	22.66	
9				16.42	16.88	18.24	
10				16.65	24.13	18.81	
11				18.15	18.44	18.89	
12				16.99	16.89	21.03	
13				17.33	17.00	21.99	
14				15.99	16.59	18.73	
15				16.35	16.37	19.46	
16				16.13	16.07		
17				17.47	16.49		
18				26.88			
19							



# Heat 6 - Round 3 (Stock Touring)

Pos	Car	Name	Result	Ave	Best
1	2	Scott Stokes	17 / 305.70	17.98	17.41
2	3	Craig Murrell	16 / 302.72	18.92	17.29
3	1	Mick Barnes	16 / 308.46	19.27	17.35
4	5	James Davis	16 / 317.17	19.82	18.66
5	4	Kieran Stokes	14 / 266.61	19.04	18.13

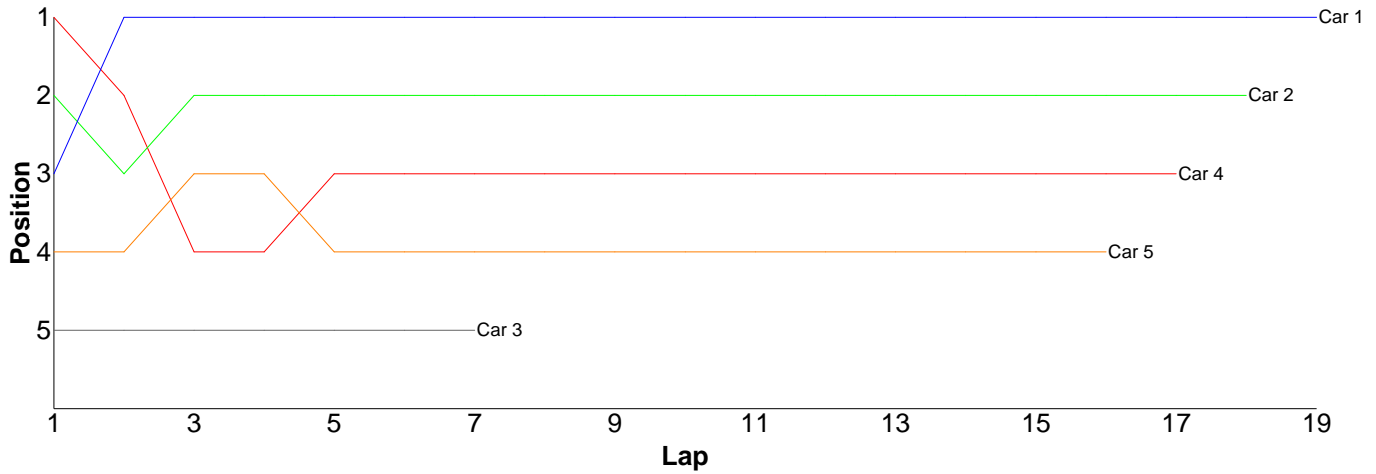
Lap	Car 1	Car 2	Car 3	Car 4	Car 5
1	19.59	17.70	18.34	19.33	24.89
2	17.35	17.98	19.47	18.78	19.57
3	21.93	17.55	22.41	18.77	18.92
4	18.81	17.93	23.28	18.54	19.04
5	18.13	18.03	19.46	18.51	20.88
6	18.06	18.42	18.34	18.89	19.71
7	20.12	18.70	17.29	18.33	20.57
8	27.60	17.84	17.84	18.13	19.44
9	18.34	18.00	18.10	18.19	19.07
10	17.53	17.92	19.26	18.44	18.86
11	18.10	17.74	17.91	18.80	18.66
12	19.48	18.51	18.61	18.52	20.05
13	18.05	17.41	18.10	18.46	19.84
14	17.97	17.74	17.96	24.92	19.44
15	19.00	18.13	18.50		19.18
16	18.40	17.74	17.85		19.05
17		18.36			
18					



# Heat 7 - Round 3 (Stock Touring)

Pos	Car	Name	Result	Ave	Best
1	1	Nigel Moss	19 / 312.47	16.44	16.07
2	2	Kevin Bissell	18 / 309.47	17.19	16.82
3	4	Ian Cairns	17 / 303.18	17.83	17.03
4	5	Robin Francis	16 / 301.28	18.83	17.54
5	3	Trevor Scrase	7 / 136.77	19.53	17.38

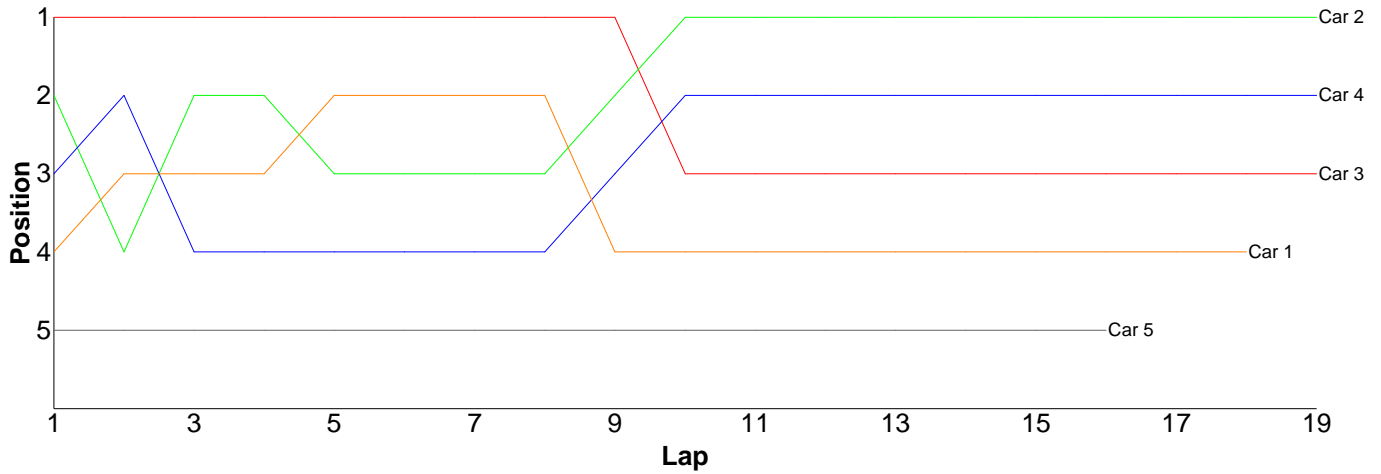
Lap	Car 1	Car 2	Car 3	Car 4	Car 5
1	17.68	17.56	22.40	17.28	18.69
2	16.09	16.82	19.19	17.04	17.87
3	16.59	17.62	19.71	23.58	17.83
4	16.29	17.45	17.38	17.59	18.86
5	16.12	17.30	22.91	17.61	20.27
6	16.80	16.97	17.58	17.22	20.04
7	16.30	17.13	17.60	17.54	17.54
8	16.19	17.46		17.03	17.57
9	16.59	17.03		17.40	17.92
10	16.84	17.15		17.48	23.53
11	16.24	16.82		17.87	18.76
12	16.52	17.00		18.08	19.21
13	16.07	17.19		17.82	18.66
14	16.50	17.07		17.34	18.09
15	16.07	17.47		17.39	18.61
16	16.47	16.88		17.46	17.83
17	16.61	17.28		17.45	
18	16.26	17.27			
19	16.24				
20					



# Heat 8 - Round 3 (Pro-Stock)

Pos	Car	Name	Result	Ave	Best
1	2	Scott Hauser	19 / 309.44	16.28	15.51
2	4	Brian Killick	19 / 310.48	16.34	16.03
3	3	Jamie Vassallo	19 / 314.83	16.57	15.61
4	1	Dave Skelton	18 / 310.84	17.26	15.84
5	5	Stephen Mills	16 / 302.17	18.88	17.15

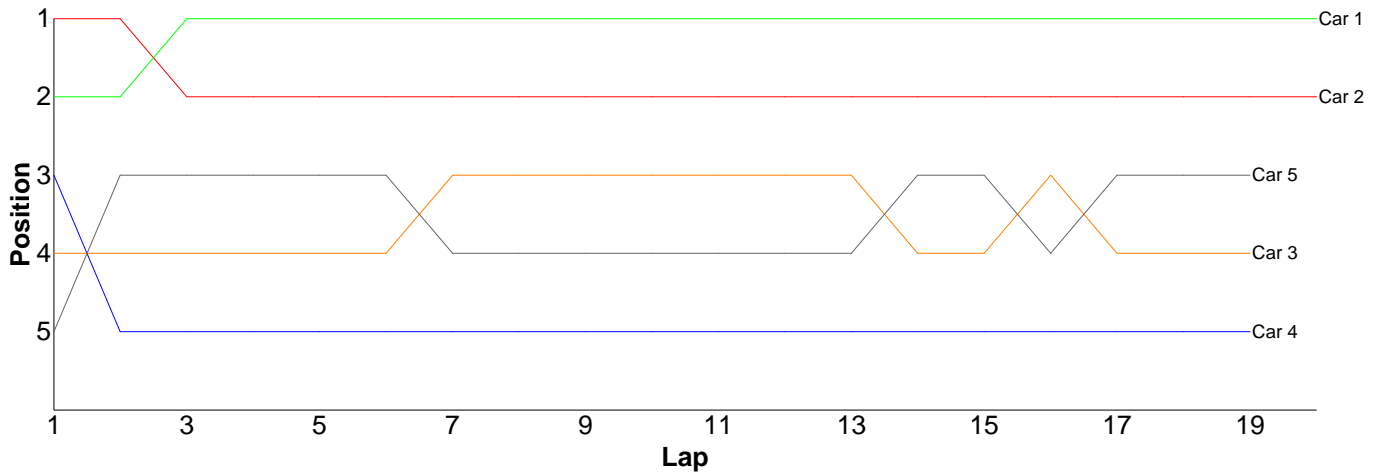
Lap	Car 1	Car 2	Car 3	Car 4	Car 5
1	16.95	16.77	15.85	16.87	18.88
2	16.23	16.48	16.07	16.27	18.39
3	16.46	15.55	15.98	16.87	17.79
4	16.25	16.20	16.19	16.18	17.64
5	16.03	17.32	15.61	16.16	17.69
6	16.17	16.56	16.06	17.76	17.38
7	15.96	16.06	16.50	16.09	18.56
8	16.39	16.33	16.29	16.20	17.33
9	19.75	15.95	16.05	16.12	25.57
10	25.48	16.24	23.97	16.18	18.33
11	15.84	15.51	16.58	16.40	18.71
12	16.20	15.89	16.30	16.30	19.40
13	20.10	15.94	16.51	16.10	23.18
14	16.80	17.08	16.16	16.07	18.67
15	17.37	16.27	16.11	16.12	17.50
16	16.64	16.37	15.99	16.23	17.15
17	16.22	15.65	15.97	16.29	
18	16.00	16.26	16.09	16.24	
19		17.01	16.55	16.03	
20					



# Heat 9 - Round 3 (Pro-Stock)

Pos	Car	Name	Result	Ave	Best
1	1	Jay Westwood	20 / 302.93	15.14	14.78
2	2	Matthew Quinlisk	20 / 311.09	15.55	14.97
3	5	Ori Sohachevsky	19 / 300.58	15.82	15.22
4	3	Nick Adams	19 / 306.08	16.10	15.50
5	4	Tim Webb	19 / 317.87	16.73	15.42

Lap	Car 1	Car 2	Car 3	Car 4	Car 5
1	15.35	14.97	16.17	15.93	16.29
2	15.03	15.07	16.48	16.96	15.41
3	14.78	15.45	15.54	16.76	15.33
4	15.01	15.38	15.84	17.31	15.58
5	15.13	15.66	15.55	16.02	15.40
6	14.87	15.39	15.65	16.80	15.24
7	15.62	15.44	16.63	16.55	20.69
8	15.38	15.76	15.69	19.45	15.49
9	14.90	16.52	15.93	20.87	15.49
10	15.12	15.75	15.50	15.76	15.22
11	15.04	15.77	15.76	15.72	15.81
12	15.14	15.44	15.72	15.73	15.34
13	15.04	15.54	15.82	17.32	15.34
14	15.26	15.68	15.90	15.93	15.41
15	15.19	15.28	16.16	16.00	16.14
16	15.22	15.97	15.53	15.64	15.74
17	15.28	15.56	15.97	15.60	15.43
18	15.24	15.54	20.30	15.42	15.61
19	15.01	15.38	15.94	18.10	15.62
20	15.32	15.54			
21					



# Heat 10 - Round 3 (<IC Nitro>)

Pos	Car	Name	Class	Result	Ave	Best
1	2	Iain Hollands	IC Outlaw	21 / 306.06	14.57	14.10
2	4	Barry Smith	IC Outlaw	20 / 301.06	15.05	14.48
3	1	Adrian Poole	IC Touring	20 / 307.09	15.35	14.47
4	7	Phillip Pullen	IC Touring	19 / 314.03	16.52	15.54
5	5	Jim Beesley	IC Touring	19 / 317.51	16.71	15.38
6	6	James Rumble	IC Touring	14 / 232.67	16.61	15.14
7	3	David Forsythe	IC Touring	2 / 299.92	149.96	18.05

Lap	Car 1	Car 2	Car 3	Car 4	Car 5	Car 6	Car 7
1	14.92	15.59	281.87	15.51	16.95	16.52	16.74
2	14.66	14.76	18.05	15.96	16.44	19.75	16.17
3	14.89	14.63		15.96	15.73	16.02	17.11
4	15.00	14.37		14.69	16.03	16.07	17.40
5	14.47	14.44		14.85	15.67	15.99	15.72
6	15.07	14.29		16.29	15.93	16.14	15.77
7	19.83	14.57		14.67	16.43	15.53	18.64
8	15.61	14.35		14.48	15.75	15.88	16.08
9	15.92	14.77		15.07	15.38	15.60	16.99
10	14.87	14.70		15.00	15.50	15.21	17.08
11	15.14	14.75		15.26	15.52	22.54	15.99
12	15.20	14.30		14.86	21.63	16.25	15.54
13	15.78	14.23		14.88	18.51	15.14	15.84
14	15.01	15.16		14.97	16.30	16.03	17.70
15	15.00	14.67		14.81	16.57		17.13
16	15.81	14.75		14.76	18.33		16.16
17	14.95	14.49		14.76	16.60		16.19
18	14.74	14.44		14.74	15.52		15.80
19	14.55	14.28		14.85	18.72		15.98
20	15.67	14.10		14.69			
21		14.42					
22							

